

**STATE OF CALIFORNIA
COMMISSION ON EMERGENCY MEDICAL SERVICES
June 15, 2022
10:00 A.M. – 1:00 P.M.**

**Hilton Sacramento Arden West
2200 Harvard Street
Sacramento, CA 95815**

Zoom link for public viewing only*:
<https://us06web.zoom.us/j/82695507100?pwd=Ukl0ellyU0xiSEYwV2J6Rjd2eTlwUT09>
Webinar ID: **826 9550 7100**
Passcode: **574700**

**Please note that members of the public will only be able to view a livestream of the meeting through this Zoom link. No public comments will be accepted through the Zoom platform; all public comments must be made in person at the meeting location.*

AGENDA

- 1. Call to Order and Pledge of Allegiance**
- 2. Review and Approval of March 16, 2022 Minutes**
- 3. Director's Report**
 - A. In-Depth Overview of CA EMS Strategic Planning Subcommittee
- 4. Consent Calendar**
 - A. Administrative and Personnel Report
 - B. Legal Report
 - C. Enforcement Report

Regular Calendar

- 5. EMS Administration**
 - A. Legislative Report
 - B. Regulations Update
 - a. Approval of Community Paramedicine and Transport to Alternate Destination Proposed Regulations
- 6. EMS Systems**
 - A. Ambulance Patient Offload Time Report
 - B. Ambulance Patient Offload Time Committee Update

- C. After-Action Reporting Presentation: Ambulance Patient Offload Times Teams
- D. Community Paramedicine Pilot Project Update

7. EMS Response to Behavioral Health Patients

- A. Review of Behavioral Health Practices Across Local EMS Agencies
- B. 988 Behavioral Health Hotline Initiative Presentation

8. EMS Personnel

- A. Trial Studies Update

9. Items for Next Agenda

10. Public Comment

11. Adjournment

A full agenda packet will not be provided at the meeting; however, you can print a full packet, including the agenda from the Department's website at

www.emsa.ca.gov. This event will be held in an accessible facility.

Individuals with disabilities requiring auxiliary aids or services to ensure accessibility such as language interpreting, assisted listening device, materials in alternate formats or other accommodation, should contact Zoë Jones at executive.assistant@emsa.ca.gov or (916) 591-1298 no less than 7 days prior to the meeting.

EMERGENCY MEDICAL SERVICES AUTHORITY

10901 GOLD CENTER DR., SUITE 400
RANCHO CORDOVA, CA 95670
(916) 322-4336 FAX (916) 324-2875

**COMMISSION ON EMERGENCY MEDICAL SERVICES****QUARTERLY MEETING**

MEETING DATE: June 15, 2022

ITEM NUMBER: 2

SUBJECT: Review and Approval of March 16, 2022 Minutes

PRESENTER: Atilla Uner
Chair, Commission on EMSCONSENT: ACTION: INFORMATION: **RECOMMENDATION**

Approve the meeting minutes from the March 16, 2022, Commission on Emergency Medical Services (EMS) Meeting.

FISCAL IMPACT

No fiscal impact.

SUMMARY

The prior meeting of the Commission on EMS occurred March 16, 2022. Each Commission on EMS meeting is transcribed by a third-party vendor. That vendor also drafts meeting minutes, which summarize what is said during the meeting. Those draft minutes are then edited by the Emergency Medical Services Authority (EMSA) to ensure accuracy and completion.

The Commission on EMS may request modifications to the meeting minutes or may approve the version of the minutes included in this agenda item.

ATTACHMENT(S)

Minutes of Teleconference Meeting: Wednesday, March 16, 2022.

**STATE OF CALIFORNIA
COMMISSION ON EMS**

**Minutes of Teleconference Meeting
Wednesday, March 16, 2022
Call-In Number 669-900-6833; Webinar ID 863 7749 6948**

COMMISSIONERS PRESENT:

Steve Barrow, Sean Burrows, Curtis Brown, James Dunford, M.D.,
Marc Gautreau, M.D., Nancy Gordon, James Hinsdale, M.D., Lydia Lam, M.D.,
Ken Miller, M.D., Ph.D., Jodie Pierce, Karen Relucio, M.D., Paul Rodriguez,
Carole Snyder, Jim Suver, Kristin Thompson, Atilla Uner, M.D., and Todd Valeri

COMMISSIONERS ABSENT:

Thomas Giandomenico

EMS AUTHORITY STAFF PRESENT:

Elizabeth Basnett, Louis Bruhnke, Hernando Garzon, M.D., Kent Gray, Craig Johnson,
Zoë Jones, Jennifer Lim, Steven McGee, Tom McGinnis, Lou Meyer, and Sean Trask

OTHER SPEAKERS:

Tanir Ami, CARESTAR Foundation
Lieutenant Antione Davis, San Francisco Fire Department
Michael Gibson, Alameda County EMS Corps
Kristi Koenig, M.D., County of San Diego EMS
Sheree Lowe, California Hospital Association
Ray Ramirez, City of Ontario Fire Department
Abby Snay, California Labor and Workforce Development Agency

1. CALL TO ORDER AND PLEDGE OF ALLEGIANCE

Chair Atilla Uner, M.D., called the teleconference meeting to order at 10:05 a.m.
Seventeen Commissioners were present. He led the Pledge of Allegiance and reviewed
the meeting protocols and meeting agenda.

2. REVIEW AND APPROVAL OF DECEMBER 8, 2021, MINUTES

Commissioner Gautreau asked to correct the spelling of his name.

**Action: Commissioner Barrow moved approval of the December 8, 2021,
Commission on Emergency Medical Services Meeting Minutes as revised.
Commissioner Brown seconded. Motion carried unanimously with no
abstentions.**

3. DIRECTOR'S REPORT

Elizabeth Basnett, Acting Director, thanked Commissioners for their help over her first four months in this position.

4. CONSENT CALENDAR

- A. Administrative and Personnel Report**
- B. Legal Report**
- C. Enforcement Report**

Action: Commissioner Relucio moved approval of all items on the consent calendar. Commissioner Hinsdale seconded. Motion carried unanimously with no abstentions. The item was noted and filed.

REGULAR CALENDAR

5. EMS ADMINISTRATION

- A. Legislative Report**

Jennifer Lim, Deputy Director, summarized the EMSA Legislative Analysis of the bills currently being tracked and analyzed by staff, which was included in the meeting materials and posted on the website.

- B. Regulations Update**

Kent Gray, Regulations Manager, reviewed the Regulations Update of the regulations being promulgated, which was included in the meeting materials.

- a. Community Paramedicine and Triage to Alternate Destination Regulation Development Update**

Mr. Gray stated this regulation was formally noticed in December. There was a 45-day comment period followed by a public hearing. EMSA then noticed a modification with a 15-day comment period and is in the process of completing a new draft. Another modification will be coming shortly, followed by a public comment period that is anticipated to be longer than 15 days, due to the nature and number of modifications.

Discussion

Commissioner Thompson asked if comments sent via email are acknowledged.

Mr. Gray stated comments are not generally acknowledged unless there is a specific request to do so.

Public Comment

Tanir Ami, CEO, CARESTAR Foundation, stated CARESTAR is deeply committed to the community paramedicine program and is more broadly deeply committed to helping transform and improve the emergency response system in the state of California with a racial equity lens. She stated CARESTAR will be providing technical assistance and has funding available to help communities launch community paramedicine programs.

- C. California EMS System Strategic Planning Advisory Committee**

Acting Director Basnett stated EMSA is undergoing a two-prong strategic planning process that is transparent and inclusive – the internal process for the Department, which kicked off a month ago, and the creation of the EMS Strategic Planning Advisory Committee. She stated four sub-working groups will be created under the Advisory Committee that will consider four overarching topics: evidence-based decision/policy making, equity, administration and resilience, and operational management. Formal letters will be sent to key stakeholders and partners for participation in the Advisory Committee.

Discussion

Commissioners asked clarifying questions about the Advisory Committee and working group membership and roles.

Commissioner Barrow stated the importance of elevating the responsibility of EMS being involved with mental health, substance use, and unintentional injury prevention as part of the strategic plan. He suggested an update on the goals, objectives, and metrics of the strategic plan at the June meeting to ensure an action-oriented plan.

Commissioner Brown asked about the timeline for completion of the strategic plan.

Acting Director Basnett stated it should be completed within approximately ten months.

Commissioner Relucio suggested including the California Department of Public Health (CDPH) on the Advisory Committee.

Public Comment

No public comment.

6. EMS SYSTEMS

A. Ambulance Patient Offload Time Update

Tom McGinnis, Chief of the EMS Systems Division, reviewed the background, Ambulance Patient Offload Time (APOT) Committee, APOT hearing, and a snapshot of APOT reporting by local EMS agency (LEMSA), which was included in the meeting materials. The APOT Committee continues to meet on an aggressive schedule in order to develop advisory recommendations to improve the APOT issue. He stated a document listing the APOT Committee's recommendations will be presented to the Commission for review prior to finalization, which is expected no later than the end of June. The State Assembly Committee on Emergency Management hearing panel sent a letter to the Governor outlining the issues and providing recommendations. The letter was included in the meeting materials.

Discussion

Commissioner Suver stated his assumption that, although EMSA does not have the ability to enforce LEMSAs reporting compliance, it does have the ability to provide technical support.

Chief McGinnis stated that is correct.

Vice Chair Burrows asked if the recommendations provided to the Governor by the State Assembly Committee on Emergency Management have been brought forward to the APOT Committee for discussion and consideration.

Acting Director Basnett stated they have not been directly brought to the APOT Committee. She agreed that it is a good point and stated she will bring the recommendations to the APOT Committee at Friday's meeting.

Commissioner Gautreau supported focusing resources on a graphical representation of the issue, as far as is possible.

Public Comment

Kristi Koenig, M.D., EMS Medical Director, San Diego County, and former Commissioner, wrote in the Chat section that San Diego has submitted all APOT data to EMSA in a timely manner.

Ray Ramirez, Deputy Chief, City of Ontario Fire Department, asked if EMSA can provide a geographical map of the APOT issue. It would make the information more useful to better understand the counties and areas that are having difficulty.

Chief McGinnis stated a statewide heat map was created in the past but it was not a living map where different parts of the state could be isolated. Staff is looking at other map-style opportunities to help better understand the APOT issue.

7. EMS RESPONSE TO BEHAVIORAL HEALTH PATIENTS

A. Behavioral Health Surveys

Sean Trask, EMS Analyst and Consultant, reviewed the background and summary of the Behavioral Health Survey questions and responses, which were included in the meeting materials. He noted that the survey is the first of three annual Behavioral Health Surveys regarding LEMSA protocols and procedures for behavioral health responses.

Discussion

Chair Uner noted that the LEMSA response rate to the survey was 100 percent.

Commissioner Suer asked if EMSA will be involved with coordinating the new 988 number, since it relates to ambulance crews and has a different response protocol.

Ms. Lim stated EMSA is not the main facilitator of that provision but can provide input. The California Health and Human Services Agency (CalHHS), through the Department of Health Care Services (DHCS), is working on that initiative.

Commissioner Barrow stated the survey results seem incongruous about behavioral health emergency policy and training.

Chair Uner stated the Subcommittee created the survey questions to be submitted to the LEMSAs. He stated the incongruence is an important survey result. It shows that LEMSAs may have a policy but that policy does not address important issues.

Mr. Trask stated another survey result is that, while the LEMSA may not have a specific behavioral health response policy, they have a combination of policies, which include the use of physical restraints, and then chemical restraints for combative or agitated patients. Some LEMSAs combined the chemical restraint in their sedation protocol for medical procedures but they expanded it to include agitated or combatant patients. This may explain the incongruence. Also, some LEMSAs referred to using de-escalation when approaching a patient but they did not go into specifics on how to do that, which may also be a reason for the differences.

Commissioner Thompson asked about next steps and if there will be recommendations, best practices, or sharing of information with the LEMSAs after each survey.

Mr. Trask stated the survey was a recommendation from the Subcommittee to get a baseline of emergency policies and procedures by LEMSAs with the goal of adopting the paper written by the National Association of EMS Physicians as a guiding principle for their policies, which are reflected in the survey questions. Survey results will be shared with LEMSAs and the Subcommittee for further recommendations.

Commissioner Dunford agreed that the survey series is an important first step. Survey results indicated that LEMSAs do have policies and yet there are clearly deficiencies such as that only 14 LEMSAs have a process for reviewing behavioral health emergencies. He suggested hearing presentations at a future Commission meeting from representatives from successful programs who can provide examples of the types of processes they feel have improved their system as a next step to help encourage other LEMSAs to go to the next level.

Commissioner Miller suggested that the Emergency Medical Directors' Association of California (EMDAC) Scope of Practice Committee gather psychiatric protocols of managing behavioral crises from the LEMSAs and present a report to the Commission on commonalities, disparities, guiding principles, and best practices.

Commissioner Dunford suggested thinking about early medical administration, pulling data from the police department on certain call types, and looking at the standback times of EMS. Data can be aggregated from different sources for behavioral health emergencies to get an idea of how quickly medical aid is brought to individuals who clearly may need medical de-escalation as opposed to law enforcement.

Commissioner Barrow stated the need to drill down to get specific data over time, especially around equity and when police are involved to better gauge progress.

Commissioner Dunford stated the concept of excited delirium is being disputed on multiple levels. The EMS system must be careful to avoid the provocation of excited delirium and to understand the political ramifications. It is important to follow the literature carefully and to ensure that this diagnosis is not being uniformly applied in the field, but it is also important to understand what is not excited delirium and to teach EMS workers about behavioral emergencies and de-escalation techniques to keep from delivering inferior care.

Commissioner Gautreau agreed and stated one of the limitations, especially in the field, is defining delirium. He stated it is the responsibility of EMS providers to ensure that issues of equity do not prevent appropriate medical care.

Public Comment

Tanir Ami stated the CARESTAR Foundation has a current research project funded around this issue focused on pediatrics. She stated she would be happy to share the results when they are in.

Sheree Lowe, Vice President, Nursing and Clinical Services, California Hospital Association, agreed with Commissioner Suver in asking about the new 988 number and the involvement of the EMS Commission. The 988 system has the opportunity to positively impact the 911 system, if it is rolled out appropriately. She suggested that the Commission consider requesting a presentation from CalHHS, DHCS partners, or the Didi Hirsch Foundation on the interface between the 988 system that should be going live in June and the 911 system in the state of California.

Commissioner Miller stated the National Highway Traffic Safety Administration (NHTSA) gave a briefing last week at the National EMS Advisory Council meeting, which revealed that the 988 system could delay responses, based upon the technologies used. It would be helpful to better understand the new system.

Commissioner Suver agreed that it would be beneficial to learn the pros and cons of the new 988 number and how it affects EMS.

Action: Commissioner Gordon moved approval for a presentation of the 988 system at the next Commission meeting. Commissioner Dunford seconded. Motion carried unanimously.

8. EMS PERSONNEL

Ms. Lim introduced the speakers for these agenda items and asked them to give their presentations.

A. Alameda EMS Corps Presentation

Michael Gibson, Executive Director, Alameda County EMS Corps, stated the EMS Corps is a highly selective, rigorous academy that prepares young adults for careers in health and public safety, with the mission to increase the number of under-represented Emergency Medical Technicians (EMTs) through leadership development, life coaching, mentorship, case management, community service, health and wellness, physical training, professional development, EMT skills training, and a monthly stipend.

Mr. Gibson provided an overview, with a slide presentation, of the background, need, proposed model to address the need, employment partners, outcomes, and budget. He stated county data showed that individuals of color and women were under-represented in the EMS workforce but over-represented in the juvenile and criminal justice systems. The Alameda County EMS Corps model program can address the need while providing access and opportunity to populations that have been heretofore excluded from the EMS workforce.

Mr. Gibson introduced San Francisco Fire Fighter Lieutenant Antione Davis, the first EMS Corps graduate to become a fire fighter.

Lieutenant Davis shared the experience of his time in the EMS Corps and his journey to becoming a Lieutenant of the San Francisco Fire Department. He stated the EMS Corps is a life-changing program. It provides life skills and leadership skills to effectively manage a team. The EMS Corps training serves as a platform to many career paths in the emergency and health fields.

Discussion

Vice Chair Burrows thanked Mr. Gibson for his work and applauded what Mr. Gibson continues to do for the underserved youth in Alameda County.

Commissioner Barrow stated the EMS Corps program creates an incredible entry point for a long-term career. He asked about the age requirements for entry-level participants.

Mr. Gibson stated the target age range is from 18 to 26, although they have had participants in the program as old as 34 in the past.

Commissioner Barrow asked if this program will be expanded outside of Alameda County.

Mr. Gibson stated individuals from as far as Los Angeles have gone through the program.

Commissioner Barrow asked if EMS Corps has asked AmeriCorps or VISTA Corps to support the program.

Mr. Gibson stated the original plan was to garner support from AmeriCorps but there was too much red tape.

Commissioner Gautreau stated one of the barriers consistently has been past criminal records. This needs to be explored in depth. The US military does not unilaterally exclude individuals from military service due to a criminal record, including some felonies. If individuals are being armed in the service of the country who have things in their past, individuals can certainly be armed with medical equipment in the service of the state. He stated he would reach out by email with additional thoughts.

B. Labor & Workforce Development Agency Presentation on the Governor's Budget

Abby Snay, Deputy Secretary, Future of Work, California Labor and Workforce Development Agency, provided an overview, with a slide presentation, of the five-year goal, planning the replication, program development, and implementation process of the care economy workforce development.

Discussion

Chair Uner stated including rural disadvantaged persons is critical to this initiative but is sometimes overlooked. He stated the importance of getting students involved with wraparound services.

Commissioner Barrow stated the need for training on how to be involved with prevention in the communities being served so participants can grow beyond being only reactive EMS personnel to preventative EMS personnel.

Commissioner Dunford asked about the recipients of the grant awards.

Ms. Snay stated the Legislature envisioned the grants going to county LEMSAs, but there is room for flexibility.

Public Comment

Lauri McFadden, EMS Director, Alameda County, wrote in the Chat Section that she is proud of the EMS Corps. They do amazing work and are a joy to have.

Sacramento County EMS Agency wrote in the Chat Section that they are willing to work toward opening one of these programs in Sacramento County.

9. DISASTER MEDICAL SERVICES DIVISION

A. State Medical Response Update

Craig Johnson, Chief of the Disaster Medical Services Division, reviewed the State Medical Response Update, which was included in the meeting materials. He provided information on the Authority's response activities to date and highlighted current activities underway.

Discussion

Commissioner Snyder asked if the After-Action Reports will be shared with the Commission.

Mr. Johnson stated he would be happy to share the After-Action Reports with the Commission and would be willing to give a presentation on high-level lessons learned.

Commissioner Snyder stated March is the anticipated end date for APOT staffing who have been sent out to hospitals in the Los Angeles County area. She asked when an After-Action Report will be completed or the data submitted for how that assisted in offload times.

Acting Director Basnett stated the staff is extended through the end of June; however, facilities will take over payment at the first part of April. A statewide APOT after-action survey is being developed to send out to providers, LEMSAs, and the hospitals that received an APOT team to learn more about challenges and successes in preparedness for another surge. The results will be shared at the June meeting.

Commissioner Relucio asked about the local optional scope of practice (LOSOP) for the administration of monoclonal antibodies, which ends March 31st. The use of antivirals and monoclonal antibodies for at-risk individuals is not fully utilized. He asked about work being done to increase this so that the LOSOP does not have to be reactivated for emergency administration when it should have been administered before.

Acting Director Basnett stated the expanded scope of practice for paramedics for administering vaccinations and monoclonal antibody infusions has no expiration as long as it is approved in the LOSOP.

Hernando Garzon, M.D., Medical Director, stated the time has expired for LEMSAs that have applied and been approved for the expanded scope of practice to give vaccines; however, that expanded scope is allowed under current regulation and is not based solely on the emergency. He noted that LEMSAs that have not yet applied can still apply and be granted for the expanded scope of practice.

Public Comment

No public comment.

10. ELECTION OF OFFICERS

Chair Uner stated the current Commission officers include Chair Uner and Vice Chair Burrows. The Administrative Committee positions are currently held by Commissioners Dunford and Valeri. He reminded Commissioners of the officer nominations from the December meeting:

- Commissioner Barrow nominated Chair Uner for another term.
- Commissioner Barrow nominated Vice Chair Burrows for another term.
- Commissioner Barrow nominated Commissioner Valeri to serve on the Administrative Committee.
- Commissioner Dunford nominated Ken Miller to serve on the Administrative Committee.

Chair

Chair Uner entertained additional nominations for the position of the Commission on EMS Chair. No additional nominations were offered.

Action: Commissioner Rodriguez nominated Chair Uner for another term as Chair of the Commission on EMS for March of 2022 to March of 2023. Commissioner Barrow seconded. Fifteen members of the Commission voted aye per roll call vote, 1 abstain. The motion carried.

Vice Chair

Chair Uner entertained additional nominations for the position of the Commission on EMS Vice Chair. No additional nominations were offered.

Action: Commissioner Rodriguez nominated Vice Chair Burrows for another term as Vice Chair of the Commission on EMS for March of 2022 to March of 2023. Commissioner Barrow seconded. Fifteen members of the Commission voted aye per roll call vote, 1 abstain. The motion carried.

Administrative Committee

Action: Commissioner Rodriguez nominated Ken Miller to serve on the Administrative Committee from March of 2022 to March of 2023. Commissioner Barrow seconded. Fifteen members of the Commission voted aye per roll call vote, 1 abstain. The motion carried.

Action: Commissioner Rodriguez nominated Todd Valeri to serve on the Administrative Committee from March of 2022 to March of 2023. Commissioner Barrow seconded. Sixteen members of the Commission voted aye per roll call vote, 1 abstain. The motion carried.

2022 Officers

- Chair of the Commission on EMS for 2022-23 is Atilla Uner, M.D.
- Vice Chair of the Commission on EMS for 2022-23 is Sean Burrows.
- Ken Miller and Todd Valeri will serve on the Administrative Committee as representatives of the Commission on EMS and Atilla Uner, M.D., is Member Emeritus, as Immediate Past Chair.

11. ITEMS FOR NEXT AGENDA

Chair Uner asked Commissioners for suggestions for the next agenda.

Commissioner Thompson suggested an update on Chapter 13 and the dispatch regulation.

Commissioner Barrow suggested an update on the APOT Committees.

Ms. Lim stated, pending executive orders to the contrary, the next meeting will be in-person in Sacramento in June.

12. PUBLIC COMMENT

Ms. Lim announced that the EMS Awards are planned in-person during EMS Week on Tuesday, May 17th at the Los Angeles County Fire Museum in Bellflower. Registration is forthcoming. Nominees will be selected by the beginning of April.

13. ADJOURNMENT

There being no further business, the meeting was adjourned at 12:53 p.m.

EMERGENCY MEDICAL SERVICES AUTHORITY

10901 GOLD CENTER DR., SUITE 400
RANCHO CORDOVA, CA 95670
(916) 322-4336 FAX (916) 324-2875

**COMMISSION ON EMERGENCY MEDICAL SERVICES****QUARTERLY MEETING**

MEETING DATE: June 15, 2022

ITEM NUMBER: **3A**SUBJECT: In-Depth Overview of CA EMS Strategic Planning
SubcommitteePRESENTER: Elizabeth Basnett
Acting DirectorCONSENT: ACTION: INFORMATION: X **RECOMMENDATION**

Receive information during the Director's Report on the EMS Strategic Planning Subcommittee.

FISCAL IMPACT

No fiscal impact.

BACKGROUND

The continued evolution of the California Emergency Medical Services (EMS) System has given us significant opportunities for growth. Looking toward our future, we will continue to experience increased demand and utilization of our EMS System. Planning a unified vision is critical for resilience and delivery of the highest standard of pre-hospital care to all in California. Today, we have a collective opportunity to collaborate on the vision we want to curate for the future of California's EMS System.

SUMMARY

EMSA has invited 14 organizations to participate in the California EMS System Strategic Planning Advisory Committee. Together, this committee will advise EMSA and its Director on the mission, vision, values, and guiding principles of California's EMS system and help codify a written strategic plan to guide us into

Commission on Emergency Medical Services

June 15, 2022

Item #3A

Page 2

the future. Through this advisory committee we will retrospectively examine our lessons learned, collate our best practices, and envision the future of EMS over an 8 – 10 month planning process. Additionally, the overarching advisory committee will spend time determining the mission, vision, values, guiding principles and goals for four sub-working groups of the committee. These working groups will think through objectives and tasks in accomplishing the put forth goals focused specifically on equity and transparency, innovation and data, operational management, and administration and resilience.

Our kickoff meeting is scheduled for June 16th, and we anticipate the committee convening regularly through January of 2023. We hope our partners will volunteer their time to serve on these workgroups to help create resiliency for our future. And, with equal importance, we hope that all our partners throughout California will be able to use this plan within their communities as a guide to think through the small, incremental changes that, over time, will greatly impact EMS service delivery throughout the state.

EMERGENCY MEDICAL SERVICES AUTHORITY

10901 GOLD CENTER DR., SUITE 400
 RANCHO CORDOVA, CA 95670
 (916) 322-4336 FAX (916) 324-2875

**COMMISSION ON EMERGENCY MEDICAL SERVICES****QUARTERLY MEETING**

MEETING DATE: June 15, 2022

ITEM NUMBER: **4A**

SUBJECT: Administrative and Personnel Report

PRESENTER: Rick Trussell
 Chief, Fiscal and Administration Unit

CONSENT: X ACTION: INFORMATION: **FISCAL IMPACT**

No fiscal impact.

DISCUSSION**Emergency Medical Services Authority (EMSA) Budget:****2022-23**

The Governor's May Revise Budget for 2022-23 recently released includes expenditure authority in the amount of \$171 million and 114 permanent positions. Of this amount, \$148 million or 88% is delegated for State operations and \$23 million or 13% is delegated to local assistance. The following new budget adjustments were included in the May Revise budget:

- EMSA is requesting \$2,010,000 General Fund to support California's multicounty Local Emergency Medical Services Agencies (LEMSA). This funding would augment existing resources for multicounty LEMSAs to continue statutorily mandated responsibilities and address service delivery gaps driven by cost increases from increased tourism, population growth, and increased mandates over time.
- EMSA is requesting the reappropriation of \$10 million General Fund, and provisional language authorizing encumbrance or expenditure until June 30, 2024, to continue and complete the project planning process for the California Emergency Medical Services (EMS) Data Resource System (CEDRS), and increase data interoperability between hospitals, EMS agencies, and other

Commission on Emergency Medical Services

June 15, 2022

Item #4A

Page 2

healthcare organizations, providing continuity of care to currently uncovered areas of the state.

- EMSA is requesting 2 positions and \$443,000 General Fund in 2022-23 and ongoing. The requested staffing resources will allow EMSA to manage growth in information technology (IT) staffing, and address security deficiencies to meet EMSA's current and long-term IT infrastructure needs.
- EMSA reimbursements are being increased by \$100 million one-time to recover costs for the deployment of medical surge staff throughout California.

2021-22

The 2021-22 California State budget includes expenditure authority in the amount of \$85.1 million and 110 permanent positions. Of this amount, \$65.4 million is delegated for State operations and \$19.7 million to local assistance.

As of May 23, 2022, accounting records indicate that the Department has expended and/or encumbered \$47 million or 55.3% of available expenditure authority. Of this amount, \$30.1 million or 46.1% of State Operations expenditure authority has been expended and/or encumbered and \$16.9 million or 85.8% of local assistance expenditure authority has been expended and/or encumbered.

We are continuing to monitor and adjust both State operations and local assistance budgets to meet changing program priorities. An updated report will be distributed prior to the next Commission meeting.

EMERGENCY MEDICAL SERVICES AUTHORITY

10901 GOLD CENTER DR., SUITE 400
RANCHO CORDOVA, CA 95670
(916) 322-4336 FAX (916) 324-2875

**COMMISSION ON EMERGENCY MEDICAL SERVICES****QUARTERLY MEETING**

MEETING DATE: June 15, 2022

ITEM NUMBER: **4B**

SUBJECT: Legal Report

PRESENTER: Steven A. McGee
Administrative Adviser, CounselCONSENT: X ACTION: INFORMATION: **FISCAL IMPACT**

No fiscal impact.

DISCUSSION

*NOTE: Due to the Covid-19 pandemic, the Office of Administrative Hearings and most courts in the state are conducting hearings only remotely through services such as Zoom, Microsoft Teams, etc.

Disciplinary Cases:

From February 11, 2021, to May 13, 2022, the Authority issued eleven new accusations against existing paramedic licenses, five statements of issues, eleven administrative fines, issued four temporary suspension orders, and issued five decisions on petitions for reduction of penalties and license reinstatements. Of the newly issued actions, four of the Respondents have requested that an administrative hearing be set. There are currently nine hearings scheduled with the Office of Administrative Hearings. There are currently forty-five open active disciplinary cases in the legal office.

Litigation:

Tagliere v. Director of EMSA: Los Angeles County Superior Court #22STCP00253, Writ of Administrative Mandamus. Plaintiff filed a writ seeking to overturn the revocation of his license subsequent to an administrative hearing. This is the

Commission on Emergency Medical Services

June 15, 2022

Item #4B

Page 2

second writ of mandate filed by this individual. Opening brief due May 27, 2022. Trial set for September 1, 2022.

Gurrola v. Duncan: United States District Court, Eastern District, 2:20-CV-01238-JAM-DMC

Plaintiff sued for a violation of his constitutional rights, alleging a violation for being precluded under the regulations from receiving an EMT certificate due to two felony convictions. The complaint was amended to add another individual with similar claims. On February 10, 2021 the Court granted the Authority's motion to dismiss the complaint and found that the regulations barring certification to someone with two felony convictions are rationally related to the State's interest in protecting the public's health and safety. Gurrola appealed that dismissal and the court re-instated the suit. The Court heard oral argument and asked for supplemental briefing. Awaiting decision.

Waters v. EMSA: Sonoma County Superior Court #SCV-268267, Writ of Administrative Mandamus. Plaintiff filed a writ seeking to overturn the revocation of her license subsequent to her violation of a "last chance" agreement for testing positive on a random drug/alcohol test. Case management conference set for August 16, 2022.

EMERGENCY MEDICAL SERVICES AUTHORITY

10901 GOLD CENTER DRIVE, SUITE 400
RANCHO CORDOVA, CA 95670
(916) 322-4336 FAX (916) 324-2875



**COMMISSION ON EMERGENCY MEDICAL SERVICES
QUARTERLY MEETING**

MEETING DATE: June 15, 2022

ITEM NUMBER: **4C**

SUBJECT: Enforcement Report

PREPARED BY: Alexander Bourdaniotis
Supervising Special Investigator I

CONSENT: ACTION: INFORMATION: X

RECOMMENDATION

Receive information on Enforcement Unit activities.

FISCAL IMPACT

No fiscal impact.

BACKGROUND

Unit Staffing:

The Enforcement Unit is budgeted for five full-time Special Investigators, one retired annuitant Staff Services Manager I (Specialist), and one full-time Associate Government Program Analyst (AGPA-Probation Monitor). The unit is currently fully staffed.

Investigative Workload:

The following is a summary of currently available data extracted from the paramedic database:

Commission on Emergency Medical Services

May 10, 2022

Item #4C

Page 2

Cases opened since January 1, 2022, including:

Cases opened:	139
Cases completed and/or closed:	130
EMT-Paramedics on Probation:	236

In 2021:

Cases opened:	309
Cases completed and/or closed:	282
EMT-Paramedics on Probation:	242

Status of Current Cases:

The Enforcement Unit currently has 114 cases in "open" status.

As of May 1, 2022, there are 65 cases that have been in "open" status for 180 days or longer, including: 4 Firefighters' Bill of Rights (FFBOR) cases and 16 cases waiting for California Society of Addiction Medicine (CSAM) evaluations. Respondents are directed to a physician who specializes in addiction medicine for an examination/review in cases involving alcohol or other substance abuse.

Those 65 cases are divided among five special investigators and one Staff Services Manager I (Specialist) and are in various stages of the investigative process. These stages include awaiting documents, preparing for and/or setting up interviews, report writing and corrections to be made, awaiting action by local law enforcement jurisdictions, the courts, etc.

Delays in the interview process are common due to unforeseen difficulties in obtaining certified copies of documents, court records, availability of witnesses and/or the subject(s) of an investigation due to medical action/disability issues, on-going investigations for FFBOR staff or on-going criminal investigations, court actions, plus the routine requirement for two or more follow-up interviews.

EMERGENCY MEDICAL SERVICES AUTHORITY

10901 GOLD CENTER DR., SUITE 400
RANCHO CORDOVA, CA 95670
(916) 322-4336 FAX (916) 324-2875

**COMMISSION ON EMERGENCY MEDICAL SERVICES****QUARTERLY MEETING**

MEETING DATE: June 15, 2022

ITEM NUMBER: 5A

SUBJECT: Legislative Report

PRESENTER: Louis Bruhnke
Chief Deputy DirectorPREPARED BY: Kent Gray
Regulations ManagerCONSENT: ACTION: INFORMATION: **RECOMMENDATION**

Receive information regarding current bills potentially affecting EMS.

FISCAL IMPACT

No fiscal impact.

DISCUSSION

Due to the dynamic nature of the legislative process, the Legislative Report to the Commission on EMS will be posted on the EMSA website at https://emsa.ca.gov/legislative_activity/.

EMERGENCY MEDICAL SERVICES AUTHORITY

10901 GOLD CENTER DR., SUITE 400
RANCHO CORDOVA, CA 95670
(916) 322-4336 FAX (916) 324-2875

**COMMISSION ON EMERGENCY MEDICAL SERVICES****QUARTERLY MEETING**

MEETING DATE: June 15, 2022

ITEM NUMBER: 5B

SUBJECT: Regulations Update

PRESENTER: Louis Bruhnke
Chief Deputy DirectorPREPARED BY: Kent Gray
Regulations ManagerCONSENT: ___ ACTION: ___ INFORMATION: X **FISCAL IMPACT**

No fiscal impact.

DISCUSSION

The following information is an update to the Emergency Medical Services Authority (EMSA) rulemaking. In accordance with California Health and Safety Code § 1797.107, the EMSA is promulgating the following regulations:

- Training Standards for Child Care Providers & Merger of Chapters 1.1 and 1.2.
 - Status: Hold
 - Purpose: General update.
- Public Safety First Aid (Ch. 1.5)
 - Status: Agency
 - Purpose: Updates to include volunteers.
- Lay Rescuer Epinephrine Auto-Injector Training Certificate Standards (Ch. 1.9)
 - Status: Under review by EMSA
 - Purpose: Updates, including required form.
- Paramedic Fees (Ch 4)
 - Status: Under review by EMSA

Commission on Emergency Medical Services

June 15, 2022

Item #5B

Page 2

- Purpose: Fee increase based on costs from AB 450.
- Administered Medications (Ch. 4 § 100146)
 - Status: In development.
 - Purpose: Add new medications to list under subsection (c)(1)(R)
- Community Paramedicine and Alternate Destination (Ch. 5)
 - Status: Being submitted to Commission on EMS for approval.
 - Purpose: Implement AB 1544 (Statutes of 2020)
- Trauma Care Systems (Ch. 7)
 - Status: Work group meetings continue
 - Purpose: General update.
- Emergency Medical Services System Quality Improvement (Ch. 12)
 - Status: Hold
 - Purpose: General update.
- EMS Plans (Ch. 13)
 - Status: Review and redraft
 - Purpose: Provide new and updated regulations for annual EMS plans required by statute.
- Dispatch
 - Status: Pending
 - Purpose: Implement SB 438 (Statutes of 2019)

EMERGENCY MEDICAL SERVICES AUTHORITY

10901 GOLD CENTER DR., SUITE 400
RANCHO CORDOVA, CA 95670
(916) 322-4336 FAX (916) 324-2875

**COMMISSION ON EMERGENCY MEDICAL SERVICES****QUARTERLY MEETING**

MEETING DATE: June 15, 2022

ITEM NUMBER: 5B(a)

SUBJECT: Approval of Community Paramedicine and Transport to Alternate Destination Proposed Regulations

PRESENTER: Elizabeth Basnett
Acting DirectorCONSENT: ___ ACTION: X INFORMATION: ___

RECOMMENDATION

Approve the proposed text for Community Paramedicine Regulations, Chapter 5, Division 9, Title 22 of the California Code of Regulations.

BACKGROUND

These regulations are being promulgated as required by statute (AB 1544; Statutes 2020, Chapter 138).

SUMMARY

The proposed regulations provide the minimum standards for Local EMS Agencies (LEMSAs) who wish to adopt Community Paramedicine and/or Triage to Alternate Destination programs within their jurisdictions.

The proposal provides for approving and renewing of LEMSA programs; the approving of training programs, community paramedicine sites, and triage to alternate destination facilities; training requirements for paramedics to become accredited to participate in these programs; procedures for obtaining, renewing, and reinstating official accreditation; as well as procedures for actions taken against the various approvals and accreditations.

EMSA submitted Notice of Proposed Regulatory Action and initial rulemaking documents to the Office of Administrative Law (OAL). These documents were officially noticed on December 3, 2021. The 45-day public comment period

began that day and concluded on January 17, 2022. A public hearing was held on January 18, 2022. Because of local Public Health Orders, the hearing was held on the Zoom virtual meeting platform. Upon completion of the comment period and public hearing, EMSA reviewed all comments submitted by the public and made additional modifications to the proposed regulation text accordingly. Those changes were noticed during a 15-day public comment period, which concluded March 3, 2022. Following review of the comments provided during the first modification, a second modification was noticed on March 25, 2022 and included a 30-day public comment period ending on April 24, 2022.

ATTACHMENT(S)

(1) Order of Adoption: Chapter 5. Community Paramedicine and Triage to Alternate Destination

(2) Second Modification: Public Comments and Responses

STATE OF CALIFORNIA
EMERGENCY MEDICAL SERVICES AUTHORITY

ORDER OF ADOPTION

All text is new and being proposed for adoption, therefore it does not contain underlining or strikeout.

CHAPTER 5. COMMUNITY PARAMEDICINE AND TRIAGE TO ALTERNATE DESTINATION

§ 100181. Definitions

(a) "Alternate Destination Facility" means a treatment location that is an authorized mental health facility, as defined in Section 1812 or an authorized sobering center as defined in Section 1813.

(b) "Authorized mental health facility" means a facility that is licensed or certified as a mental health treatment facility or a hospital, as defined in subdivision (a) or (b) of Section 1250, by the State Department of Public Health, and may include, but is not limited to, a licensed psychiatric hospital, or licensed health facility, or certified crisis stabilization unit. An authorized mental health facility may also be a psychiatric health facility licensed by the State Department of Health Care Services. The facility shall be staffed at all times with at least one registered nurse.

(c) "Authorized Sobering Center" a non-correctional facility that is staffed at all times with at least one registered nurse, that provides a safe, supportive environment for intoxicated individuals to become sober, that is identified as an alternate destination in a plan developed pursuant to Section 1843, and that meets any of the following requirements:

(1) The facility is a federally qualified health center, including a clinic described in subdivision (b) of Section 1206.

(2) The facility is certified by the State Department of Health Care Services, Substance Use Disorder Compliance Division to provide outpatient, nonresidential detoxification services.

(3) The facility has been accredited as a sobering center under the standards developed by the National Sobering Collaborative. Facilities granted approval for operation by Office of Statewide Health Planning and Development (OSHPD) before November 28, 2017, under the Health Workforce Pilot Project No. 173, may continue operation until one year after the National Sobering Collaborative accreditation becomes available.

(d) "Community paramedic" means a paramedic licensed under Division 2.5 of the Health and Safety Code (H&S Code) who has completed the curriculum for community paramedic training, has received certification in one or more of the community paramedicine program specialties described in Section 1815 of the H&S Code, and is accredited to provide community paramedic services by a local EMS agency as part of an approved community paramedicine program.

(e) "Community paramedic or Triage paramedic training program" means a training program approved by the local EMS agency to provide certification of completion of didactic education and clinical experience in these areas.

(f) "Community paramedicine program" means a program developed by a local EMS agency and approved by the Emergency Medical Services Authority to provide community paramedicine services consisting of one or more of the program specialties described in Section 1815 of the H&S Code under medical protocols developed by the local EMS agency that are consistent with the minimum medical protocols established by the Emergency Medical Services Authority. Community paramedicine program specialties include:

(1) Providing directly observed therapy (DOT) to persons with tuberculosis in collaboration with a public health agency to ensure effective treatment of the tuberculosis and to prevent spread of the disease.

(2) Providing case management services to frequent emergency medical services users in collaboration with, and by providing referral to, existing appropriate community resources.

(g) "Community paramedicine provider" means an advanced life support provider authorized by a local EMS agency to provide advanced life support who has entered into a contract to deliver community paramedicine services as described in Section 1815 of the H&S Code as part of an approved community paramedicine program developed by a local EMS agency and approved by the Emergency Medical Services Authority.

(h) "Triage paramedic" means a paramedic licensed under Division 2.5 of the Health and Safety Code (H&S Code) who has completed the curriculum for triage paramedic services in a triage paramedic training program and has been accredited by a local EMS agency in one or more of the triage paramedic specialties as part of an approved triage to alternate destination program.

(i) "Public agency" means a city, county, city and county, special district, or other political subdivision of the state that provides first response services, including emergency medical care.

(j) "Triage paramedic training program" means a training program approved by the local EMS agency to provide certification of completion of didactic and clinical experience and that includes a final comprehensive competency-based exam to test the knowledge and skills specified in this Chapter to provide triage paramedic services.

(k) "Triage paramedic" means a paramedic licensed under this division who has completed the curriculum for triage paramedic services adopted pursuant to paragraph (2) of subdivision (d) of Section 1830 and has been accredited by a local EMS agency in one or more of the triage paramedic specialties described in Section 1819 as part of an approved triage to alternate destination program.

(l) "Triage to alternate destination program" means a program developed by a local EMS agency and approved by the Emergency Medical Services Authority to provide triage paramedic assessments under triage and assessment protocols developed by the local EMS agency that are consistent with the minimum triage and assessment protocols established by the Emergency Medical Services Authority in one or more specialties including:

(1) Providing care and comfort services to hospice patients in their homes in response to 911 calls by providing for the patient's and the family's immediate care needs, including grief support in collaboration with the patient's hospice agency until the hospice nurse arrives to treat the patient.

(2) Providing patient with advanced life support triage and assessment by a triage paramedic and transportation to an alternate destination facility, as defined in HSC 1811.

(3) Providing transport services for patients who identify as veterans and desire to transport to a local veteran's administration emergency department for treatment, when appropriate.

(m) "Triage to alternate destination provider" means an advanced life support provider authorized by a local EMS agency to provide advanced life support triage paramedic assessments as part of an approved triage to alternate destination program specialty as described in Section 1819 of the H&S Code.

Note: Authority cited: Sections 1797.107 and 1830, Health and Safety Code.
Reference: Sections 1811, 1812, 1813, 1814, 1815, 1816, 1817, 1818, 1819, and 1820, Health and Safety Code.

§100182. General Provisions

(a) The regulations described in this chapter are based upon and informed by, the Community Paramedicine Pilot Program under the Office of Statewide Health Planning and Development (OSHPD) Health Workforce Pilot Project No. 173 and the protocols and operation of the pilot project approved under the project.

(b) A local EMS agency that elects to implement a community paramedicine or triage to alternate destination program pursuant to HSC 1840 shall develop and, prior to implementation, submit a plan for that program to the EMS authority for review and approval.

(c) If a local EMS agency within the county elects to develop a community paramedicine or triage to alternate destination program pursuant to HSC 1840, the county board of supervisors, or in the case of a city and county, the mayor, shall establish an emergency medical care committee to advise the local EMS agency on the development of the program and other matters relating to emergency medical services. Where a committee is already established for the purposes described in this article, the county board of supervisors or the mayor, shall ensure that the membership meets or exceeds the requirements of subdivision 1797.273(b).

(d) No person or organization shall offer a Community Paramedicine or Triage Paramedic training program or hold themselves out as offering a Community Paramedicine or Triage Paramedic training program or hold themselves out as providing Advanced Life Support (ALS) services utilizing Community Paramedic personnel for the delivery of Community Paramedicine care unless that person or organization is authorized by the Local Emergency Medical Service Agency (LEMSA) to provide those services as part of a community paramedicine or triage to alternate destination program approved by the Emergency Medical Services Authority in accordance with Section 1835.

Note: Authority cited: Sections 1797.107, 1830, and 1831, Health and Safety Code. Reference: Sections 1797.259, 1797.273, 1815, 1830, 1840, and 1851, Health and Safety Code.

§ 100183. Program Requirements and Minimum Standards

(a) A local EMS agency that elects to develop a community paramedicine or triage to alternate destination program shall do all the following:

(1) Integrate the proposed community paramedicine or triage to alternate destination program into the local EMS agency's emergency medical services plan described in Article 2 (commencing with Section 1797.250) of Chapter 4.

(2) Provide medical control and oversight for the program(s).

(3) Approve, annually review, and facilitate any necessary agreements with one or more community paramedicine or triage to alternate destination providers for the delivery of community paramedicine or triage to alternate destination services within the local EMS agency's jurisdiction.

(4) The local EMS agency shall prohibit triage and assessment protocols or a triage paramedic's decision to authorize transport to an alternate destination facility from being based on, or affected by, a patient's ethnicity, citizenship, age, preexisting medical condition, insurance status, economic status, ability to pay for medical services, or any other characteristic listed or defined in subdivision (b) or (e) of Section 51 of the Civil Code, except to the extent that a circumstance such as age, sex, preexisting medical condition, or physical or mental disability is medically significant to the provision of appropriate medical care to the patient.

(5) Facilitate funding discussions between a community paramedicine provider, triage to alternate destination provider, or incumbent emergency medical transport provider and public or private health system participants to support the implementation of the local EMS agency's community paramedicine or triage to alternate destination program.

(6) Coordinate, review, and approve any agreements necessary for the provision of community paramedicine specialties as described in HSC 1815 consistent with all the following:

(A) Provide a first right of refusal to the public agency or agencies within the jurisdiction of the proposed program area to provide the proposed program specialties for community paramedicine. If the public agency or agencies agree to provide the proposed program specialties for community paramedicine, the local EMS agency shall review and approve any written agreements necessary to implement the program with those public agencies.

(B) Review and approve agreements with community paramedicine providers that partner with a private provider to deliver those program specialties.

(C) If a public agency declines to provide the proposed program specialties pursuant to paragraph (a) or (b), the local EMS agency shall develop a competitive process held at periodic intervals to select community paramedicine providers to deliver the program specialties.

(7) Establish a process to verify training and accreditation of community paramedics in each of the proposed community paramedicine program specialties described in subdivisions (a) and (b) of HSC 1815, and a process to verify and training and accreditation of triage paramedics in each of the areas described in HSC 1819.

(8) A local EMS agency may exclude an existing ALS provider from the plan if it determines that the provider's participation will negatively impact patient care. If a local EMS agency elects to exclude an ALS provider, the EMS agency shall do both of the following:

(A) Report to the authority at the time the program is submitted for approval, the specific reasons for excluding an ALS provider.

(B) Inform the ALS provider of the reasons for exclusion.

(9) Facilitate any necessary agreements to ensure continuity of care and efficient transfer of care between the triage to alternate destination program provider and the existing emergency medical transport provider to ensure transport to the appropriate facility.

(10) At the discretion of the local EMS medical director, develop additional triage and assessment protocols commensurate with the need of the local programs authorized under this chapter.

(11) Secure an agreement with the alternate destination facility that requires the facility to notify the local EMS agency within 24 hours if there are changes in the status of the facility with respect to protocols and the facility's ability to care for patients.

(12) Secure an agreement with the alternate destination that requires the facility to operate in accordance with Section 1317. The agreement shall provide that failure to operate in accordance with Section 1317 shall result in the immediate termination of use of the facility as part of the triage to alternate destination facility.

(13) In implementing a triage to alternate destination program specialties described in Section 1819, continue to use, and coordinate with, any emergency medical transport providers operating within the jurisdiction of the local EMS agency pursuant to Section 1797.201 or 1797.224. The local EMS agency shall not in any manner eliminate or reduce the services of the emergency medical transport providers.

(14) Establish a process for training and accreditation of triage paramedics in each of the proposed triage to alternate destination program's specialties described in Section 1819.

(15) Approve and annually review Community Paramedicine and Triage to Alternate Destination training programs.

(16) Coordination of Community Paramedic personnel and training program(s).

(17) Notify EMSA of any reported complaints or unusual occurrences for any approved Community Paramedicine or Triage to Alternate Destination program, to the EMS Authority within seventy-two (72) hours of receiving them along with any supporting or explanatory documentation.

(b) The Local EMS Agency shall write into program policy and ensure through program oversight that any patient who meets the triage criteria for transport to an alternate destination facility, but who requests to be transported to an emergency department of a general acute care hospital, shall be transported to the emergency department of a general acute care hospital.

(c) The Local EMS Agency shall require in policy that a patient who is transported to an alternate destination facility and, upon assessment, is found to no longer meet the criteria for admission to an alternate destination facility, be immediately transported to the emergency department of a general acute care hospital.

(d) For any patient requiring secondary transfer from an alternate destination facility to an Emergency Department, the local EMS agency shall require alternate destination facilities to send with each patient at the time of transfer or, in the case of an emergency, as promptly as possible, copies of all medical records related to the patient's transfer. To the extent practicable and applicable to the patient's transfer, the medical records shall include current medical findings, diagnosis, laboratory results, medications provided prior to transfer, a brief summary of the course of treatment provided prior to transfer, ambulation status, nursing and dietary information, name and contact

information for the treating provider at the alternate destination facility, and, as appropriate, pertinent administrative and demographic information related to the patient, including name and date of birth. The requirements in this paragraph do not apply if the alternate destination facility has entered into a written transfer agreement with a local hospital that provides for the transfer of medical records.

(e) The local EMS agency shall ensure that facilities participating in the Triage to Alternate Destination program shall accommodate privately or commercially insured, Medi-Cal, Medicare, and uninsured patients.

Note: Authority cited: Sections 1797.107, 1830, and 1831, Health and Safety Code. Reference: Sections 1830, 1831, 1841, 1842, and 1843, Health and Safety Code.

§ 100184. Community Paramedicine, Triage to Alternate Destination, and Alternate Destination Facility Providers Program Requirements, Oversight and Withdrawal

(a) LEMSAs that approve a Community Paramedicine, Triage to Alternate Destination, or Alternate Destination Facility Provider. shall annually conduct a review of Community Paramedicine, Triage to Alternate Destination, Alternate Destination Facility Providers Program to ensure compliance with all requirements.

(b) A Community Paramedicine, Triage to Alternate Destination, Alternate Destination Facility Providers Programs failure to comply with the provisions of this division may result in denial, probation, suspension, or revocation of approval by the LEMSA.

(c) The procedure for notifying a Community Paramedicine, Triage to Alternate Destination, Alternate Destination Facility Providers Program of noncompliance shall be as follows:

(1) Within ten (10) days of a LEMSA finding noncompliance by a Community Paramedicine, the LEMSA shall provide a written notification of noncompliance to the Community Paramedicine, Triage to Alternate Destination, or Alternate Destination Facility Provider., including the specific requirements the failed to meet. The notification shall be sent by certified mail to the director.

(2) Within fifteen (15) days from receipt of the notification, the Community Paramedicine, Triage to Alternate Destination, or Alternate Destination Facility

Provider shall submit, in writing and by certified mail, to the LEMSA one of the following:

(A) Evidence of compliance, or

(B) A plan to comply within sixty (60) days from the day of receipt of the notification of noncompliance.

(3) Within fifteen (15) days from receipt of the Community Paramedicine, Triage to Alternate Destination, or Alternate Destination Facility Providers response, or within thirty-five (35) days from the mailing date of the notification of noncompliance if no response is received from the Community Paramedicine Provider, the LEMSA shall issue a decision letter by certified mail to the Authority and the Community Paramedicine. The letter shall identify the LEMSA's decision to take one or more of the following actions:

(A) Accept the evidence of compliance provided.

(B) Accept the plan for meeting compliance provided.

(C) Place the Community Paramedicine, Triage to Alternate Destination, or Alternate Destination Facility Provider on probation.

(D) Immediately Suspend or revoke the Community Paramedicine, Triage to Alternate Destination, or Alternate Destination Facility Provider.

(4) The decision letter shall also include, but not be limited to, the following information:

(A) Date of the LEMSA's decision,

(B) Specific requirements that LEMSA found the Community Paramedicine, Triage to Alternate Destination, or Alternate Destination Facility Provider failed to meet,

(C) The probation or suspension effective and ending date, if applicable,

(D) The terms and conditions of the probation or suspension, if applicable,
and

(E) The revocation effective date, if applicable.

(5) The LEMSA that approves a Community Paramedicine, Triage to Alternate Destination, or Alternate Destination Facility Provider shall establish the

probation, suspension, or revocation effective dates no sooner than five (5) days after the date of the Community Paramedicine Provide Community Paramedicine, Triage to Alternate Destination, or Alternate Destination Facility Provider had been notified under subsection (c)(3) of this Section.

(6) EMSA retains authority to take any necessary action against a Community Paramedicine, Triage to Alternate Destination, or Alternate Destination Facility Provider for failure to meet the requirements of this chapter or the Community Paramedicine or Triage to Alternate Destination program requirements of the LEMSA. Such action may be taken in addition to any actions taken by the LEMSA and may include immediate suspension or revocation.

Note: Authority cited: Sections 1797.107, 1830, and 1831, Health and Safety Code. Reference: Sections 1811, 1812, 1813, 1830, 1831, 1832, 1840, 1841, and 1842, Health and Safety Code.

§ 100185. Documentation and Data Submission

(a) Community Paramedics and Triage Paramedics shall complete and submit electronic patient care records in accordance with Title 22 Chapter 4 Section 100.171.

(b) Community Paramedics and Triage Paramedics Providers shall document destination facility with standardized facility codes per CEMESIS.

(c) Community Paramedicine or Alternate Destination Programs shall exchange electronic patient health information (HIE) between community paramedicine or triage to alternate destination providers and health providers and facilities. The EMS Authority may grant a one-time temporary waiver, not to exceed five years of this requirement for alternate destination facilities that are unable to immediately comply with the electronic patient health information requirement. A plan to establish HIE shall accompany any request for a waiver.

(d) Community Paramedicine Programs shall submit to the local EMS agency at minimum a quarterly summary of patient outcomes in an EMSA provided template with the following data:

(1) For programs which provide directly observed therapy (DOT) to persons with Tuberculosis:

(A) Total patients enrolled who completed therapy successfully.

(B) Total patients enrolled who are still in the treatment program.

(C) Total number of patients enrolled who did not complete treatment successfully (lost to follow up).

(2) For programs which provide case management services to EMS high utilizers:

(A) A summary of the reduction in EMS utilization, and any other impacts of the program.

(e) Alternate Destination Facilities shall submit to the local EMS agency at minimum a quarterly summary of patient outcomes with an EMSA provided template, the following data:

(1) Total number of patients evaluated who were transported by EMS.

(2) Total number of these patients who were treated and released

(3) Total number of these patients who were transferred to an acute care Emergency Department.

(4) Total number of these patients admitted to another care facility.

(5) Total number of these patients who experienced an adverse event resulting from services provided under this program.

(f) Local EMS Agencies shall submit quarterly data reports to the Authority to include:

(1) Quarterly Ambulance Patient Offload Times for every alternate destination facility.

(2) Quarterly total EMS transports to every alternate destination facility.

(3) Quarterly total number of patients turned away or diverted from every alternate destination facility.

(4) Quarterly total number of patients who require subsequent transfer to an Emergency Department from an alternate care facility.

(5) A summary of the primary reasons for turning away, diverting, or transferring patients to Emergency Departments from alternate care facilities.

(6) A summary of feedback about the program from the Emergency Medical Care Committee.

(7) A once annual summary of all alternate destination facilities that certifies each facility maintains adequate licensed medical and professional staff, facilities, and equipment pursuant to the authority's regulations and the provisions of this chapter, which shall include all the following:

(A) Identification of qualified staff to care for the degree of a patient's injuries and needs.

(B) Certification of standardized medical and nursing procedures for nursing staff.

(C) Certification that the necessary equipment and services are available at the alternate destination facility to care for patients, including, but not limited to, an automatic external defibrillator and at least one bed or mat per individual patient.

(8) Community Paramedicine Program summary of outcomes (noted in subsection (c) above).

(9) Alternate Destination Facility summary of patient outcomes (noted in subsection (d) above).

Note: Authority cited: Sections 1797.107, 1830, and 1831, Health and Safety Code. Reference: Sections 1797.227, 1830, 1831, and 1833, Health and Safety Code.

§ 100186. Quality Improvement

The Local EMS agency and EMS Service Providers shall include any Community Paramedicine or Triage to Alternate Destinations Program in their existing Quality Improvement Programs, and they shall adhere to all sections of Title 22, Division 9, Chapter 12 of the California Code of Regulations.

Note: Authority cited: Section 1797.107, 1830, and 1831, Health and Safety Code. Reference: Section 1830 and 1831, Health and Safety Code.

§ 100187. Approval of Community Paramedic and Triage to Alternate Destination Training Programs

(a) The LEMSA is responsible for approval of training programs within its geographic area. As the approver, the LEMSA has oversight authority to conduct onsite visits, inspect, investigate, and discipline the training program for any violations of this division or for failure to fulfill any additional requirements

established by the LEMSA through denial, probation, suspension, or revocation of the approval.

(b) The LEMSA shall develop policies and procedures for the submission of program applications and requirements based on patient population and EMS system needs.

(c) Eligible training programs shall submit a written request for training program approval to the LEMSA.

(d) The LEMSA shall receive and review the following documentation prior to program approval:

(1) A statement verifying that the course content meets the requirements contained in the current version of the United States Department of Transportation (U.S. DOT) National Education Standards

(2) An outline of course objectives.

(3) Performance objectives for each skill.

(4) The names and qualifications of the training program director, program medical director, and instructors.

(5) If the training program includes supervised clinical training, then provisions for supervised clinical training including student evaluation criteria and standardized forms for evaluating Community Paramedic students; and monitoring of preceptors by the training program shall be included.

(6) If the training program includes supervised field internship, then provisions for supervised field internship including Community Paramedic student evaluation criteria and standardized forms for evaluating students; and monitoring of preceptors by the training program shall be included.

(7) The proposed location(s) and date(s) for courses.

(8) Written agreements between the training program and a hospital(s) and other clinical setting(s), if applicable, for student placement for clinical education and training.

(9) Written contracts or agreements between the training program and a provider agency(ies) for student placement for field internship training.

(10) Samples of written and skills examinations administered by the training program.

(11) Evidence of adequate training program facilities, equipment, examination securities, and student record keeping.

(e) The LEMSA shall approve and establish the effective date of program approval in writing upon the program satisfactory meeting and documenting compliance with all program requirements.

(f) Notification of program approval or deficiencies with the application shall be made in writing by the LEMSA to the requesting training program within ninety (90) days of receiving the training program's request for approval.

(g) Training program approval shall be valid for four (4) years ending on the last day of the month in which it was issued and may be renewed every four (4) years.

(h) The LEMSA shall notify the Authority in writing of the training program approval, including the name and contact information of the program director, medical director, and effective date of the program.

Note: Authority cited: Sections 1797.107, 1830, and 1831, Health and Safety Code. Reference: Sections 1830 and 1831, Health and Safety Code.

§ 100188. Oversight of Training Programs

(a) The LEMSA has oversight authority to conduct onsite visits, inspect, investigate, and discipline approved training programs for any violations of this division or for failure to fulfill any additional requirements established by the LEMSA through denial, probation, suspension, or revocation of the approval.

(b) The requirements of training program noncompliance notification and actions are as follows:

(1) A LEMSA shall provide written notification of noncompliance with this division and/or local standards and requirements to the training program provider. The notification shall be in writing and sent by certified mail to the training program director.

(2) Within fifteen (15) days from receipt of the noncompliance notification, the training program shall submit in writing, by certified mail, to the LEMSA one of the following:

(A) Evidence of compliance with the provisions of this Chapter and/or the local standards and requirements, as applicable, or

(B) A plan to comply with the provisions of this division and/or the local standards and requirements, as applicable, within sixty (60) days from the day of receipt of the notification of noncompliance.

(3) Within fifteen (15) days from receipt of the training program's response, or within thirty (30) days from the mailing date of the noncompliance notification, if no response is received from the training program, the LEMSA shall issue a decision letter by certified mail to the Authority and the training program. The letter shall identify the LEMSA's decision to take one or more of the following actions:

(A) Accept the evidence of compliance provided.

(B) Accept the plan for meeting compliance provided.

(C) Place the training program on probation.

(D) Suspend or revoke the training program approval.

(4) The decision letter shall also include, but need not be limited to, the following information:

(A) Date of the LEMSA's decision,

(B) Specific provisions found noncompliant by the LEMSA, if applicable,

(C) The probation or suspension effective and ending date, if applicable,

(D) The terms and conditions of the probation or suspension, if applicable,
and

(E) The revocation effective date, if applicable.

(5) The LEMSA shall establish the probation, suspension, or revocation effective dates.

Note: Authority cited: Sections 1797.107, 1830, and 1831, Health and Safety Code. Reference: Sections 1830 and 1831, Health and Safety Code.

§100189. Community Paramedic and Transportation to Alternate Destination Training Programs Administration and Faculty Requirements

(a) Each training program shall have a program medical director who is a Board Certified or Board eligible emergency medical physician currently licensed in the State of California, who has experience in emergency medicine and has education or experience in methods of instruction. Duties of the program medical director shall include, but not be limited to the following:

(1) Review and approve educational content, standards, and curriculum; including training objectives and local protocols and policies for the clinical and field instruction, to certify its ongoing appropriateness and medical accuracy.

(2) Review and approve the quality of medical instruction, supervision, and evaluation of the students in all areas of the program.

(3) Approval of hospital clinical and field internship experience provisions.

(4) Approval of instructor(s).

(5) The Program Medical Director will certify that guest educators invited by primary instructors to provide instruction or facilitation have the appropriate expertise to deliver the proposed educational content.

(b) Each training program shall have a program director who shall meet the following requirements:

(1) Has knowledge or experience in local EMS protocol and policy,

(2) Is a Board Certified or Board Eligible California licensed emergency medicine physician, registered nurse, paramedic, or an individual who holds a baccalaureate degree in a related health field or in education, and

(3) Has education and experience in methods, materials, and evaluation of instruction including:

(A) A minimum of one (1) year experience in an administrative or management level position, and

(B) A minimum of three (3) years academic or clinical experience in prehospital care education.

(c) Duties of the program director shall include, but not be limited to the following:

(1) Administration, organization, and supervision of the educational program.

(2) In coordination with the program medical director, approve the instructor(s), teaching assistants, field and hospital clinical preceptors, clinical and internship assignments, and coordinate the development of curriculum, including instructional objectives, and all methods of evaluation.

(3) Ensure training program compliance with this chapter and other related laws.

(4) Ensure that all course completion records include a signature verification.

(5) Ensure the preceptor(s) are trained according to the subject matter being taught.

(d) Each training program shall have instructor(s), who are responsible for areas including, but not limited to, curriculum development, course coordination, and instruction and shall:

(1) Be a physician, registered nurse, physician assistant, nurse practitioner, paramedic, who is currently certified or licensed in the State of California,

(2) Have six (6) years' experience in an allied health field or community paramedicine, or four (4) years of experience in an allied health field and an associate degree or two (2) years of experience in an allied health field and a baccalaureate degree, and

(3) Be knowledgeable in the course content of the U.S. DOT National Emergency Medical Services Education Standards, and

(4) Be able to demonstrate expertise and a minimum of two (2) years of experience within the past five (5) years in the subject matter being taught by that individual, and

(5) Be qualified by education and experience with at least forty (40) hours of documented teaching methodology instruction in areas related to methods, materials, and evaluation of instruction.

(6) An instructor may also be the program medical director or program director.

(e) Required course content:

(1) The Community Paramedicine training program Medical Director and Training Program Director will be required to certify that all delineated Education Standards are met. In addition, the authority and the authorizing LEMSA shall assure that each training program curriculum meets the minimum educational standards set forth in this division and is focused on the knowledge and skills needed to successfully complete the International Board of Specialty Certification (IBSC) Examination.

(2) The Triage to Alternate Destination training program Medical Director shall certify that all delineated Triage to Alternate Destination education standards are met. In addition, the authority and the authorizing LEMSA shall assure that each training program has a curriculum that meets the minimum educational standards set forth in this division.

(f) Minimum training and curriculum requirements, Triage Paramedic training:

(1) Triage Paramedic training curriculum shall include at a minimum the following: [HSC 1831.c-d]

(A) Screening and responding to mental health and substance use crisis intervention, including co-occurring mental health and substance use disorders to be provided by a licensed physician, surgeon, or licensed addiction medicine specialist with experience in the emergency department of a general acute care hospital. [HSC 1831.c.1.A]

(B) Mental health conditions.

(C) Assessment and treatment of intoxicated patients.

(D) The prevalence and causes of substance use disorders and associated public health impacts.

(E) Suicide risk factors.

(F) Alcohol and substance use disorders.

(G) Triage and transport parameters.

(H) Health risks and interventions in stabilizing acutely intoxicated patients.

(I) Common medical conditions and infections with presentations similar to psychosis and intoxication which require medical testing and treatment.

(J) Disease process, behavioral emergencies, and injury patterns common to those with chronic alcohol use and other substance use disorders.

(K) Local EMS agency policies for the triage, treatment, transport, and transfer of care, of patients to an alternate destination facility.

(L) EMTALA law as it pertains to psychiatric, and substance use disorder-related emergencies.

(2) Local EMS Agencies shall verify that the participating triage paramedic has completed training in all the following topics:

(A) Psychiatric disorders.

(B) Neuropharmacology.

(C) Alcohol and substance abuse.

(D) Patient consent.

(E) Patient documentation.

(F) Medical quality improvement.

(g) Minimum training and curriculum requirements, Community Paramedic training:

(1) Foundations of Community Paramedicine.

(A) Subjects and theories to be learned:

(i) Overview of the US and California healthcare systems and reimbursement.

(ii) Overview of Public Health.

(iii) Effect of the Affordable Care Act on development of Community Paramedicine nationally and in California.

(iv) Roles of the Community Paramedic.

(v) Community Paramedic Scope of Practice.

(vi) Legal and ethical issues in client- and community-centered care.

(vii) Chronic disease management.

(viii) Subacute disease management.

(ix) Personal Safety and Wellness.

(x) International Board of Specialty Certification (IBSC).

(xi) Research in evidence-based practice.

(B) Knowledge and abilities acquired should include:

(i) Understanding the relationship of the system of care as a Community Paramedic within public health.

(ii) Advocating for the client and the health care team through an equity lens.

(iii) Maintaining a healthy workplace stressor balance.

(2) Cultural Humility, Equity and Access within Community Paramedicine and Healthcare.

(A) Subjects and theories to be learned:

(i) Social determinants of health.

(ii) Biomedical ethics.

(iii) Equity versus equality.

(iv) Implicit bias in healthcare.

(v) Disparities in healthcare access and health outcomes by age, race, gender, ethnicity, language, ability status, socioeconomic status, mental health, and community.

(vi) Cultural humility as a framework for public health and Community Paramedic practice.

(vii) Roles of the culturally effective Community Paramedic.

(viii) Trauma-informed care.

(B) Knowledge and abilities acquired should include:

(i) Examination of potential biases toward clients and/or communities.

(ii) Application of evidence-based tools and models for practicing cultural humility in client-centered care.

(iii) Connect with culturally diverse/aware community partners.

(iv) Application of culturally effective Community Paramedic as community advocate.

(v) Access qualified interpreter services for language access and communication with clients and community.

(3) Interdisciplinary Collaboration and Systems of Care Navigation.

(A) Subjects and theories to be learned:

(i) Healthcare coordination.

(ii) Systems of care navigation.

(iii) Outreach and advocacy for target and at-risk populations.

(iv) Client referral.

(v) Documentation across disciplines.

(vi) Overview of the subject areas of nutrition, palliative care, hospice care, end of life care, home health vs. home care, mental health care, and substance use care.

(B) Knowledge and abilities acquired should include:

(i) Collegial communications with interdisciplinary team members.

(ii) Appreciative inquiry with care team members.

(iii) Interdependent relationships with team members.

(iv) Appropriate referrals and system navigation.

(4) Client-centered Care.

(A) Subjects and theories to be learned:

(i) Client approach and the biopsychosocial assessment, including embedding cultural humility practices in client case management.

(ii) Motivational interviewing.

(iii) Interventional Techniques.

(iv) Crisis Intervention.

(v) Client assessment, referral, and education.

(vi) Creating a care plan.

(vii) Implementing a care plan.

(viii) Resources for client case management.

(ix) Service coordination and client counseling.

(x) Documentation and follow up.

(B) Knowledge and abilities acquired should include:

(i) Core proficiency in health assessment, referral, health education, service coordination, and client-centered counseling.

(ii) Create resource map and examine webs of resources.

(iii) Create outreach strategies to connect client/community to resources.

(5) Community and Public Health.

(A) Subjects and theories to be learned:

(i) Population based care.

(ii) Health equity across populations.

(iii) Epidemiology.

- (iv) Public Health mission.
- (v) Community health/needs assessment.
- (vi) Public Health disaster response.
- (vii) Prevention.
- (viii) Isolation and quarantine.
- (ix) Public education.
- (x) Interagency Communications.

(B) Knowledge and abilities acquired should include:

- (i) Engages in public health planning and implementation.
- (ii) Develops resources that aid in public health responses.
- (iii) Coordinates and manages mass events.

(e) Community Paramedicine and Triage Paramedic Required Testing:

(1) International Board of Specialty Certification, Community Paramedic Exam approved paramedic training programs shall include a minimum of two (2) formative examinations and one (1) final comprehensive competency-based examinations to test the knowledge and skills specified in this chapter.

(2) Triage Paramedic approved programs shall include a minimum of one (1) final comprehensive competency-based examination to test the knowledge and skills specified in this chapter.

(3) Documentation of successful student clinical and field internship performance, if applicable.

Note: Authority cited: Sections 1797.107, 1830, and 1831, Health and Safety Code. Reference: Sections 1801, 1830, 1831, 1842, and 1843, Health and Safety Code.

§ 100190. Community Paramedicine or Triage to Alternate Destinations Program Approval Process

(a) The local EMS agency shall submit a written request to the Authority for approval of a Community Paramedicine or Triage to Alternate Destination program, which shall include the following:

(1) Identification of the community need and recommended solutions.

(2) All program medical protocols and policies to include but not limited to, data collection, transport, patient safety, and quality assurance/improvement process.

(3) All program service provider approval documentation, including written agreements, if any.

(4) All relevant Alternate Destination Facility approval documentation, including agreements, if any.

(5) All relevant documentation outlining policy for collaboration with public health or community resource entities for DOT and EMS high utilizer programs.

(6) Curriculum for program focused training.

(b) The Emergency Medical Services Authority shall review a local EMS agency's proposed community paramedicine or triage to alternate destination program using procedures consistent with Section 1797.105 and review the local EMS agency's program protocols to ensure compliance with the statewide minimum protocols developed under HSC 1832.

(c) The EMS Authority may impose conditions as part of the approval of a community paramedicine or triage to alternate destination program that the local EMS agency is required to incorporate into its program to achieve consistency with the authority's regulations and the provisions of this chapter.

(d) The EMS Authority shall approve or deny in writing the proposed community paramedicine or triage to alternate destination program no later than 30 days after it is submitted by the local EMS agency.

(e) Approval of Community Paramedicine or Triage to Alternate Destination program shall be for twelve (12) months from the date of approval. Renewal of the program shall be completed annually through submission of the Community Paramedicine Annex of the EMS plans process found in Section 100183.

(f) A community paramedicine pilot program approved under the OSHPD Health Workforce Pilot Project No. 173 before January 1, 2020, is authorized to operate until one year after the regulations described in Section 1830 become effective.

Note: Authority cited: Section 1797.107, 1830, and 1831, Health and Safety Code. Reference: Sections 1830, 1831, 1832, 1835, and 1836, Health and Safety Code.

§ 100191. Review, Withdrawal, and Revocation of a Community Paramedicine or Triage to Alternate Destination Program

A Local EMS Agency shall Immediately terminate from participation in the program any alternate destination facility, community paramedicine, or triage to alternate destination provider if it fails to operate in accordance with subdivision (b) of Section 1317.

Note: Authority cited: Sections 1797.107, 1830, and 1831, Health and Safety Code. Reference: Sections 1830 and 1831, Health and Safety Code.

§ 100192. Paramedic Scope of Practice, Accreditation, and Discipline

(a) Scope of Practice: A Community Paramedic or Triage Paramedic shall utilize the paramedic scope of practice, and approved LEMSA local optional scope as identified in section 100146 of this division, and trial study scope identified in section 100147 of this division. This includes utilizing their general paramedic scope and other approved scopes while transporting to alternate destinations, providing care to discharged patients, providing vaccinations, and through other conditions as identified in approved Community Paramedicine and Triage to Alternate Destination Programs.

(b) Community Paramedic Accreditation to Practice.

(1) A Community Paramedic shall only utilize community paramedicine skills when accredited by the LEMSA as a Community Paramedic within that LEMSA jurisdiction and when associated with that LEMSA's overseen EMSA approved Community Paramedicine Service Program(s).

(2) The LEMSA shall register the Community Paramedic accreditation in the Central Registry public look-up database within five (5) business days of the Community Paramedic accreditation application being approved.

(3) An initial Community Paramedic accreditation is deemed effective when recorded in the Central Registry public look-up database.

(4) An initial Community Paramedic accreditation shall expire on the last day of the month, two (2) years from the effective date of the initial accreditation.

(5) Community Paramedic accreditation shall require renewal every two (2) years by the LEMSA that oversees EMSA approved Community Paramedic service program(s) in the jurisdiction in which the Community Paramedic is associated.

(c) Initial Community Paramedic Accreditation Application Requirements and process.

(1) To be Community Paramedic accredited, the applicant shall submit to the Community Paramedic program(s) LEMSA an application with the following eligibility criteria for review:

(A) Proof of an active, unrestricted California issued paramedic license,

(B) Social Security Number or Individual Tax Identification Number,

(C) LEMSA approved community paramedicine course completion certificate, and

(D) Proof of passing the IBSC Community Paramedic-C examination for Community Paramedics within the last two (2) years of the date of application submission.

(2) The LEMSA shall review the Community Paramedic accreditation application and notify the applicant in writing within thirty (30) business days from the date of submission that the application is:

(A) Incomplete or illegible and requires corrective action, or

(B) The accreditation application has been approved and the accreditation data has been entered into the Central Registry Public Look-Up database, or

(C) The accreditation application has been denied; including the reason and notification of the applicant's right to appeal.

(d) Renewal Community Paramedic Accreditation Requirements and Process.

(1) To be eligible for renewal, the applicant shall submit to the Community Paramedic program(s) LEMSA an application with the following eligibility criteria for review:

(A) Proof of a current, unrestricted California issued paramedic license, and either,

(i) Show proof of completion of eight (8) hours approved community paramedicine related continuing education (CE) every two (2) years, or

(ii) Show proof of continued active, unrestricted IBSC certification.

(2) The LEMSA shall review the community accreditation renewal application and notify the applicant in writing within thirty (30) business days from the date of submission that the application is:

(A) Incomplete or illegible and required corrective action, or

(B) The accreditation application has been approved and renewal data is updated in the Central Registry Public Look-Up database.

(e) Reinstatement Community Paramedic Accreditation Requirements and Process.

(1) To be eligible for reinstatement of a Community Paramedic accreditation that has expired for a period of twelve (12) months or less, the applicant shall submit to the Community Paramedic program(s) LEMSA an application with the following eligibility criteria for review:

(A) Proof of a current, unrestricted California issued paramedic license, and either,

(i) Proof of completion of eight (8) hours of approved local community paramedicine continuing education (CE), or

(ii) Show proof of continued active, unrestricted IBSC certification.

(2) To be eligible for reinstatement of a Community Paramedic accreditation that has expired more than twelve (12) months, the applicant shall submit to the Community Paramedic program(s) LEMSA the following eligibility criteria for review:

(A) Proof of an active, unrestricted California issued paramedic license,

(B) Proof of successful completion of a LEMSA approved community paramedicine course within the last two (2) years from the submission date of the reinstatement application, and

(C) Proof of passing the IBSC Community Paramedic examination within the last two (2) years from the submission date of the reinstatement application.

(3) The LEMSA shall review the community paramedic accreditation application and notify the applicant in writing within thirty (30) business days from the date of submission that the application is:

(A) Incomplete or illegible and requires corrective action, or

(B) The accreditation application has been approved and the accreditation data entered in the Central Registry Public Look-Up database, or

(C) The accreditation application has been denied; including the reason for the denial and notification of the applicant's right to appeal.

(f) Triage Paramedic Accreditation to Practice

(1) A Triage Paramedic shall only utilize Triage to Alternate Destination skills when accredited by the LEMSA as a Triage Paramedic within that LEMSA's jurisdiction and when associated with that LEMSA's approved triage to alternate destination service program(s).

(2) The LEMSA shall register the Triage Paramedic accreditation in the Central Registry public look-up database within five (5) business days of the Triage Paramedic accreditation application being approved.

(3) An initial Triage Paramedic accreditation is deemed effective when recorded in the Central Registry public look-up database.

(4) An initial Triage Paramedic accreditation shall expire on the last day of the month, two (2) years from the effective date of the initial accreditation.

(5) Triage Paramedic accreditation shall require renewal every two years by the LEMSA that oversees EMSA approved triage to alternate destination service program(s) in the jurisdiction in which the Triage Paramedic is associated.

(g) Initial Triage Paramedic Accreditation Application Requirements and Process.

(1) To be Triage Paramedic accredited, the applicant shall submit to the triage program(s) LEMSA an application with the following eligibility criteria for review:

- (A) Proof of an active, unrestricted California issued paramedic license,
- (B) Social Security Number or Individual Tax Identification Number, and
- (C) LEMSA approved Triage Paramedicine course completion certificate.

(2) The LEMSA shall review the Triage Paramedic accreditation application and notify the applicant in writing within thirty (30) business days from the date of submission that the application is:

- (A) Incomplete or illegible and requires corrective action, or
- (B) The accreditation application has been approved and the accreditation data entered in the Central Registry Public Look-Up database, or
- (C) The accreditation application has been denied; including the reason for the denial and notification of the applicant's right to appeal.

(h) Renewal Triage Paramedic Accreditation Requirements and Process.

(1) To be eligible for renewal, the applicant shall submit to the triage Paramedicine program(s) LEMSA the following eligibility criteria for review:

- (A) Proof of a current, unrestricted California issued paramedic license, and
- (B) Proof of completion of four (4) hours of approved local Triage Paramedicine CE.

(2) The LEMSA shall review the Triage Paramedic accreditation application and notify the applicant in writing within thirty (30) business days from the date of submission that the application is:

- (A) Incomplete or illegible and required corrective action, or
- (B) The accreditation application has been approved and the accreditation data entered in the Central Registry Public Look-Up database.

(i) Reinstatement Triage Paramedic Accreditation Requirements and Process.

(1) To be eligible for reinstatement of a Triage Paramedic accreditation that has expired twelve (12) months or less, the applicant shall submit to the Triage Paramedic program(s) LEMSA the following eligibility criteria for review:

(A) Proof of a current, unrestricted California issued paramedic license, and

(B) Proof of completion of four (4) hours of approved local Triage Paramedic CE.

(2) To be eligible for reinstatement of a Triage Paramedic certification that has been expired more than twelve (12) months, the applicant shall submit to the triage Paramedicine program(s) LEMSA the following eligibility criteria for review:

(A) Proof of a current, unrestricted California issued paramedic license, and

(B) Proof of successful completion of a LEMSA approved Triage to Alternate Destination training course within the last year from the submission date of the reinstatement application.

(3) The LEMSA shall review the Triage Paramedic accreditation application and notify the applicant in writing within thirty (30) business days from the date of submission that the application is:

(A) Incomplete or illegible and required corrective action, or

(B) The accreditation application has been approved and the accreditation data entered in the Central Registry Public Look-Up database.

(j) A local EMS agency that authorizes Community Paramedicine or Triage Paramedic personnel, shall be responsible for submission of a summary data report of authorized personnel to the Authority no later than the 30th calendar day of January, April, July, and October.

(k) The disciplinary procedures for a community paramedic or triage paramedic shall be consistent with subdivision (d) of Section 1797.194.

Note: Authority cited: Sections 1797.107, 1830, and 1831, Health and Safety Code. Reference: Sections 1797.117, 1797.194, 1830, 1831, 1843, 1852, 1853, and 1854, Health and Safety Code.

§ 100193. Fees

A LEMSA may establish a schedule of fees for Community Paramedic and or Triage Paramedic initial, renewal and reinstatement accreditation in an amount sufficient to cover the reasonable cost of complying with the provisions of this Chapter.

Note: Authority cited: Section 1797.107, Health and Safety Code. Reference: Sections 1797.112 and 1797.172, Health and Safety Code.

Second Modification: Public Comments and Responses

Date	Section	Summary of Comment	EMSA Response
4/23/2022	§ 100183 (a) (14)	Commenter recommended removing the requirement for accreditation of the 'triage paramedic' because it is unnecessarily burdensome. Suggested including language that the LEMSAs provide medical oversight of triage to alternatedestination programs, including ensuring completion of appropriate training and demonstration of competence in the participating paramedics.	Reject - Required by HSC 1818
4/23/2022	Triage Paramedic	Commenter suggested removal of the term 'triage paramedic' because paramedics make triage decisions as part of the basic scope of practice every day.	Reject - Required by HSC 1818
4/23/2022	Community Paramedics	Commenter suggested specific language to support Community Paramedics in the care of patients who are unable to consent for themselves.	Reject - Falls outside the intent of AB 1544
4/23/2022	§ 100181 (a) (17)	Commenter recommended the LEMSA must complete an investigation of the complaint/unusual occurrence in order to appropriately report to EMSA. Suggested the requirement for submission to the Authority be 72 hours from completion of the LEMSA investigation, not from the time of LEMSA receipt.	Reject - Notification within 72 hours of incident rather than 72 hours of completion of a investigation is appropriate for EMSA to fulfill its oversight responsibility.
4/23/2022	§ 100181 (k) (3)	Commenter recommended transporting a veteran to a veterans hospital with an emergency department not be considered an 'alternate destination' for the purposes of these regulations. Transporting a patient to an ED which can meet their medical needs and is within their medical home and per their wishes is paramedic basic scope of practice.	Reject - Required by HSC 1819(a)
4/23/2022	§ 100183	Commenter suggested changing the title to Program Requirements and Essential Standards, rather than "Minimum Standards".	Reject - the use of the wording "Minimum Standards" is commonly used in EMSA Regulations
4/23/2022	§ 100183 (a) (14)	Commenter recommended removal of requirement for accreditation specific to operating as a triage paramedic and not requiring accreditation for 'each of the proposed triage to alternatedestination program's specialties'; instead we suggest changing the language to: "Establish a process for training and medical oversight of paramedics participating in triage to alternate destination programs described in Section 1819".	Reject - Required by HSC 1818
4/23/2022	§ 100184 (c) (1)	Commented said Line 5 should be "they" instead of "the".	Accept, Accept-KL

4/23/2022	§ 100185 (f)	Commenter said quarterly is too frequent for the LEMSA summary data report . Proposed submission annually to correspond with submission of EMS Plan for reapproval.	Reject - HSC requires and Independent Evaluator to provide an Evaluation and Analysis of the CP/TAD Program and therefore requires timely data to accomplish that. The CP Pilot Projects have been submitting Quarterly Data since the beginning of the CP/TAD Program which has proved beneficial in UCSF's ability to complete an appropriate evaluation of the effectiveness the CP/TAD Program
4/23/2022	§ 100189 (e) (1)	Commenter noted that letters go from e, f, g then e again this comment is for second e. Suggested a requirement for a single comprehensive exam and deferring further requirements to the LEMSA oversight to ensure adequate training/competency.	Partially Agree - deleted second (e) and added (h)
4/23/2022	§ 100192 (e) (1) (A) (i)	Commenter suggested that here and in general using the language 'locally-approved' in lieu of 'approved local' for trainings so that students may seek approved courses out of their home LEMSA when applicable.	Reject - CP/TAD Programs are local programs and therefore the accreditation and training should be specific to the LEMSA
4/19/2022	§ 100181 (f) (1) & (2)	Commenter requested that in addition to the Community Paramedicine roles specified in Section 1815 of the H&S Code, we ask that the following language be included: "Program specialties may be added based on results of local community needs assessments after approval from the local EMS agency and the Emergency Medical Services Authority". They also requested that the following sentence be added within specialty #2: The definition of a "population of frequent EMS users" will be established by the Community Paramedicine program within their program application and renewal.	Reject - Limited by HSC 1815. Definition of a "population of frequent EMS users" is a locally driven decision.
4/19/2022	§ 100190	Commenter recommended that the timeline for the implementation of regulation for currently authorized programs be extended to 2 years.	Reject - Limited by HSC 1836 (a)
4/19/2022	§ 100192 (d)	Commenter requested that language be added specifying that: authorized community paramedics operating within a community paramedicine pilot program approved under the OSHPD Health Workforce Pilot Project No. 173 before January 1, 2020 are exempt from initial accreditation and instead are required to follow the requirements for accreditation renewal as specified in this section.	Reject - Limited by HSC 1850

4/19/2022	§ 100192 (f) (1)	Commenter recommended removing the additional requirement for accreditation for Triage Paramedics, and instead have it rolled into traditional local paramedic accreditation.	Reject - Required by HSC 1818
4/19/2022	§ 100189 (a)	Commenter stated that there is no clearly documented benefit of a minimum number of examinations, therefore recommended removal of this specification.	Reject - Formative exams support student engagement and real-time instructor feedback for competency.
4/19/2022	§ 100189 (e) (1)	Commenter stated that they are concerned about this documents' overreliance on a singular reference to design and assess Community Paramedicine training programs evidenced by singling out the IBS-C examination which appears to only reference one textbook "Community Health Paramedicine" by Polack, et al. Standardized examinations often times suffer from bias and obsolete information, unless there is an established trusted entity that ensures that these examinations are continuously improved upon. They recommended that until EMSA ensures that this Quality Assurance process/entity will be in place, that a standardized examination not be immediately instituted. Alternatively, if IBS-C is ultimately chosen as the examining body, they highly recommend that there be representation from California programs/institutions in IBS-Cs subject matter experts, content reviewers, etc.	Reject -EMSA requires IBSC certification for Critical Care Paramedics and believes that IBSC Exam for Community Paramedicine appropriately test for subject matter competency.
4/19/2022	§100194.1 (4)	Commenter suggested removal of this requirement until more clarity is provided regarding the procedures regarding examination formulation and quality assurance.	Reject - Formative exams support student engagement and real-time instructor feedback for competency.
4/19/2022	Community Paramedics	Commenter requested the State address through regulations the extent a community paramedic can address issues with a patient non-compliant with a conservatorship (such as with a long acting injectable [LAI]). Can the community paramedic treat, restrain, and/or transport against the will of a conservatorship patient (if needed) with or without an obvious medical or psychiatric complaint with noncompliance of the LAI?	Reject - Conservatorship patient protections and legalities are addressed in alternative statutes and not addressed in this AB 1544, HSC statute.
4/24/2022	§ 100191.1	Commenter stated that this Section appears to require every CP to complete the entire complement of training regardless of the program specialty that is implemented in a community. State should ensure that training is designed in a way to help facilitate the development and implementation of these programs and not serve as a barrier to implementation. Paramedics in California are incredibly skilled.	Reject - Training requirements are seperated into Community Paramedicine and Triage to Alternate Destination. In addition to statutory limitations regarding CP medicine training, public health, safety & welfare benefits from Community paramedics who are fully trained rather than one specialization.

4/24/2022	§ 100183 (a) (8)	Commenter stated that this Section generally references the "plan" when discussing the ability for a local EMS agency to exclude an existing ALS provider; however, that authority is limited to Transport to Alternate Destination Programs and thus the regulatory language should be clarified.	Reject - A "plan" refers to the EMS plan which LEMSAs are required to submit annually. This is been the practice for 40 years and the common term used for those 40 years. - KG
4/24/2022	§ 100183 (a) (8) (B)	Commenter recommended that a local EMS agency that is proposing to exclude a provider be required to provide the notification via certified mail and the notification be provided before the submission of the proposed TAD program to the Authority.	Reject - there is nothing that prohibits the notification be sent by certified mail prior to the submission to the Authority. It is not mandated.
4/24/2022	§ 100183 (a) (6) (A)	Commenter suggested that the local EMS agencies shall notify the public agency or agencies via certified mail, in addition to other communication channels, that they plan to propose a Community Paramedicine. Program and the public agency or agencies have a first right of refusal to offer that service.	Reject - there is nothing that prohibits the notification be sent by certified mail prior to the submission to the Authority. It is not mandated.
4/24/2022	§ 100183 (a) (6)	Commenter suggested that the local EMS agency, as part of the Program submission to the Authority, should identify the mechanisms with which they engaged public agency providers to deliver the program, consistent with Section 100183 (a)(6).	Reject - there is nothing that prohibits the mechanisms to report their submission to the Authority. It is not mandated.

4/24/2022	§ 100191	"Section 100191 is intended to provide clarity around review, withdrawal and revocation of a program. We believe that there could be more detail around how a program will be reviewed in an interim basis. CPF does support inclusion of a provision to terminate a facility or provider that does not comply with subdivision (b) of Health and Safety Code Section 1317. However, we do think there could be more clarity around that decision making and how a local EMS agency should proceed to ensure a successful program."- CPF	Reject- Meets statute 1830(c)(4)(B) specification as required.
4/14/2022	§ 100181.1 (f)	Commenter suggested expanding this language to other community paramedic roles such as wellness response, overdoses, and mental health.	Reject - Additional Program Specialties are precluded by HSC 1815
4/14/2022	§ 100190 (f)	Commenter recommended that due to the exhaustive regulations to move from a pilot to a permanent program, please allow for 2 years to fully implement.	Reject - Limited by HSC 1836(a)
4/14/2022	§ 100192 (b) (4)	Commenter requested that EMSA match the paramedic license renewal cycle (as with current regulations for local accreditation) to avoid having multiple expiration dates.	Reject- it is an accreditation that is NOT tied to licensure (ever). Medics can start/stop being accredited for CP/TAD anytime based on their interest and ability to retain CE's for continued accreditation.
4/14/2022	§ 100192 (c)	Commenter requested clarification on the fact that San Francisco currently issues a community paramedic card once the course has been completed. Can you add clarifying language if this is intended for a post-pilot program approval to avoid any confusion about whether or not the community paramedics in San Francisco need ISBC to obtain an accreditation?	Reject - Limited by HSC which requires compliance with these regulations within 1 Year of implementation.
4/14/2022	§ 100192 (d)	Same as comment above.	Reject - Limited by HSC which requires compliance with these regulations within 1 Year of implementation.
4/14/2022	§ 100192 (f)	Commenter requested that EMSA not make "Triage Paramedic Accreditation" another accreditation for a LEMSA to implement. The LEMSAs have local accreditation, community paramedic accreditation, and no triage paramedic accreditation in addition to a paramedic license. This will cause great confusion and is not necessary.	Reject - Required by HSC 1818

4/14/2022	General	Commenter stated that San Francisco has a need for community paramedics to engage with patients that are on a conservatorship. They requested EMSA address the extent a community paramedic can address issues with a patient non-compliant with a conservatorship (such as with a long acting injectable or LAI). Can the community paramedic treat, restrain, and/or transport against the will of a conservatorship patient (if needed) with or without an obvious medical complaint with noncompliance of the LAI?	Reject - Conservatorship patient protections and legalities are addressed in alternative statutes and not addressed in this AB 1544, HSC statute.
4/21/2022	General	Commenter recommended decentralizing the oversight of the Alternate Destination programs from the EMSA to the Local EMS Agencies (LEMSA). CA is a diverse state between urban and rural communities and so the oversight should occur at the LEMSA level as long as a minimum EMSA standard is met.	This is how the current proposal is drafted. EMSA approves a LEMSA TAD program based on meeting the EMSA standard. After approval, the LEMSA oversees the TAD program and providers in its jurisdiction.
4/21/2022	§ 100181 (j)	Commenter said the term "triage paramedic," as requiring additional training in triage to alternate destinations, is inaccurate. They recommended changing the title to a "triage to alternate destination (TAD) paramedic throughout the document.	Reject - Required by HSC 1818
4/21/2022	§ 100181 (k) (1)	Commenter suggested that this represents a community paramedicine specialty and should not fall under item k, "Triage to Alternate Destination Program." They recommended removing this section.	Accept Partially - Formatting corrected
4/21/2022	§ 100181 (k) (3)	Commenter said that VA hospitals with ED do not meet the criteria as "alternate destinations," as they are licensed acute care hospitals with an ED. They recommend removing this section.	Reject - Required by HSC 1819 (a)(3)
4/21/2022	§ 100192 (f) (2) & (3)	Commenter suggested that a Central Registry of TAD paramedics is unnecessary and compliance with training requirements can be maintained by the LEMSA.	Reject- Central Registry is for public awareness of what roles paramedics are accredited to perform and so employers may verify that their employee is accredited.
4/24/2022	General	Commenter suggested that this second modified text fails to consistently identify references to the health and safety code. The extensive "cut and paste" of statutory language into the proposed regulations requires EMSA to identify approximately twenty (20) statutory reference omissions. EMSA should decide which reference makes the regulation easier to read and apply it to the twenty highlighted areas we have identified in Attachment I .	Reject - Each section of the regulations cite the appropriate Statutory Authorities and References.

4/24/2022	§ 100190	<p>Commenter suggested that placement of State authority to approve community Paramedicine and Triage to Alternate Destinations Programs is confusing. They find the order of the proposed regulations to be confusing. They recommended a re-ordering of the second modified text</p> <p>so that §100190 Community Paramedicine or Triage to Alternate Destinations Program Approval Process, the state approval process, is placed after §100182 General Provisions and before §100183 Program Requirements and Minimum Standards, the local EMS agency program requirements, just as it is found in AB 1544 and in the statutes found in Division 2.5 of the H&S Code.</p>	Reject- Given the substantial number of comments received during this process, no other commenter was confused by the structure.
4/24/2022	§ 100184 and 100191	<p>Commenter state that the Review, Withdrawal, and Revocation of Providers and Facilities Placed into Separate Sections with Errors in Titling. §§100184 and 100191 both contain disciplinary language and both proposed sections are scattered in the document resulting in a lack of clarity, especially since titling is inaccurate.</p>	Reject- Given the substantial number of comments received during this process, no other commenter was confused by the structure.
4/24/2022	§ 100184	<p>Commenter state that an Alternate Destination Facility is not a provider, it is a treatment location (See 100181(a) definition) but the title of the proposed section incorrectly lumps it in with Community Paramedicine and Triage to Alternate Destination Providers.</p>	Reject - The Alternate Destination Facility is required to be an approved Alternate Destination Provider and part of the LEMSA's TAD Program.
4/24/2022	§ 100191	<p>Commenter said this section listed providers and for alternate destination facilities failing to operate in accordance with anti-discrimination principles contained in subsection (b) of §1317 of the H&S Code. The information is inaccurate since alternate destination facilities are required to fully comply with all of the applicable requirements of §1317 of the H&S Code and not just subsection (b).</p>	Reject. 1830.c.4.B only requires subsection: "(B) Immediate termination of participation in the program by the alternate destination facility or the community paramedicine or triage to alternate destination provider if it fails to operate in accordance with subdivision (b) of Section 1317."
4/24/2022	§ 100184 and 100191	<p>Commenter recommended merging § 100184 and 100191 under the title, "Community Paramedicine Provider, Triage to Alternate Destination Provider, and Alternate Destination Facility Program Requirements, Oversight and Withdrawal."</p>	Reject- Given the substantial number of comments received during this process, no other commenter was confused by the structure.
4/24/2022	§ 100181	<p>Commenter stated that this section with definitions has duplicate terms with different definitions. See page 5-6 for specific lanaguage change recommendations.</p>	Reject- Definitions are those provided in the statute.
4/24/2022	§ 100181 (g)	<p>Commenter said the next duplication is more likely a typographical error that was inadvertently added to this section. Triage paramedic is also defined in subsection (j). They recommended removal of triage paramedic definition from subsection (g) and keep in (j). They also recommended some wording changes, see page 7.</p>	Accept

4/24/2022	§100182 General	Commenter stated that the proposed regulations fail to effectuate §100182 General Provisions (a). Here, EMSA has restated and paraphrased §1830(b) of the Health and Safety Code (H&S Code). This is not sufficient. The proposed regulation must demonstrate that it has fulfilled the mandate of the statute. EMSA has not met its statutory mandate here.	Reject- As statute was detailed in nature and satisfied the requirement itself.
4/24/2022	§ 100182 (a)	Commenter state that the proposed regulations fail to effectuate this section. For these regulations to be based on and informed by HWPP #173, there needs to actually be such regulations proposed in this rulemaking. Since the minimum required standards would be rules of general application, the minimum medical and triage assessment protocols must be adopted through rules under the Administrative Procedure Act. Specific language recommendations on page 10.	Reject- Regulations are informed by the experiences of the pilot project in what was effective and what was not effective.
4/24/2022	Community Paramedicine and Triage to Alternate Destination	Commenter stated that ISOR said "The Emergency Medical Services Authority (EMSA) does not have a mechanism to evaluate the initial approval and renewal of a local emergency medical services agency's (LEMSA) Community Paramedicine and/or Triage to Alternate Destination Program." They suggested that the following changes and minimum standards should be included, specifics found on pages 11-15.	Accept - FSOR will address in final rule making file.
4/24/2022	§ 100183	Commenter recommended that all subsections would be renumbered.	Reject - Each section of the regulations are properly formatted and numbered
4/24/2022	§ 100183	Commenter said that the program requirements to verify training of community and triage paramedics conflicts with curriculum requirements for training programs in §100189. The haphazard inclusion of an irrelevant topic for both Community Paramedic specialty trainings and the complete omission of a relevant and necessary minimum curriculum topic for Triage Paramedics who will actually be providing interim hospice care, reflects a lack of understanding and an inexcusable disregard for the importance of end-of-life care for hospice patients. At the very least, EMSA needs to develop a curriculum to meet the specific needs of the Triage Paramedic seeking certification and accreditation to provide care and comfort services to hospice patients in their homes in response to 911 calls. Provided language recommendations on page 17.	Reject- The curriculum for Community Paramedicine and Triage to Alternate Destination was reviewed by the work group and is based upon their recommendations informed by leaders in EMS education.
4/24/2022	§ 100184	Commenter suggested that the proposal for probation or suspension of ambulance providers exceeds authority given to EMSA in AB 1544. They suggested specific language changes on page 21.	Reject- Any approval can be rescinded for cause.

4/24/2022	§ 100189	Commenter stated that this section eliminates training hour minimum requirements for Community and Triage Paramedics in Violation of Standards Established in HWPP#173. The elimination does not assure adequate preparation of Community or Triage paramedics in the five specialties authorized under AB 1544. EMSA has broken faith with the legislative intent of this program and with stakeholders who worked with the sponsor and the author on creating an expansion of the scope of practice of paramedics.	Reject- 1544 does not mandate a minimum hours requirement to define minimum training standard .
4/24/2022	§ 100190	Commenter stated that Community Paramedicine or Triage to Alternate Destination Program approval process includes misstatement on curriculum for program specialties and recommended changes outlined on page 24.	Reject- Each program is a specialization unto itself and triage to alternate destination includes three options which are also specialties.
4/24/2022	§ 100190 (e)	Commenter stated that this section refers to a non-existent section. Program renewal is supposed to be completed annually. Currently, §100184 has nothing to do with the EMS Plan Annex.	Accept
4/24/2022	§ 100184	Commenter state that since we do not have an updated ISOR, we cannot explain the reference to a section of the original and first modified text and a process for renewal that was omitted in the restructured version. The process (listed on page 26) above needs to be re-inserted into the text in order to provide guidance on program renewal.	Reject- Modifications are common in rulemaking and the Final Statement of Reasons as well as the Updated Informative Digest are tools for addressing these changes.
4/24/2022	§ 100192	Commenter suggested that Paramedic Scope of Practice, Accreditation, and Discipline inappropriately includes post-discharge authority amended out of AB 1544. Under existing law, it does not include postdischarge follow-up services as this program specialty was amended out of AB 1544 on July 11, 2019. Commenter recommended specific language changes on page 27-28.	Reject- under 1836, 1544 does allow post-discharge CP pilot programs to continue operations and therefor the language should remain here: "a community paramedicine short-term, post-discharge followup pilot program that was approved on or before January 1, 2019, under the Office of Statewide Health Planning and Development's Health Workforce Pilot Project No. 173, and was continuing to enroll patients as of January 1, 2019, may continue operation until January 1, 2024. "
4/24/2022	General	Commenter stated that they are surprised and disappointed that EMSA would consider approving the addition of unknown, untested and potentially unsafe activities or medications under the guise of adopting regulations under AB 1544. We are further disappointed that the second modified text inappropriately reinserts a program specialty that was deleted from the enabling statute by the Legislature.	Reject- EMSA is unaware of any medications or programs beyond the scope of the statute being included.

4/24/2022	General	Commenter identified and reinserted approximately twenty (20) statutory reference omissions. The recommended inserting them because the reference makes the regulation easier to read and apply it to the twenty highlighted areas identified in Attachment I.	Reject- Authority and Reference to each section of regulation is included to specify the operative statutory section.
4/24/2022	§ 100183 (a) (15)	Commenter recommended changing the language to: Approve and annually review Community Paramedic and Triage Paramedic training programs.	Reject- Interchangeable references have been used without confusion throughout the pilot project, legislation, and discussions surrounding this proposal.
4/24/2022	§ 100184 (c) (1)	Commenter recommended changing the language to: "Within ten (10) days of a LEMSA finding noncompliance, the LEMSA shall provide a written notification of noncompliance to the Community Paramedicine, Triage to Alternate Destination, or Alternate Destination Facility Provider., including the specific requirements the failed to meet. The notification shall be sent by certified mail to the director."	Reject- This subsection is not just for Community Paramedicine, but includes Alternate Destination.
4/24/2022	§ 100189 (e) (2)	Commenter suggested following language: "The Triage Paramedic training program Medical Director shall certify that all delineated Triage to Alternate Destination education standards are met. In addition, the authority and the authorizing LEMSA shall assure that each training program has a curriculum that meets the minimum educational standards set forth in this division."	Reject- Interchangeable references have been used without confusion throughout the pilot project, legislation, and discussions surrounding this proposal.
4/24/2022	§ 100189 (e)	Commenter suggested specific language to: "Community Paramedicine and Triage Paramedic Required Testing:"	Accept - formatting corrected to change second (e) to (h)
4/22/2022	§ 100181 (b)	Commenter recommended deletion of last sentence because "Mental health facilities are required through regulations to have specified staff for appropriate patient care. Recommend removing staffing requirements from this document and deferring to the laws and regulations surrounding these facility types."	Reject - Required by HSC 1812
4/22/2022	§ 100181 (c)	Commenter recommended partial sentence deletion because "Sobering Centers are not required to have an RN on staff and are often peer run. Requiring an RN to be on site may be cost prohibitive, especially for rural counties, since currently there is no dedicated source of revenue for sobering centers."	Reject - Required by HSC 1813
4/22/2022	§ 100181 (c) (3)	Commenter recommended deletion to remove the tie to National Sobering Collaborative as these standards have not yet been finalized. We want to ensure these standards are workable before requiring sobering centers to adhere to them.	Reject - Required by HSC 1813 (a)(3)
4/22/2022	§ 100183 (a) (4)	Commenter recommended changing "mental disability" to "behavioral disability".	Reject - Required by HSC 1841

4/22/2022	§ 100185 (c)	Commenter stated that "in a recent discussion with local Managed Care Plans, sobering centers were identified as possible 42 CFR part 2 programs. If this is the case, it may require that SC that are Alternate Destination Facilities obtain written consent from individual before sharing patient information."	Reject- Proposal does not attempt to invalidate or contradict laws in other areas including privacy and confidentiality.
4/22/2022	§ 100189 (f) (2) (C)	Commenter recommended changing alcohol and substance "abuse" to "use".	Reject- Mere "use" is not necessarily a medical or health issue alcohol or substances. Additionally, the statute uses "abuse."
4/22/2022	§ 100189 (g) (1) (B) (iv)	Commenter recommended adding "De-escalation techniques".	Reject- De-escalation techniques is a subtopic of other topics outlined in the curriculum.
4/22/2022	§ 100189 (g) (2) (A) (v)	Commenter recommended changing mental health to behavioral health and adding "housing status".	Reject- Interchangeable references between mental health and behavior health and housing status is included in other subcategories of the curriculum.
4/22/2022	§ 100189 (g) (3) (A) (vi)	Commenter recommended adding "electronic health record (EHR) systems".	Reject- Not relevant to pre-hospital providers such as EMS personnel.
3/25/2022	§ 100181 (g)	Commenter recommended removing portion about Triage Paramedic.	Reject - Required by HSC 1818
3/25/2022	§ 100183 (a) (6) (C)	Commenter recommended it read as "(b), the local EMS agency may select and enter into an agreement with one or more community paramedicine providers to deliver the program specialties".	Reject - Limited by HSC 1842 (a)(3)
3/25/2022	§ 100184	Commenter recommended language modification, see page 9-10.	Reject- Proposal recommends changing language without substantively changing the requirements.
3/25/2022	§ 100184 (c) (6)	Commenter recommended removing this section.	Reject - Required by EMSA to fulfill its oversight responsibility
3/25/2022	§ 100188 (b) (1), (2), & (3)	Commenter recommended adding "or secure electronic mail".	Reject- Process is to provide physical letters as notice of the proceedings.
4/14/2022	General	Commenter stated that they support the draft regulations put forward by the department as they reflect the goals of the Legislature and Governor in enacting AB 1544.	Acknowledge with gratification
4/18/2022	General	Commenter stated that SCEMSA supports the proposed regulations now because they follow the statutes that are notes as authority or referenced codes. The major issue with these regulations is that they sunset on Jan 1, 2024 which does not give enough time for any LEMSA to develop, get EMSA approval and implement a new program.	Acknowledge with gratification
4/25/2022	General	Commenter said that many suggested revisions have been accepted since the last version; however, during the revision process it appears that prior content that was meant to be included has been omitted.	Reject - Originally EMSA was pursuing a different methodology for these program; however, after further consideration, EMSA agreed that the Modification 2 Test methodology would be the better option and modified the proposed text accordingly.

4/25/2022	General	Commenter recommended if the failure to satisfy this statutory mandatory requirement will result in TAD program disapproval, this requirement (and related requirements) should be contained within, or referenced by, the Proposed Text.	Reject- EMSA believes it has met its statutory mandate and that the statute is law without regulations.
4/25/2022	General	Commenter recommended that the Initial Statement of Reasons (ISOR) no longer correlates to this Proposed Text.	Reject- Modifications are common in rulemaking and the Final Statement of Reasons as well as the Updated Informative Digest are tools for addressing these changes.
4/25/2022	§ 100184	Commenter stated that it appears significant portions of the prior EMS Plan approval process content has been omitted. They recommended that EMSA 1) Consider re-incorporating EMS planning process content back into the Proposed Text as appropriate; 2) Consider correcting the omission relating to "CP/TAD Annex form (8/2021)."	Reject - Originally EMSA was pursuing a different methodology for these program; however, after further consideration, EMSA agreed that the Modification 2 Test methodology would be the better option and modified the proposed text accordingly.
4/25/2022	§ 100184 (c) (3)	Commenter asked if EMSA should revise Proposed Section 100184(c)(3) to be "thirty (30) days"?	Reject- 35 days is used to allow for mail to be delivered. Given the other requirements for responding, a 30-day deadline could allow action before a mailed response is received.
4/25/2022	§ 100189	Commenter stated that the omission of the TAD section heading description may make referencing the TAD requirements more difficult to locate than necessary. They recommended that EMSA consider revising Section 100189 section heading to read: "Community Paramedic Training Program & Triage to Alternate Destination Program Administration and Faculty Requirements."	Accept- Section title updated.
4/25/2022	§ 100190 (e)	Commenter stated that this section appears to have omitted key elements of the planning process which make properly interpreting the Proposed Text difficult. They recommended that EMSA Revise Proposed Text (30-day Comment) to reincorporate the EMS planning process content into the Proposed Text as appropriate.	Reject - Originally EMSA was pursuing a different methodology for these program; however, after further consideration, EMSA agreed that the Modification 2 Test methodology would be the better option and modified the proposed text accordingly.
4/25/2022	§ 100190 (a)	Commenter stated that the Proposed Section 100190 has omitted the prior "narrative" requirement. They recommended that EMSA consider revising the Proposed Text (30-day Comment) to reincorporate the "narrative" requirements, as appropriate.	Reject - Originally EMSA was pursuing a different methodology for these program; however, after further consideration, EMSA agreed that the Modification 2 Test methodology would be the better option and modified the proposed text accordingly.
4/25/2022	§ 100192 (b)	Commenter asked if the Prior Proposed Section 100195 (a) (15-day Comment Period) deleted similar language in a similar context, should the italicized language be deleted here also? They recommended that EMSA consider correcting Proposed Section 100192(b)(1) if necessary.	Reject - Originally EMSA was pursuing a different methodology for these program; however, after further consideration, EMSA agreed that the Modification 2 Test methodology would be the better option and modified the proposed text accordingly.

4/14/2022	§ 100181 (a)	Commenter suggested that limiting alternate destination facility to one option is very restrictive and doesn't allow other options that may be appropriate for the patient that haven't been identified at the local level yet.	Reject - Limited by HSC 1810-1820
4/14/2022	§ 100181 (i) (j)	Commenter suggested that the "Triage paramedic (training program)" paramedics have always triaged patients and still do. If this is called out as a legally agreed upon definition, how would this change things? I think we need a better word/definition of this. How about "classify" or "categorize", any other options?	Reject - Required by HSC 1818
4/14/2022	Alternate Destination Description	Commenter said keeping patients within their insurance carrier's needs, e.g. Veterans, Kaiser, we do this already, why would paramedics need further training? Protocol dictates to "take the patient to their choice of hospital" unless they fall under; trauma triage, Stroke or STEMI. It seems that a separate certificate of training for this is too much.	Reject - Required by HSC 1818
4/14/2022	Training Requirements	Commenter stated that there may be a conflict of training requirements, Page 33 & 34 states (B) Proof of completion of four (4) hours of approved local triage paramedicine CE. Page 30 & 31 (i) Show proof of completion of eight (8) hours approved community paramedicine relate continuing education (CE) every two (2) years. They recommend revisiting and correcting if necessary.	Reject - These are separated requirements, one for Community Paramedicine, the other for Triage to Alternate destination.
4/24/2022	General	Stated that they appreciate the Authority's consideration of CMA's prior comments and believe that this second modified version of the proposed regulations strengthens the oversight and operations of these programs.	Acknowledge with gratification
4/12/2022	§ 100183 (14)	Commenter recommend striking accreditation requirement for alternate destination. The paramedic's ability to triage to appropriate destination is part of their basic paramedic training. The only addition to the program is education and orientation to patient destination policies developed by the LEMSA.	Reject - Required by HSC 1818
4/12/2022	§ 100183 (17)	Commenter recommend that "reported complaints or unusual occurrences" be stricken as this should be part of the required QI Process for the program. The OSHPED/EMSA pilot projects have been completed; therefore, this should be folded into the normal QI process.	Reject - Required by EMSA to fulfill its oversight responsibility
4/12/2022	§ 100184 (c)(6)	Commenter requested the State to cite in statute EMSA's authority to take action against a Community Paramedicine, Triage to Alternate Destination or Alternate Destination Facility.	HSC 1830 (4)(B)
4/12/2022	§ 100185 (a)	Commenter recommended replacing "Title 22 Chapter 4 Section 100.171 with "Title 22 Chapter 4 Section 100171.	Accept - Typo fixed to read 100171

4/12/2022	§ 100185 (f)(3)	<p>Commenter recommended deleting requirement to report “number of patients and reasons for turning away or diverting” to an emergency department. It is unrealistic and useless to capture the number of patients that do not meet the inclusion criteria for transport to an alternative destination. There is no relevance for knowing which patients did not meet the inclusion criteria for an alternate destination as the paramedic nor any health care provider can override or make the patient qualify for the inclusion criteria. Whereas a secondary transfer from an Alternate Destination site to an EDI is important to track and monitor to identify gaps in the triage policies and/or protocols.</p>	Reject - Required by HSC 1830 (c)(5)(E)
4/12/2022	§100192 (f)	<p>Commenter recommended that the Triage to Alternate Destination should not require local accreditation. The paramedic’s ability to triage to appropriate destination is part of their basic paramedic training. The only addition to the program is education and orientation to patient destination policies developed by the LEMSA. The paramedics would be working under policy or procedures and a field triage screening tool. It would be incumbent upon the EMS Provider Agency approved by LEMSA to implement triage to alternate destinations to ensure that the educational requirements are met by their paramedics and documentation is maintained.</p>	Reject - Required by HSC 1818

EMERGENCY MEDICAL SERVICES AUTHORITY

10901 GOLD CENTER DR., SUITE 400
RANCHO CORDOVA, CA 95670
(916) 322-4336 FAX (916) 324-2875

**COMMISSION ON EMERGENCY MEDICAL SERVICES****QUARTERLY MEETING**

MEETING DATE: June 15, 2022

ITEM NUMBER: **6A**

SUBJECT: Ambulance Patient Off-Load Time (APOT) Report

PRESENTER: Tom McGinnis
Chief, EMS Systems DivisionCONSENT: ACTION: INFORMATION: **RECOMMENDATION**

No action recommended.

FISCAL IMPACT

No fiscal impact.

BACKGROUND

In 2018, AB 2961 (O'Donnell, Chapter 656) required that LEMSAs submit APOT reports quarterly to the EMS Authority effective July 1, 2019. The bill also required the EMS Authority to calculate APOT times provided by the LEMSAs and provide biannual reports to EMS Commission and a legislative report on or by December 1, 2020. This report is the first report for the 2022 calendar year.

DISCUSSION

The included report to the EMS Commission covers one year of retrospective APOT information provided by LEMSAs between Q1 2021 and Q4 2021. EMSA continues to collect and analyze APOT submissions from participating LEMSAs. The current submission status beginning Q3 2019 through Quarter 1 of 2022 for each LEMSA can be found below.

Commission on Emergency Medical Services

June 15, 2022

Item #6A

Page 2

LEMSA	2019		2020				2021				2022
	Q3	Q4	Q1	Q2	Q3	Q4	Q1	Q2	Q3	Q4	Q1
Alameda	11/5/2019	1/2/2020	4/23/2020	7/13/2020	10/16/2020	3/2/2021	4/2/2021	7/2/2021	10/5/2021	1/5/2022	4/11/2022
Central California	10/21/2019	1/28/2020	12/9/2020	12/9/2020	12/9/2020	1/5/2021	4/26/2021	7/27/2021	10/28/2021	1/20/2022	4/19/2022
Coastal Valleys	11/27/2019	3/22/2022	3/22/2022	3/22/2022	3/22/2022	3/22/2022	3/22/2022	3/22/2022	3/22/2022	3/22/2022	4/28/2022
Contra Costa	10/30/2019	2/3/2020	8/12/2020	8/12/2020	10/7/2020	7/7/2021	7/7/2021	7/7/2021	1/5/2022	1/5/2022	4/27/2022
El Dorado	11/1/2019	1/15/2020	12/6/2021	12/6/2021	12/6/2021	12/6/2021	11/23/2021	11/23/2021	11/23/2021	1/21/2022	4/20/2022
Imperial									11/1/2021	2/1/2022	4/22/2022
Inland Counties	10/18/2019	7/21/2020	7/21/2020	7/16/2020	10/7/2020	1/13/2021	9/10/2021	9/10/2021	2/9/2022	2/9/2022	4/22/2022
Kern	10/21/2019	1/22/2020	4/23/2020	8/3/2020	10/5/2020	1/7/2021	4/12/2021	7/13/2021	10/4/2021	1/18/2022	4/8/2022
Los Angeles	12/16/2019	4/28/2020	6/25/2020	9/23/2020	2/8/2021	2/23/2022	2/23/2022	3/3/2022	3/17/2022	3/25/2022	5/11/2022
Marin	11/19/2019	11/1/2021	11/1/2021	11/1/2021	11/1/2021	11/1/2021	11/1/2021	11/1/2021	1/31/2022	1/31/2022	5/11/2022
Merced	10/4/2019	1/16/2020	4/14/2020	7/2/2020	11/16/2020		4/12/2021	10/14/2021	10/14/2021	1/27/2022	4/14/2022
Monterey	10/31/2019	1/30/2020	6/11/2020	7/30/2020	1/21/2021	1/21/2021	4/9/2021	7/19/2021	10/7/2021	1/14/2022	
Mountain Valley	11/1/2019	6/17/2020	6/17/2020	7/13/2020	11/5/2020	11/14/2021	7/13/2021	7/13/2021	10/4/2021	1/3/2022	5/10/2022
Napa	10/30/2019	1/18/2020	9/15/2020	9/15/2020	11/11/2020		5/4/2021	8/23/2021	10/31/2021	1/26/2022	
Northern Cal	10/23/2019	1/15/2020	4/30/2020	7/29/2020	10/27/2020	1/13/2021	4/19/2021	7/7/2021	10/13/2021	3/23/2022	4/4/2022
North Coast	10/31/2019	1/15/2020		8/30/2020		1/19/2021	4/14/2021	10/6/2021	10/5/2021	1/7/2022	5/10/2022
Orange	10/8/2019	1/8/2020	4/20/2020	7/7/2020	10/7/2020	1/6/2021	4/8/2021	7/8/2021	10/12/2021	1/6/2022	4/12/2022
Riverside	10/22/2019	1/16/2020	4/7/2020	12/10/2020	10/9/2020	1/8/2021	5/12/2021	9/21/2021	10/25/2021	1/25/2022	4/12/2022
Sacramento	10/10/2019	1/8/2020	5/7/2020	7/7/2020	10/9/2020	1/7/2021	4/8/2021	7/7/2021	12/8/2021	1/10/2022	4/11/2022
San Benito	10/31/2019	1/9/2020	4/7/2020	7/9/2020	10/12/2020		4/13/2021	7/14/2021	10/11/2021	1/10/2022	4/5/2022
San Diego	10/10/2019	1/15/2020	8/14/2020	8/12/2020	10/16/2020	1/12/2021	4/12/2021	7/19/2021	10/14/2021	1/14/2022	4/20/2022
San Francisco	11/19/2019	3/16/2020	6/18/2020	8/3/2020	10/23/2020	1/19/2021	7/2/2021	1/26/2022	1/26/2022	1/26/2022	4/4/2022
San Joaquin	10/10/2019	1/6/2020	4/10/2020	7/13/2020	10/9/2020	1/8/2021	4/9/2021	7/6/2021	10/14/2021	1/24/2022	4/5/2022
San Luis Obispo	10/24/2019	1/22/2020					5/19/2021	9/13/2021	3/15/2022	1/28/2022	4/13/2022
San Mateo	10/7/2019	1/2/2020	5/4/2020	7/2/2020	10/5/2020	1/4/2021	4/5/2021	7/5/2021	10/4/2021	1/3/2022	4/1/2022
Santa Barbara	11/13/2019	2/11/2020	12/8/2020	12/8/2020	12/8/2020		5/24/2021	8/2/2021	10/13/2021	1/3/2022	4/4/2022
Santa Clara	10/30/2019	1/29/2020	4/2/2020	7/29/2020	10/27/2020	2/25/2021	4/22/2021	8/25/2021	3/28/2021	3/15/2022	4/6/2022
Santa Cruz	10/30/2019	2/11/2020	4/10/2020	7/7/2020	11/4/2020	1/5/2021	4/6/2021	8/4/2021	10/12/2021	1/26/2022	4/6/2022
Sierra-Sac Valley	10/7/2019	1/5/2020	4/3/2020	7/23/2020	10/7/2020	1/11/2021	4/2/2021	7/8/2021	2/8/2022	2/8/2022	4/5/2022
Solano	12/20/2019	1/13/2020	4/23/2020	7/28/2020	10/23/2020	1/21/2021	4/27/2021	8/4/2021	10/27/2021	3/23/2022	4/27/2022
Tuolumne	12/26/2019						11/2/2021	11/2/2021	11/2/2021	1/14/2022	4/11/2022
Ventura	12/3/2019	1/3/2020	4/7/2020	7/13/2020	10/7/2020	7/29/2021	7/30/2021	8/2/2021	10/6/2021	1/19/2022	4/22/2022
Yolo	10/30/2019	1/7/2020	9/1/2021	9/1/2021	9/1/2021	9/1/2021	9/1/2021	9/1/2021	12/8/2021	2/3/2022	5/11/2022

*LEMSA submission status current as of 5/19/22

*Dates listed on the chart above shows when EMSA received APOT reports from the LEMSA

ATTACHMENT(S)

(Report to Commission: Ambulance Patient Offload Delays)



Report to Commission: Ambulance Patient Offload Delays

Emergency Medical Services Authority
California Health and Human Services Agency

June 2022

Elizabeth Basnett, Acting Director



Table of Contents

Local EMS Agency 2021 Quarter Three (3) Ambulance Patient Offload Time (APOT)	06
Alameda County EMS Agency	06
Central California EMS Agency	07
Coastal Valleys EMS Agency	08
Contra Costa County EMS Agency	09
El Dorado County EMS Agency	11
Inland Counties Emergency Medical Agency	12
Imperial County EMS Agency	13
Kern County EMS Agency	14
Los Angeles County EMS Agency	15
Marin County EMS Agency	19
Merced County EMS Agency	19
Monterey County EMS Agency	20
Mountain Valley EMS Agency	21
Napa County EMS Agency	21
North Coast EMS Agency	22
Northern California EMS Agency	23
Orange County EMS Agency	25
Riverside County EMS Agency	26
Sacramento County EMS Agency	28
San Benito County EMS Agency	29
San Diego County EMS Agency	29
San Francisco County EMS Agency	31
San Joaquin County EMS Agency	32
San Luis Obispo County EMS Agency	32

San Mateo County EMS Agency	33
Santa Barbara County EMS Agency	34
Santa Cruz County EMS Agency	35
Sierra-Sacramento Valley EMS Agency	36
Solano County EMS Agency	37
Tuolumne County EMS Agency	38
Ventura County EMS Agency	39
Yolo County EMS Agency	40
Local EMS Agency 2021 Quarter Four (4) Ambulance Patient Offload Time	41
Alameda County EMS Agency	41
Central California EMS Agency	42
Coastal Valleys EMS Agency	44
Contra Costa County EMS Agency	45
El Dorado County EMS Agency	46
Inland Counties Emergency Medical Agency	48
Imperial County EMS Agency	49
Kern County EMS Agency	50
Los Angeles County EMS Agency	51
Marin County EMS Agency	55
Merced County EMS Agency	56
Monterey County EMS Agency	57
Mountain Valley EMS Agency	58
Napa County EMS Agency	59
North Coast EMS Agency	60
Northern California EMS Agency	61
Orange County EMS Agency	63
Riverside County EMS Agency	65

Sacramento County EMS Agency	67
San Benito County EMS Agency	68
San Diego County EMS Agency	68
San Francisco County EMS Agency	70
San Joaquin County EMS Agency	71
San Luis Obispo County EMS Agency	72
San Mateo County EMS Agency	73
Santa Barbara County EMS Agency	74
Santa Clara County EMS Agency	74
Santa Cruz County EMS Agency	75
Sierra-Sacramento Valley EMS Agency	76
Solano County EMS Agency	77
Tuolumne County EMS Agency	79
Ventura County EMS Agency	79
Yolo County EMS Agency	80
Local EMS Agency 2022 Quarter One (1) Ambulance Patient Offload Time	82
Alameda County EMS Agency	82
Central California EMS Agency	83
Coastal Valleys EMS Agency	85
Contra Costa County EMS Agency	86
El Dorado County EMS Agency	87
Inland Counties Emergency Medical Agency	89
Imperial County EMS Agency	90
Kern County EMS Agency	91
Los Angeles County EMS Agency	93
Marin County EMS Agency	97
Merced County EMS Agency	97

Mountain Valley EMS Agency	98
North Coast EMS Agency	99
Northern California EMS Agency	100
Orange County EMS Agency	101
Riverside County EMS Agency	103
Sacramento County EMS Agency	105
San Benito County EMS Agency	106
San Diego County EMS Agency	106
San Francisco County EMS Agency	108
San Joaquin County EMS Agency	109
San Luis Obispo County EMS Agency	109
San Mateo County EMS Agency	110
Santa Barbara County EMS Agency	112
Santa Clara County EMS Agency	112
Santa Cruz County EMS Agency	113
Sierra-Sacramento Valley EMS Agency	114
Solano County EMS Agency	115
Tuolumne County EMS Agency	116
Ventura County EMS Agency	117
Yolo County EMS Agency	118
APOT – 1 Weighted Average 90 th Percentile by LEMSA and Hospital	119
APOT – 2 Offload Averages	129

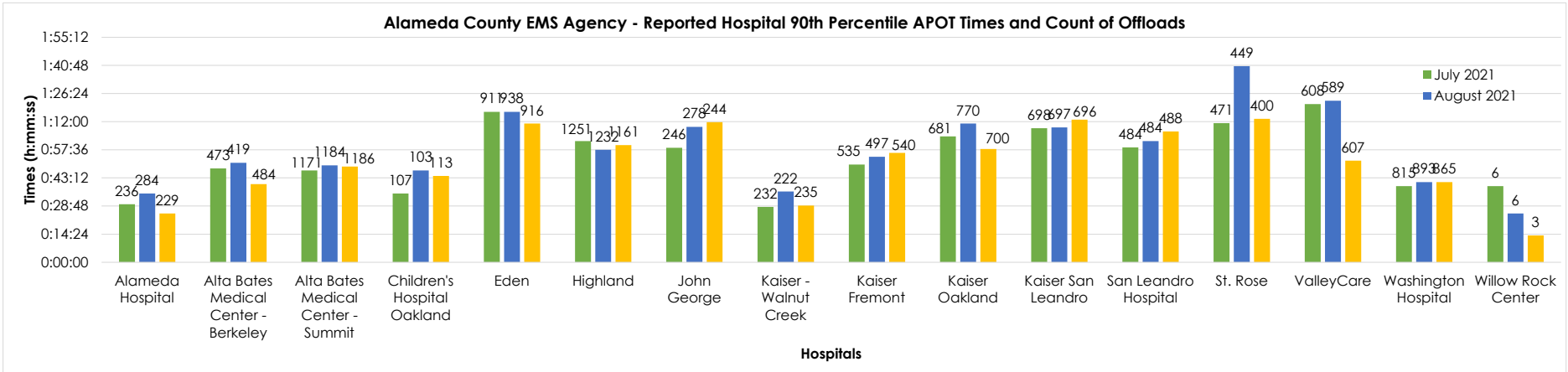
*Situations arise when an EMS provider may transport and offload a patient to a hospital outside of their own LEMSA operation area. As a result, hospitals can be reported by multiple LEMSA. Each hospital offload count represents unique patient records. Since EMS providers only report EMS data to the LEMSA in which they operate, no duplicate records are included for those hospitals that appear more than once. It should be noted that not all LEMSA report APOT data for hospitals outside of their jurisdiction.

Local EMS Agency 2021 Quarter Three (3) Ambulance Patient Offload Time (APOT)

Alameda County EMS Agency

Alameda County EMS Agency APOT - 1	July 2021		August 2021		September 2021	
	Hospital Name	Offloads	90th Percentile APOT Time	Offloads	90th Percentile APOT Time	Offloads
Alameda Hospital	236	0:29:42	284	0:35:12	229	0:25:00
Alta Bates Medical Center - Berkeley	473	0:48:00	419	0:50:54	484	0:40:00
Alta Bates Medical Center - Summit	1171	0:47:00	1184	0:49:36	1186	0:49:00
Children's Hospital Oakland	107	0:35:12	103	0:47:00	113	0:44:12
Eden	911	1:17:00	938	1:17:00	916	1:11:00
Highland	1251	1:02:00	1232	0:57:36	1161	1:00:00
John George	246	0:58:36	278	1:09:18	244	1:11:42
Kaiser - Walnut Creek	232	0:28:18	222	0:36:12	235	0:29:00
Kaiser Fremont	535	0:50:00	497	0:54:00	540	0:56:00
Kaiser Oakland	681	1:04:24	770	1:11:00	700	0:58:00
Kaiser San Leandro	698	1:08:36	697	1:09:00	696	1:13:00
San Leandro Hospital	484	0:58:48	484	1:02:00	488	1:07:00
St. Rose	471	1:11:12	449	1:40:24	400	1:13:24
ValleyCare	608	1:21:00	589	1:22:41	607	0:52:00
Washington Hospital	815	0:39:00	893	0:41:00	865	0:41:00
Willow Rock Center	6	0:39:00	6	0:25:00	3	0:13:48

Alameda County EMS Agency APOT - 2	July 2021					August 2021					September 2021				
	Hospital Name	2.1	2.2	2.3	2.4	2.5	2.1	2.2	2.3	2.4	2.5	2.1	2.2	2.3	2.4
Alameda Hospital	187	40	0	2	7	216	54	8	3	3	193	30	3	0	3
Alta Bates Medical Center - Berkeley	307	138	20	3	5	258	136	18	2	5	336	135	10	1	2
Alta Bates Medical Center - Summit	625	485	41	2	18	637	477	51	5	14	616	496	45	5	24
Children's Hospital Oakland	77	29	1	0	0	65	34	1	0	3	80	29	3	0	1
Eden	436	339	110	12	14	420	359	129	17	13	420	360	112	14	10
Highland	553	567	96	9	26	576	549	75	8	24	565	484	82	10	20
John George	92	131	20	0	3	87	146	40	4	1	69	136	32	3	4
Kaiser - Walnut Creek	175	55	0	0	2	150	66	2	1	3	178	56	1	0	0
Kaiser Fremont	330	165	29	2	9	297	157	31	4	8	309	181	39	4	7
Kaiser Oakland	377	230	58	11	5	349	319	69	16	17	348	290	46	6	10
Kaiser San Leandro	305	305	71	6	11	300	307	68	5	17	316	290	69	7	14
San Leandro Hospital	244	195	38	3	4	197	237	38	3	9	245	186	45	5	7
St. Rose	224	180	48	8	11	172	180	61	23	13	188	160	37	12	3
ValleyCare	307	196	90	8	7	296	194	73	16	10	371	196	35	1	4
Washington Hospital	573	203	23	2	14	606	242	24	3	18	553	272	23	3	14
Willow Rock Center	4	2	0	0	0	5	1	0	0	0	3	0	0	0	0

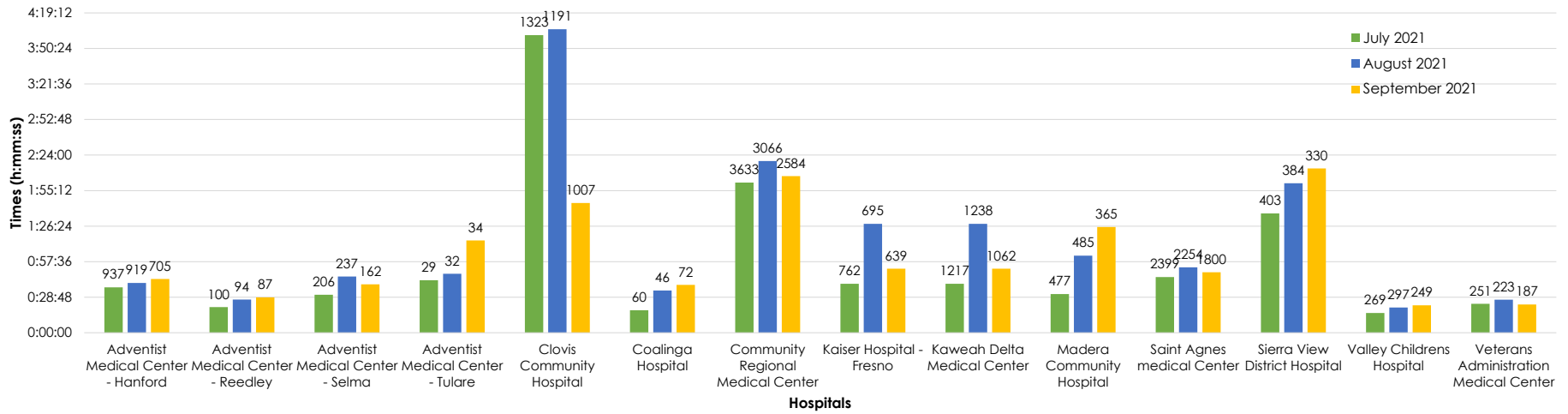


Central California EMS Agency

Hospital Name	July 2021		August 2021		September 2021	
	Offloads	90th Percentile APOT Time	Offloads	90th Percentile APOT Time	Offloads	90th Percentile APOT Time
Adventist Medical Center - Hanford	937	0:36:49	919	0:40:18	705	0:43:32
Adventist Medical Center - Reedley	100	0:20:48	94	0:26:52	87	0:28:39
Adventist Medical Center - Selma	206	0:30:48	237	0:45:37	162	0:39:16
Adventist Medical Center - Tulare	29	0:42:31	32	0:47:46	34	1:14:48
Clovis Community Hospital	1323	4:01:13	1191	4:05:56	1007	1:45:07
Coalinga Hospital	60	0:18:11	46	0:34:16	72	0:38:47
Community Regional Medical Center	3633	2:01:45	3066	2:19:12	2584	2:06:53
Kaiser Hospital - Fresno	762	0:39:40	695	1:28:17	639	0:51:56
Kaweah Delta Medical Center	1217	0:39:40	1238	1:28:17	1062	0:51:56
Madera Community Hospital	477	0:31:22	485	1:02:31	365	1:25:41
Saint Agnes medical Center	2399	0:45:08	2254	0:53:01	1800	0:49:02
Sierra View District Hospital	403	1:36:42	384	2:01:06	330	2:13:10
Valley Childrens Hospital	269	0:16:00	297	0:20:25	249	0:22:12
Veterans Administration Medical Center	251	0:23:26	223	0:26:44	187	0:22:53

Hospital Name	July 2021					August 2021					September 2021				
	2.1	2.2	2.3	2.4	2.5	2.1	2.2	2.3	2.4	2.5	2.1	2.2	2.3	2.4	2.5
Adventist Medical Center - Hanford	689	219	27	2	0	620	258	37	2	2	429	246	25	3	2
Adventist Medical Center - Reedley	87	11	0	1	1	77	14	3	0	0	68	17	2	0	0
Adventist Medical Center - Selma	158	42	5	1	0	167	56	8	3	3	106	46	9	1	0
Adventist Medical Center - Tulare	19	10	0	0	0	24	6	2	0	0	20	7	5	1	1
Clovis Community Hospital	457	526	90	72	178	404	519	75	42	151	403	465	44	19	76
Coalinga Hospital	55	5	0	0	0	36	10	0	0	0	43	27	2	0	0
Community Regional Medical Center	1566	1292	406	172	197	1374	1072	262	140	218	1089	994	233	96	172
Kaiser Hospital - Fresno	513	221	26	2	0	387	193	81	22	12	384	203	37	11	4
Kaweah Delta Medical Center	489	548	132	34	14	441	541	182	43	31	410	498	110	25	19
Madera Community Hospital	364	100	11	1	1	289	144	39	9	4	213	91	45	9	7
Saint Agnes medical Center	923	1402	73	0	1	763	1336	116	9	30	605	1108	79	6	2
Sierra View District Hospital	99	222	57	14	11	118	167	60	17	22	92	154	46	18	20
Valley Childrens Hospital	260	9	0	0	0	267	24	3	3	0	212	33	3	1	0
Veterans Administration Medical Center	206	45	0	0	0	180	43	0	0	0	162	23	1	1	0

Central California EMS Agency - Reported Hospital 90th Percentile APOT Times and Count of Offloads



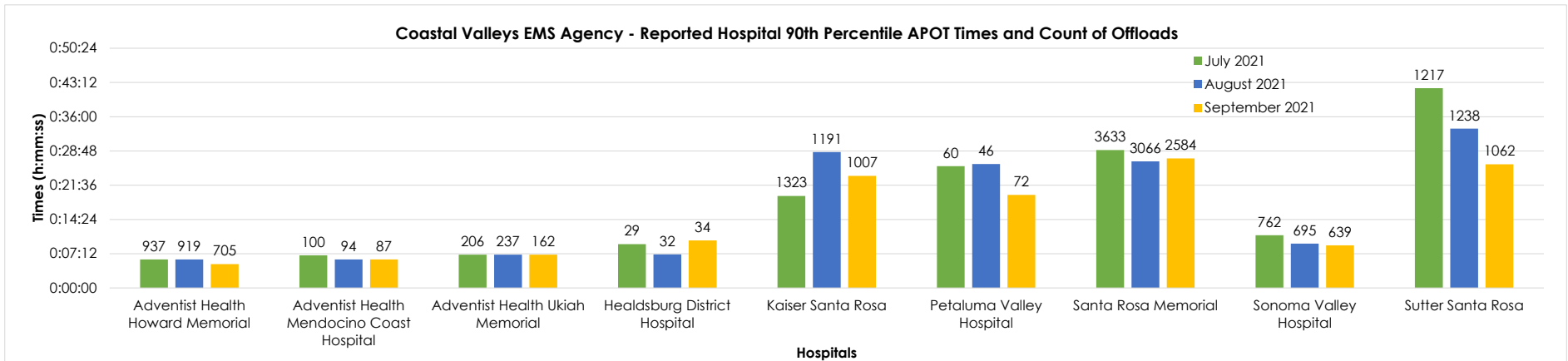
Coastal Valleys EMS Agency

Coastal Valleys EMS Agency APOT - 1

Hospital Name	July 2021		August 2021		September 2021	
	Offloads	90th Percentile APOT Time	Offloads	90th Percentile APOT Time	Offloads	90th Percentile APOT Time
Adventist Health Howard Memorial	139	0:06:00	125	0:06:00	119	0:05:00
Adventist Health Mendocino Coast Hospital	128	0:06:51	145	0:06:00	137	0:06:00
Adventist Health Ukiah Memorial	255	0:07:00	289	0:07:00	286	0:07:00
Healdsburg District Hospital	74	0:09:12	72	0:07:03	63	0:10:00
Kaiser Santa Rosa	689	0:19:21	686	0:28:34	712	0:23:34
Petaluma Valley Hospital	349	0:25:36	352	0:26:03	347	0:19:33
Santa Rosa Memorial	1117	0:29:00	1066	0:26:37	1,050	0:27:13
Sonoma Valley Hospital	166	0:11:05	155	0:09:20	134	0:08:58
Sutter Santa Rosa	686	0:42:00	619	0:33:30	587	0:26:00

Coastal Valleys EMS Agency APOT - 2

Hospital Name	July 2021					August 2021					September 2021				
	2.1	2.2	2.3	2.4	2.5	2.1	2.2	2.3	2.4	2.5	2.1	2.2	2.3	2.4	2.5
Adventist Health Howard Memorial	138	1	0	0	0	125	0	0	0	0	119	0	0	0	0
Adventist Health Mendocino Coast Hospital	128	0	0	0	0	144	1	0	0	0	137	0	0	0	0
Adventist Health Ukiah Memorial	253	2	0	0	0	288	1	0	0	0	285	1	0	0	0
Healdsburg District Hospital	73	1	0	0	0	72	0	0	0	0	63	0	0	0	0
Kaiser Santa Rosa	628	51	7	3	0	580	89	13	4	0	627	65	12	8	0
Petaluma Valley Hospital	306	37	5	1	0	308	39	2	2	1	314	26	4	1	2
Santa Rosa Memorial	950	144	13	7	3	916	133	8	7	2	885	143	10	11	1
Sonoma Valley Hospital	165	1	0	0	0	155	0	0	0	0	134	0	2	0	0
Sutter Santa Rosa	486	171	17	11	1	475	124	14	6	0	501	76	5	4	1



Contra Costa County EMS Agency

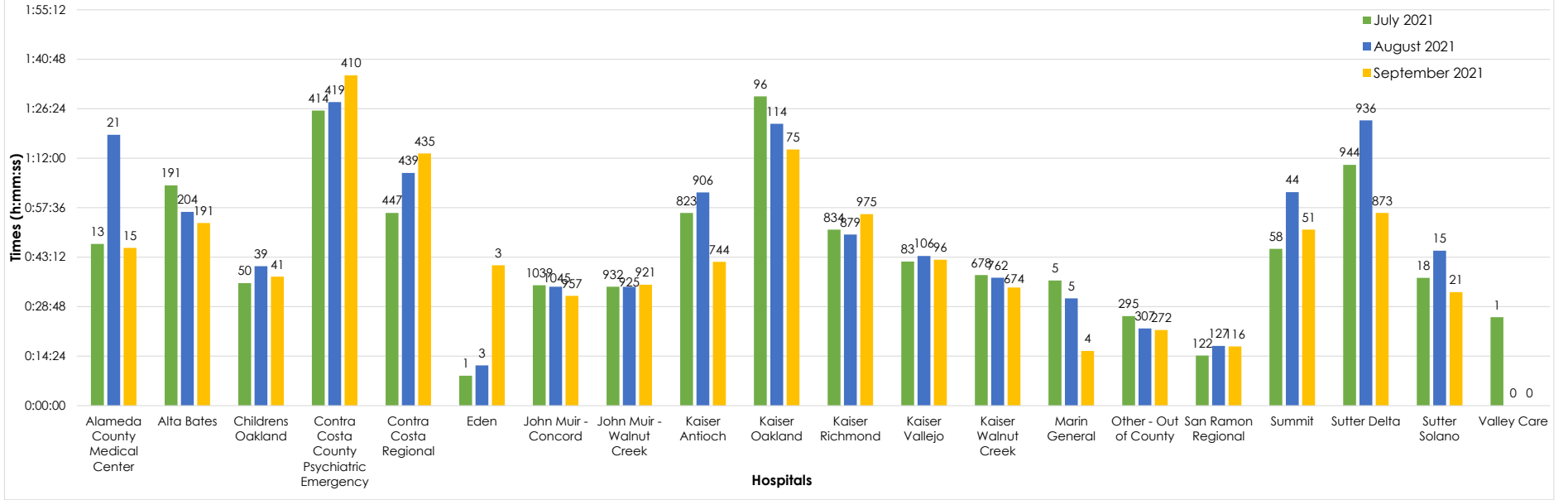
Contra Costa County EMS Agency APOT - 1

Hospital Name	July 2021		August 2021		September 2021	
	Offloads	90th Percentile APOT Time	Offloads	90th Percentile APOT Time	Offloads	90th Percentile APOT Time
Alameda County Medical Center	13	0:47:02	21	1:18:49	15	0:45:54
Alta Bates	191	1:04:04	204	0:56:23	191	0:53:08
Childrens Oakland	50	0:35:38	39	0:40:33	41	0:37:31
Contra Costa County Psychiatric Emergency	414	1:25:52	419	1:28:20	410	1:36:06
Contra Costa Regional	447	0:56:04	439	1:07:43	435	1:13:23
Eden	1	0:08:41	3	0:11:41	3	0:40:51
John Muir - Concord	1039	0:35:00	1045	0:34:36	957	0:31:55
John Muir - Walnut Creek	932	0:34:35	925	0:34:33	921	0:35:11
Kaiser Antioch	823	0:56:03	906	1:02:03	744	0:41:50
Kaiser Oakland	96	1:30:00	114	1:22:00	75	1:14:31
Kaiser Richmond	834	0:51:12	879	0:49:46	975	0:55:43
Kaiser Vallejo	83	0:41:54	106	0:43:33	96	0:42:28
Kaiser Walnut Creek	678	0:37:58	762	0:37:14	674	0:34:22
Marin General	5	0:36:24	5	0:31:12	4	0:15:55
Other - Out of County	295	0:26:03	307	0:22:28	272	0:21:59
San Ramon Regional	122	0:14:33	127	0:17:22	116	0:17:13
Summit	58	0:45:37	44	1:02:07	51	0:51:13
Sutter Delta	944	1:10:04	936	1:23:00	873	0:56:03
Sutter Solano	18	0:37:10	15	0:45:05	21	0:33:00
Valley Care	1	0:25:43	0	0:00:00	0	0:00:00

Contra Costa County EMS Agency APOT - 2

Hospital Name	July 2021					August 2021					September 2021				
	2.1	2.2	2.3	2.4	2.5	2.1	2.2	2.3	2.4	2.5	2.1	2.2	2.3	2.4	2.5
Alameda County Medical Center	8	5	0	0	0	6	12	3	0	0	10	4	1	0	0
Alta Bates	35	134	18	4	0	47	138	18	1	0	43	135	12	1	0
Childrens Oakland	32	17	1	0	0	19	20	0	0	0	18	22	0	1	0
Contra Costa County Psychiatric Emergency	176	231	36	3	1	157	220	48	9	5	183	194	50	6	2
Contra Costa Regional	1	0	0	0	0	3	0	0	0	0	1	2	0	0	0
Eden	637	389	13	0	0	633	405	7	0	0	627	324	6	0	0
John Muir - Concord	571	358	3	0	0	544	372	9	0	0	560	344	15	2	0
John Muir - Walnut Creek	272	479	69	3	0	262	546	74	15	9	296	432	15	1	0
Kaiser Antioch	15	61	14	6	0	20	72	22	0	0	11	47	16	1	0
Kaiser Oakland	269	515	49	1	0	276	561	39	3	0	262	640	68	4	1
Kaiser Richmond	39	40	4	0	0	39	63	4	0	0	42	52	2	0	0
Kaiser Vallejo	311	361	5	1	0	387	371	4	0	0	352	322	0	0	0
Kaiser Walnut Creek	3	2	0	0	0	4	1	0	0	0	4	0	0	0	0
Marin General	242	50	3	0	0	261	44	2	0	0	236	33	3	0	0
Other - Out of County	64	254	87	8	1	72	232	97	12	6	57	226	108	14	5
San Ramon Regional	122	0	0	0	0	119	7	1	0	0	110	5	0	0	1
Summit	12	44	2	0	0	11	28	5	0	0	19	30	2	0	0
Sutter Delta	290	523	117	13	1	224	509	171	29	3	329	469	73	2	0
Sutter Solano	5	13	0	0	0	9	5	1	0	0	8	12	1	0	0
Valley Care	0	1	0	0	0	0	0	0	0	0	0	0	0	0	0

Contra Costa County EMS Agency - Reported Hospital 90th Percentile APOT Times and Count of Offloads



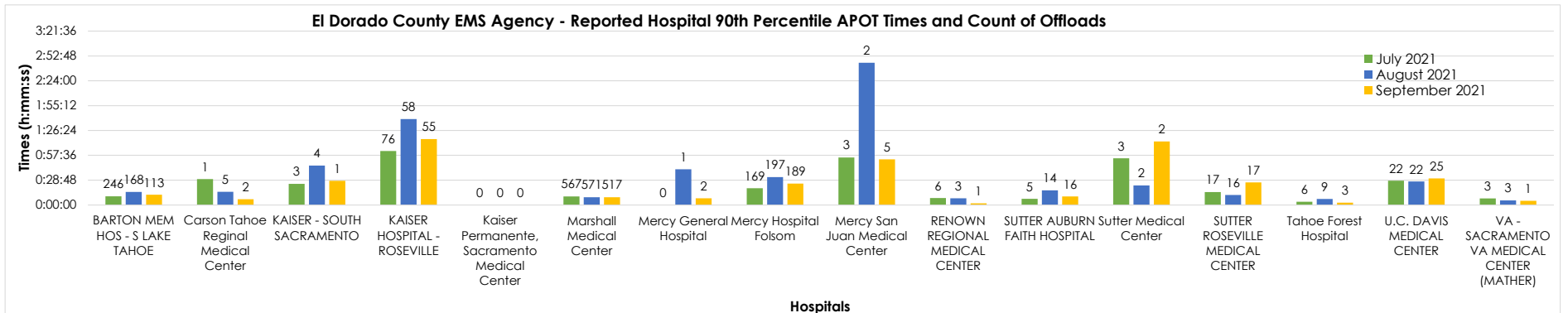
El Dorado County EMS Agency

El Dorado County EMS Agency APOT - 1

Hospital Name	July 2021		August 2021		September 2021	
	Offloads	90th Percentile APOT Time	Offloads	90th Percentile APOT Time	Offloads	90th Percentile APOT Time
BARTON MEM HOS - S LAKE TAHOE	246	0:10:00	168	0:15:03	113	0:11:49
Carson Tahoe Reginal Medical Center	1	0:30:00	5	0:15:15	2	0:06:42
KAISER - SOUTH SACRAMENTO	3	0:24:30	4	0:45:43	1	0:27:57
KAISER HOSPITAL - ROSEVILLE	76	1:02:37	58	1:39:40	55	1:16:22
Kaiser Permanente, Sacramento Medical Center	0	0:00:00	0	0:00:00	0	0:00:00
Marshall Medical Center	567	0:09:58	571	0:09:00	517	0:09:00
Mercy General Hospital	0	0:00:00	1	0:41:26	2	0:07:44
Mercy Hospital Folsom	169	0:19:27	197	0:32:18	189	0:24:48
Mercy San Juan Medical Center	3	0:55:07	2	2:44:58	5	0:52:51
RENOWN REGIONAL MEDICAL CENTER	6	0:08:00	3	0:07:49	1	0:01:53
SUTTER AUBURN FAITH HOSPITAL	5	0:07:08	14	0:17:02	16	0:09:53
Sutter Medical Center	3	0:54:04	2	0:22:39	2	1:13:43
SUTTER ROSEVILLE MEDICAL CENTER	17	0:15:01	16	0:11:34	17	0:26:14
Tahoe Forest Hospital	6	0:03:48	9	0:06:58	3	0:02:38
U.C. DAVIS MEDICAL CENTER	22	0:28:08	22	0:27:11	25	0:30:44
VA - SACRAMENTO VA MEDICAL CENTER (MATHER)	3	0:07:39	3	0:05:14	1	0:04:51

El Dorado County EMS Agency APOT - 2

Hospital Name	July 2021					August 2021					September 2021				
	2.1	2.2	2.3	2.4	2.5	2.1	2.2	2.3	2.4	2.5	2.1	2.2	2.3	2.4	2.5
BARTON MEM HOS - S LAKE TAHOE	243	3	0	0	0	157	11	0	0	0	109	4	0	0	0
Carson Tahoe Reginal Medical Center	0	1	0	0	0	5	0	0	0	0	2	0	0	0	0
KAISER - SOUTH SACRAMENTO	1	2	0	0	0	1	3	0	0	0	0	1	0	0	0
KAISER HOSPITAL - ROSEVILLE	52	14	8	2	0	27	17	12	2	0	35	12	7	1	0
Kaiser Permanente, Sacramento Medical Center	0	0	0	0	0	0	0	0	0	0	0	0	0	0	0
Marshall Medical Center	564	3	0	0	0	568	3	0	0	0	510	6	1	0	0
Mercy General Hospital	0	0	0	0	0	0	1	0	0	0	2	0	0	0	0
Mercy Hospital Folsom	153	16	0	0	0	158	27	11	1	0	159	26	4	0	0
Mercy San Juan Medical Center	1	2	0	0	0	0	1	0	0	1	2	2	1	0	0
RENOWN REGIONAL MEDICAL CENTER	6	0	0	0	0	3	0	0	0	0	1	0	0	0	0
SUTTER AUBURN FAITH HOSPITAL	5	0	0	0	0	13	1	0	0	0	16	0	0	0	0
Sutter Medical Center	2	1	0	0	0	1	1	0	0	0	1	1	0	0	0
SUTTER ROSEVILLE MEDICAL CENTER	17	0	0	0	0	15	1	0	0	0	14	3	0	0	0
Tahoe Forest Hospital	6	0	0	0	0	9	0	0	0	0	3	0	0	0	0
U.C. DAVIS MEDICAL CENTER	18	3	1	0	0	17	5	0	0	0	21	2	1	1	0
VA - SACRAMENTO VA MEDICAL CENTER (MATHER)	3	0	0	0	0	3	0	0	0	0	1	0	0	0	0



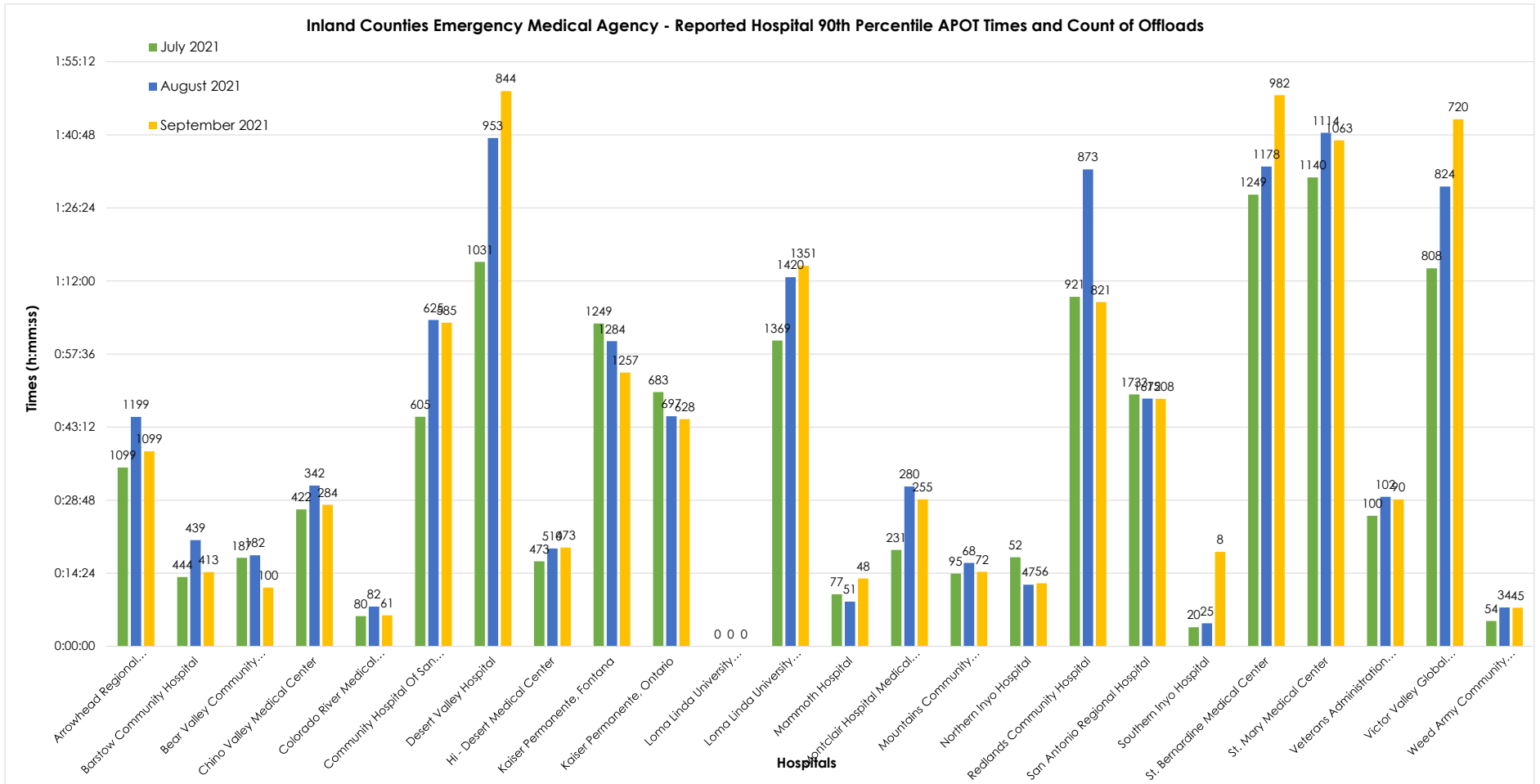
Inland Counties Emergency Medical Agency

Inland Counties Emergency Medical Agency APOT - 1

Hospital Name	July 2021		August 2021		September 2021	
	Offloads	90th Percentile APOT Time	Offloads	90th Percentile APOT Time	Offloads	90th Percentile APOT Time
Arrowhead Regional Medical Center	1099	0:35:14	1199	0:45:13	1099	0:38:26
Barstow Community Hospital	444	0:13:40	439	0:20:55	413	0:14:39
Bear Valley Community Healthcare District	187	0:17:27	182	0:17:56	100	0:11:34
Chino Valley Medical Center	422	0:26:59	342	0:31:40	284	0:27:54
Colorado River Medical Center	80	0:05:57	82	0:07:50	61	0:06:07
Community Hospital Of San Bernardino	605	0:45:14	625	1:04:19	585	1:03:47
Desert Valley Hospital	1031	1:15:46	953	1:40:10	844	1:49:26
Hi - Desert Medical Center	473	0:16:45	510	0:19:17	473	0:19:27
Kaiser Permanente, Fontana	1249	1:03:37	1284	1:00:09	1257	0:53:57
Kaiser Permanente, Ontario	683	0:50:07	697	0:45:20	628	0:44:46
Loma Linda University Children's Hospital	0	0:00:00	0	0:00:00	0	0:00:00
Loma Linda University Medical Center	1369	1:00:16	1420	1:12:45	1351	1:15:00
Mammoth Hospital	77	0:10:15	51	0:08:49	48	0:13:23
Montclair Hospital Medical Center	231	0:18:59	280	0:31:30	255	0:28:58
Mountains Community Hospital	95	0:14:19	68	0:16:26	72	0:14:41
Northern Inyo Hospital	52	0:17:33	47	0:12:08	56	0:12:25
Redlands Community Hospital	921	1:08:52	873	1:34:00	821	1:07:51
San Antonio Regional Hospital	1733	0:49:39	1672	0:48:49	1508	0:48:47
Southern Inyo Hospital	20	0:03:46	25	0:04:32	8	0:18:36
St. Bernardine Medical Center	1249	1:29:00	1178	1:34:34	982	1:48:38
St. Mary Medical Center	1140	1:32:25	1114	1:41:12	1063	1:39:43
Veterans Administration Loma Linda Healthcar	100	0:25:44	102	0:29:27	90	0:28:56
Victor Valley Global Medical Center	808	1:14:30	824	1:30:36	720	1:43:51
Weed Army Community Hospital (Wach) - Ft Ir	54	0:05:00	34	0:07:39	45	0:07:36

Inland Counties Emergency Medical Agency APOT - 2

Hospital Name	July 2021					August 2021					September 2021				
	2.1	2.2	2.3	2.4	2.5	2.1	2.2	2.3	2.4	2.5	2.1	2.2	2.3	2.4	2.5
Arrowhead Regional Medical Center	827	249	22	1	0	800	331	57	9	2	805	256	31	6	1
Barstow Community Hospital	427	16	1	0	0	392	47	0	0	0	397	15	1	0	0
Bear Valley Community Healthcare District	174	13	0	0	0	166	14	2	0	0	98	2	0	0	0
Chino Valley Medical Center	341	79	2	0	0	268	69	5	0	0	223	60	1	0	0
Colorado River Medical Center	78	1	1	0	0	82	0	0	0	0	60	1	0	0	0
Community Hospital Of San Bernardino	281	296	23	4	1	197	354	66	5	3	193	319	69	4	0
Desert Valley Hospital	237	602	160	25	7	224	445	225	43	16	179	411	191	46	17
Hi - Desert Medical Center	444	29	0	0	0	465	41	4	0	0	432	39	2	0	0
Kaiser Permanente, Fontana	617	498	119	12	3	535	618	112	19	0	567	597	86	7	0
Kaiser Permanente, Ontario	348	296	34	5	0	360	307	29	0	1	288	310	28	2	0
Loma Linda University Children's Hospital	0	0	0	0	0	0	0	0	0	0	0	0	0	0	0
Loma Linda University Medical Center	635	593	126	12	3	590	612	174	35	9	563	565	183	35	5
Mammoth Hospital	76	1	0	0	0	51	0	0	0	0	47	1	0	0	0
Montclair Hospital Medical Center	209	20	2	0	0	220	53	7	0	0	190	58	5	2	0
Mountains Community Hospital	91	4	0	0	0	66	2	0	0	0	71	1	0	0	0
Northern Inyo Hospital	47	5	0	0	0	46	1	0	0	0	55	1	0	0	0
Redlands Community Hospital	331	463	105	19	3	246	408	184	29	6	346	374	90	9	2
San Antonio Regional Hospital	797	839	92	4	1	722	869	73	5	3	609	826	59	11	3
Southern Inyo Hospital	20	0	0	0	0	25	0	0	0	0	7	1	0	0	0
St. Bernardine Medical Center	271	674	246	46	12	236	614	271	47	10	205	462	233	61	21
St. Mary Medical Center	177	627	282	44	10	148	576	322	46	22	195	537	270	46	15
Veterans Administration Loma Linda Healthcar	81	19	0	0	0	73	26	2	1	0	67	23	0	0	0
Victor Valley Global Medical Center	210	460	125	10	3	186	426	184	25	3	136	357	176	37	14
Weed Army Community Hospital (Wach) - Ft Ir	54	0	0	0	0	34	0	0	0	0	45	0	0	0	0



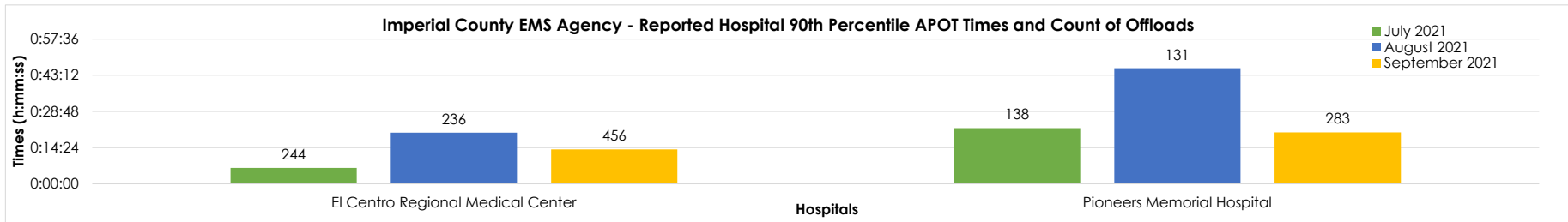
Imperial County EMS Agency

Imperial County EMS Agency APOT - 1

Hospital Name	July 2021		August 2021		September 2021	
	Offloads	90th Percentile APOT Time	Offloads	90th Percentile APOT Time	Offloads	90th Percentile APOT Time
El Centro Regional Medical Center	244	0:06:19	236	0:20:22	456	0:13:42
Pioneers Memorial Hospital	138	0:22:09	131	0:46:00	283	0:20:27

Imperial County EMS Agency APOT - 2

Hospital Name	July 2021					August 2021					September 2021				
	2.1	2.2	2.3	2.4	2.5	2.1	2.2	2.3	2.4	2.5	2.1	2.2	2.3	2.4	2.5
El Centro Regional Medical Center	199	43	2	0	0	203	29	4	0	0	391	62	3	0	0
Pioneers Memorial Hospital	127	11	0	0	0	121	9	0	0	1	260	22	1	0	0

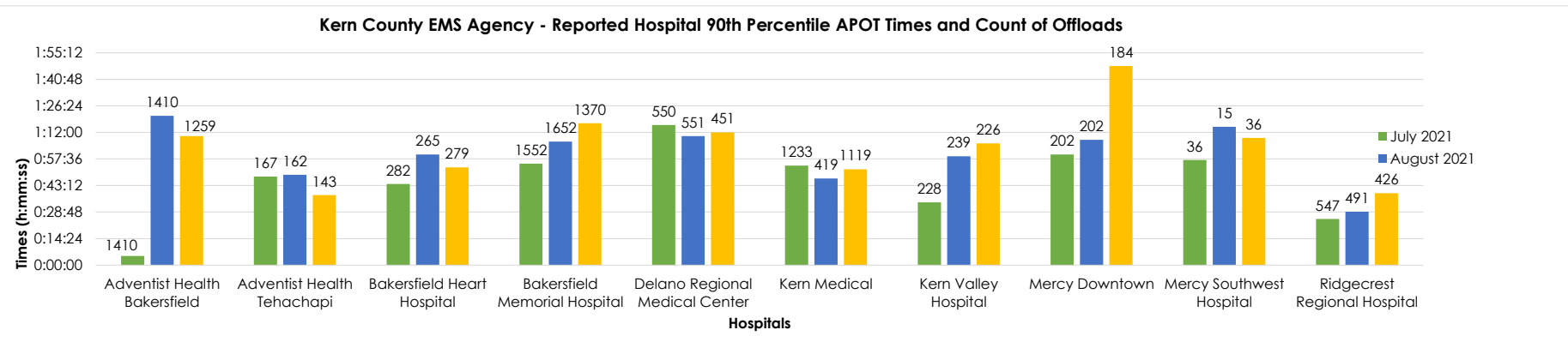


Kern County EMS Agency APOT - 1

Hospital Name	July 2021		August 2021		September 2021	
	Offloads	90th Percentile APOT Time	Offloads	90th Percentile APOT Time	Offloads	90th Percentile APOT Time
Adventist Health Bakersfield	1410	0:05:00	1410	1:21:00	1259	1:10:00
Adventist Health Tehachapi	167	0:48:00	162	0:49:00	143	0:38:00
Bakersfield Heart Hospital	282	0:44:00	265	1:00:00	279	0:53:00
Bakersfield Memorial Hospital	1552	0:55:00	1652	1:07:00	1370	1:17:00
Delano Regional Medical Center	550	1:16:00	551	1:10:00	451	1:12:00
Kern Medical	1233	0:54:00	419	0:47:00	1119	0:52:00
Kern Valley Hospital	228	0:34:00	239	0:59:00	226	1:06:00
Mercy Downtown	202	1:00:00	202	1:08:00	184	1:48:00
Mercy Southwest Hospital	36	0:57:00	15	1:15:00	36	1:09:00
Ridgecrest Regional Hospital	547	0:25:00	491	0:29:00	426	0:39:00

Kern County EMS Agency APOT - 2

Hospital Name	July 2021					August 2021					September 2021				
	2.1	2.2	2.3	2.4	2.5	2.1	2.2	2.3	2.4	2.5	2.1	2.2	2.3	2.4	2.5
Adventist Health Bakersfield	429	1020	93	9	1	290	1054	242	48	18	233	931	177	24	5
Adventist Health Tehachapi	174	88	17	1	2	142	105	9	4	5	172	99	6	0	2
Bakersfield Heart Hospital	102	121	4	0	1	62	152	21	2	2	78	131	13	3	1
Bakersfield Memorial Hospital	527	767	102	12	2	530	700	146	25	9	481	603	128	37	10
Delano Regional Medical Center	10	19	6	1	0	2	10	3	0	0	14	12	9	0	1
Kern Medical	486	692	55	0	0	153	249	17	0	0	377	688	52	2	0
Kern Valley Hospital	120	37	7	2	1	110	35	12	4	1	80	47	12	1	3
Mercy Downtown	158	337	46	8	1	169	312	57	11	2	114	230	71	24	12
Mercy Southwest Hospital	209	291	43	2	2	161	259	50	14	7	133	233	49	6	5
Ridgecrest Regional Hospital	166	30	4	1	1	166	29	7	0	0	148	30	6	0	0



Los Angeles County EMS Agency

Los Angeles County EMS Agency APOT -1

Hospital Name	July 2021		August 2021		September 2021	
	Offloads	90th Percentile APOT Time	Offloads	90th Percentile APOT Time	Offloads	90th Percentile APOT Time
Adventist Health--Glendale	779	0:40:00	745	0:38:00	754	0:23:00
Adventist Health--White Memorial	285	0:39:00	273	0:48:00	200	0:28:00
Alhambra Hospital Medical Center	214	0:16:00	241	0:20:00	235	0:21:00
Antelope Valley Hospital	1,898	1:08:00	1,969	1:04:00	1,819	1:04:30
Beverly Hospital	567	0:24:00	599	0:31:00	390	0:13:00
Catalina Island Medical Center	28	0:10:18	36	0:15:00	21	0:08:00
Cedars Sinai Medical Center	1,586	0:44:00	1,583	0:45:00	1,413	0:46:00
Cedars-Sinai Marina Del Rey Hospital	687	0:40:00	567	0:52:00	648	0:51:00
Centinela Hospital Medical Center	1,855	0:57:00	1,809	1:14:12	1,638	0:57:00
Children's Hospital Los Angeles	84	0:22:00	89	0:18:12	89	0:21:12
Coast Plaza Hospital	318	1:35:18	321	1:27:00	183	0:13:48
College Medical Center	541	0:33:00	550	0:55:00	507	0:40:00
Community Hospital of Huntington Park	613	1:02:36	659	1:10:12	313	0:50:24
Dignity Health--California Hospital Medical Center	846	0:52:30	866	1:00:00	770	0:53:06
Dignity Health--Glendale Memorial Hospital Medical Center	386	0:20:00	454	0:26:42	373	0:21:00
Dignity Health--Northridge Hospital Medical Center	1,190	0:25:00	1,112	0:28:00	1,013	0:25:00
Dignity Health--St. Mary Medical Center	719	0:40:00	655	0:45:00	749	0:39:00
East Los Angeles Doctors Hospital	349	0:30:12	275	0:41:48	129	0:20:00
Emanate Health Foothill Prebyterian Hospital	501	0:38:00	493	1:26:48	216	0:13:00
Emanate Health Inter-Community Hospital	461	0:52:00	451	1:08:00	243	0:17:00
Emanate Health Queen of the Valley Campus	725	1:00:00	540	1:22:06	330	0:18:00
Encino Hospital Medical Center	160	0:15:06	199	0:21:00	154	0:17:42
Garfield Medical Center	247	0:14:24	248	0:22:00	198	0:10:00
Greater El Monte Community Hospital	383	0:34:48	432	0:47:54	147	0:10:00
Henry Mayo Newhall Hospital	1,135	0:37:00	1,128	0:41:00	1,073	0:33:00
Hollywood Presbyterian Medical Center	949	0:35:00	863	0:37:00	816	0:38:00
Huntington Hospital	981	0:30:00	1,046	0:27:00	967	0:23:00
Kaiser Foundation - Baldwin Park	276	1:24:30	297	1:04:00	118	0:21:36
Kaiser Foundation - Bellflower	498	1:39:36	543	2:03:00	304	1:14:42
Kaiser Foundation - Los Angeles	261	0:48:00	280	0:42:00	278	0:43:18
Kaiser Foundation - Panorama City	358	0:28:00	392	0:31:00	463	0:35:00
Kaiser Foundation - South Bay	404	0:54:00	460	0:56:00	461	0:44:54
Kaiser Foundation - West Los Angeles	694	0:38:00	720	0:34:00	691	0:36:00
Kaiser Foundation - Woodland Hills	152	1:01:00	228	1:02:36	204	0:39:00
LAC Harbor-UCLA Medical Center	1,085	0:56:00	968	1:04:00	930	0:57:00
LAC Olive Medical Center	344	0:35:00	360	0:33:00	349	0:40:00
LAC+USC Medical Center	2,090	0:33:00	2,130	0:37:00	2,028	0:36:00
Lakewood Regional Medical Center	595	1:39:12	583	1:55:24	353	0:37:48
Long Beach V.A. (NON-BASIC)	14	0:44:54	13	0:49:24	26	0:41:30
Los Angeles Community Hospital - Olympic	2	0:00:54	1	0:07:00	1	0:04:00
Los Angeles Community Hospital at Norwalk	119	0:53:12	130	0:38:12	43	0:08:48
Martin Luther King, Jr. Community Hospital	540	1:10:00	558	1:01:18	544	0:50:42
Memorial Care Long Beach Medical Center	741	0:50:00	699	0:49:00	724	0:40:42
Memorial Hospital of Gardena	1,123	0:46:00	966	1:09:00	874	0:48:00
Methodist Hospital of Southern California	887	0:41:00	866	0:44:30	611	0:21:00
Mission Community Hospital	391	0:28:00	348	0:29:00	293	0:23:00
Monterey Park Hospital	83	0:14:42	97	0:15:24	77	0:11:24
Pacific Hospital of the Valley	304	0:25:00	281	0:24:00	254	0:22:42
Palmdale Regional Medical Center	925	1:24:36	939	2:03:00	895	1:21:36
PIH Health Downey Hospital	539	0:50:00	536	1:07:00	411	0:44:00
PIH Health Good Samaritan Hospital	1,033	0:36:48	975	0:34:00	979	0:35:00
PIH Health Whittier Hospital	1,043	0:51:00	985	0:59:00	457	0:11:24
Pomona Valley Hospital Medical Center	1,450	0:45:00	1,389	0:51:12	692	0:17:00
Providence Cedars-Sinai Tarzana Medical Center	549	0:29:00	507	0:30:00	475	0:29:00

Los Angeles County EMS Agency APOT -1 Cont...

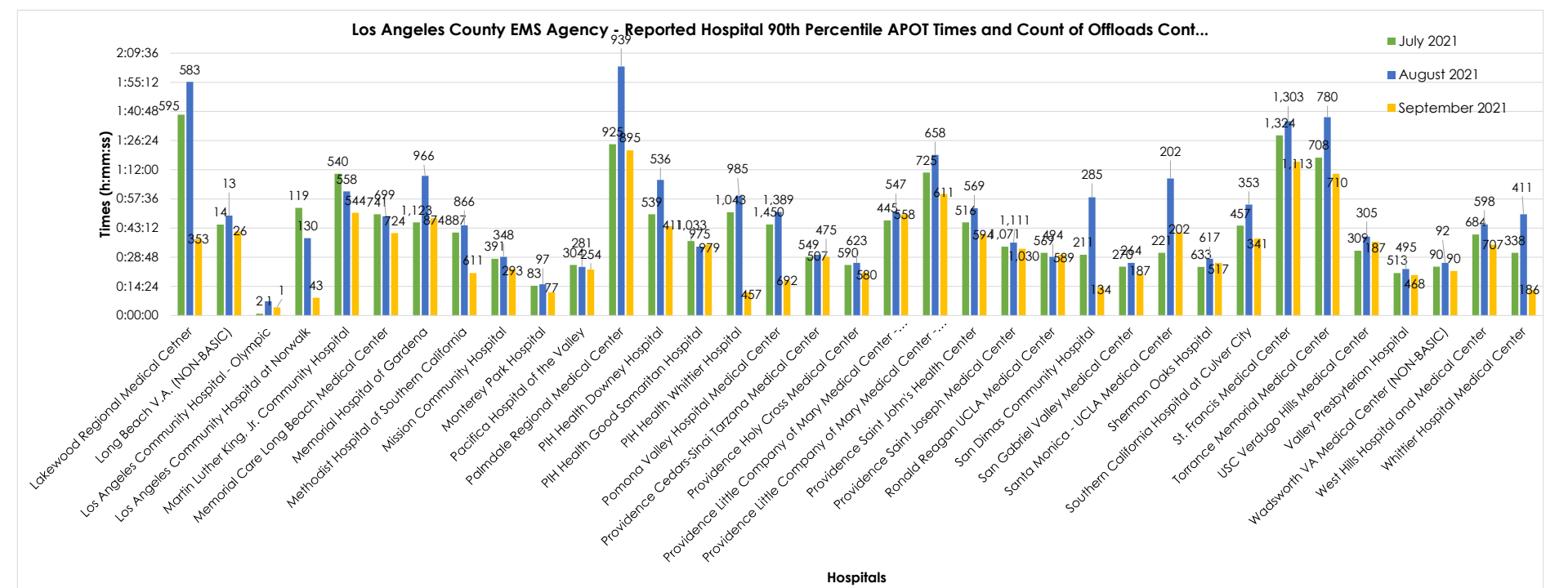
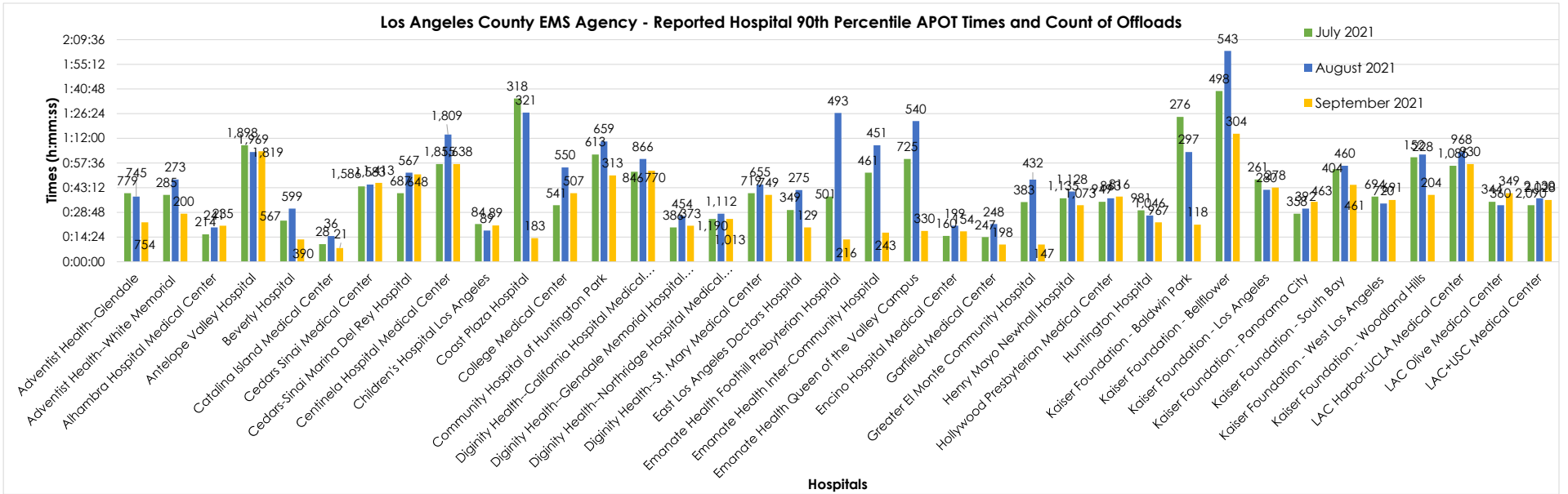
Hospital Name	July 2021		August 2021		September 2021	
	Offloads	90th APOT Time	Offloads	90th APOT Time	Offloads	90th APOT Time
Providence Holy Cross Medical Center	590	0:25:00	623	0:26:00	580	0:21:06
Providence Little Company of Mary Medical Center - San Pedro	445	0:47:00	547	0:51:18	558	0:50:00
Providence Little Company of Mary Medical Center - Torrance	725	1:10:36	658	1:19:18	611	1:00:00
Providence Saint John's Health Center	516	0:46:00	569	0:53:00	594	0:40:00
Providence Saint Joseph Medical Center	1,071	0:34:00	1,111	0:36:00	1,030	0:33:00
Ronald Reagan UCLA Medical Center	569	0:31:00	494	0:29:00	589	0:30:00
San Dimas Community Hospital	211	0:30:00	285	0:58:24	134	0:14:00
San Gabriel Valley Medical Center	270	0:24:06	264	0:26:00	187	0:20:24
Santa Monica - UCLA Medical Center	221	0:31:00	202	1:07:42	202	0:41:00
Sherman Oaks Hospital	633	0:24:00	617	0:28:00	517	0:26:00
Southern California Hospital at Culver City	457	0:44:24	353	0:54:48	341	0:38:00
St. Francis Medical Center	1,324	1:29:00	1,303	1:36:00	1,113	1:16:00
Torrance Memorial Medical Center	708	1:18:00	780	1:38:00	710	1:10:00
USC Verdugo Hills Medical Center	309	0:32:00	305	0:39:00	187	0:36:24
Valley Presbyterian Hospital	513	0:21:00	495	0:23:00	468	0:20:00
Wadsworth VA Medical Center (NON-BASIC)	90	0:24:06	92	0:26:00	90	0:22:00
West Hills Hospital and Medical Center	684	0:40:00	598	0:45:00	707	0:35:00
Whittier Hospital Medical Center	338	0:31:00	411	0:50:00	186	0:12:30

Los Angeles County EMS Agency APOT - 2

Hospital Name	July 2021					August 2021					September 2021				
	2.1	2.2	2.3	2.4	2.5	2.1	2.2	2.3	2.4	2.5	2.1	2.2	2.3	2.4	2.5
Adventist Health--Glendale	601	137	36	5	0	561	140	33	10	1	649	91	13	1	0
Adventist Health--White Memorial	204	71	10	0	0	174	77	18	4	0	162	34	3	1	0
Alhambra Hospital Medical Center	202	12	0	0	0	215	25	1	0	0	205	29	1	0	0
Antelope Valley Hospital	721	783	220	95	79	685	904	211	83	86	614	867	204	72	62
Beverly Hospital	467	93	7	0	0	438	147	12	2	0	376	13	1	0	0
Catalina Island Medical Center	25	2	1	0	0	34	2	0	0	0	21	0	0	0	0
Cedars Sinai Medical Center	901	617	61	7	0	773	723	86	1	0	756	571	77	9	0
Cedars-Sinai Marina Del Rey Hospital	361	300	24	2	0	275	248	37	6	1	334	266	42	4	2
Centifela Hospital Medical Center	677	986	144	34	14	536	974	209	57	33	528	922	139	34	15
Children's Hospital Los Angeles	73	11	0	0	0	82	7	0	0	0	77	11	1	0	0
City of Hope National Medical Center	0	0	0	0	0	0	0	0	0	0	0	0	0	0	0
Coast Plaza Hospital	163	95	28	19	13	157	97	40	19	8	171	11	1	0	0
College Medical Center	419	111	9	1	1	366	136	36	9	3	363	116	21	5	2
Community Hospital of Huntington Park	236	307	57	8	5	253	314	77	12	3	185	105	22	1	0
Community Hospital of Long Beach	0	0	0	0	0	0	0	0	0	0	0	0	0	0	0
Dignity Health--California Hospital Medical Center	425	355	62	4	0	459	322	75	9	1	382	329	57	2	0
Dignity Health--Glendale Memorial Hospital Medical Center	345	40	1	0	0	373	74	7	0	0	329	38	6	0	0
Dignity Health--Northridge Hospital Medical Center	960	222	8	0	0	857	249	6	0	0	802	207	4	0	0
Dignity Health--St. Mary Medical Center	520	168	28	3	0	475	144	31	4	1	542	181	23	3	0
East Los Angeles Doctors Hospital	256	87	4	1	1	180	81	12	1	1	114	14	0	1	0
Emanate Health Foothill Prebyterian Hospital	313	155	25	8	0	199	193	64	22	15	207	9	0	0	0
Emanate Health Inter-Community Hospital	270	150	36	3	2	222	170	45	9	5	220	21	2	0	0
Emanate Health Queen of the Valley Campus	416	226	57	17	9	282	173	44	22	19	299	24	3	4	0
Encino Hospital Medical Center	154	6	0	0	0	177	20	2	0	0	140	13	1	0	0
Garfield Medical Center	224	21	2	0	0	215	25	6	1	1	191	6	0	1	0
Greater El Monte Community Hospital	282	79	20	2	0	248	144	32	6	2	144	3	0	0	0
Henry Mayo Newhall Hospital	750	339	43	3	0	653	421	51	1	2	677	376	19	1	0
Hollywood Presbyterian Medical Center	644	281	24	0	0	551	290	20	2	0	495	295	20	5	1
Huntington Hospital	785	167	24	5	0	860	160	22	4	0	843	110	12	2	0
Kaiser Foundation - Baldwin Park	128	104	32	8	4	123	138	26	6	4	102	15	1	0	0
Kaiser Foundation - Bellflower	183	207	68	26	14	194	206	83	36	24	152	110	28	6	8
Kaiser Foundation - Los Angeles	156	86	16	2	1	160	109	9	2	0	145	122	10	1	0
Kaiser Foundation - Panorama City	239	119	0	0	0	243	147	2	0	0	286	174	3	0	0
Kaiser Foundation - South Bay	182	185	29	7	1	203	211	36	6	4	209	218	28	6	0

Los Angeles County EMS Agency APOT - 2 Cont...

Hospital Name	July 2021					August 2021					September 2021				
	2.1	2.2	2.3	2.4	2.5	2.1	2.2	2.3	2.4	2.5	2.1	2.2	2.3	2.4	2.5
Kaiser Foundation - West Los Angeles	392	280	21	1	0	386	313	21	0	0	372	307	12	0	0
Kaiser Foundation - Woodland Hills	83	52	16	1	0	131	72	19	6	0	135	59	9	0	1
LAC Harbor-UCLA Medical Center	620	357	79	20	9	514	341	82	21	10	501	341	65	16	7
LAC Olive Medical Center	239	95	10	0	0	260	95	3	2	0	245	90	11	3	0
LAC+USC Medical Center	1400	659	30	1	0	1328	756	44	2	0	1329	665	33	1	0
Lakewood Regional Medical Center	244	197	99	34	21	236	181	91	45	30	269	62	14	6	2
Long Beach V.A. (NON-BASIC)	7	7	0	0	0	5	7	1	0	0	11	15	0	0	0
Los Angeles Community Hospital - Olympic	2	0	0	0	0	1	0	0	0	0	1	0	0	0	0
Los Angeles Community Hospital at Norwalk	75	31	10	3	0	91	34	4	1	0	43	0	0	0	0
Martin Luther King, Jr. Community Hospital	164	277	78	16	5	226	264	55	13	0	258	238	43	5	0
Memorial Care Long Beach Medical Center	518	160	47	12	4	505	139	34	14	7	555	129	20	13	7
Memorial Hospital of Gardena	562	472	83	3	3	409	418	111	23	5	393	424	52	3	2
Methodist Hospital of Southern California	621	216	39	10	1	549	237	69	8	3	537	70	4	0	0
Mission Community Hospital	293	94	4	0	0	262	86	0	0	0	238	54	0	1	0
Monterey Park Hospital	78	5	0	0	0	86	9	2	0	0	74	3	0	0	0
Pacifica Hospital of the Valley	253	47	3	1	0	235	46	0	0	0	219	32	3	0	0
Palmdale Regional Medical Center	297	391	141	56	40	250	403	140	58	88	264	419	131	34	47
PIH Health Downey Hospital	348	151	26	12	2	321	148	50	14	3	282	104	21	4	0
PIH Health Good Samaritan Hospital	664	347	20	2	0	623	334	18	0	0	617	337	25	0	0
PIH Health Whittier Hospital	542	432	56	11	2	497	391	84	11	2	437	18	1	1	0
Pomona Valley Hospital Medical Center	866	486	77	15	6	778	475	90	24	22	639	47	3	1	2
Providence Cedars-Sinai Tarzana Medical Center	414	132	3	0	0	357	143	7	0	0	326	147	2	0	0
Providence Holy Cross Medical Center	501	78	9	2	0	512	108	3	0	0	508	68	4	0	0
Providence Little Company of Mary Medical Center - San Pedro	274	147	21	3	0	327	179	31	9	1	289	230	36	2	1
Providence Little Company of Mary Medical Center - Torrance	319	312	67	24	3	255	294	90	15	4	254	281	61	15	0
Providence Saint John's Health Center	319	167	27	3	0	319	199	41	10	0	335	234	22	2	1
Providence Saint Joseph Medical Center	762	296	13	0	0	716	381	14	0	0	732	287	11	0	0
Psych Urgent Care	0	0	0	0	0	0	0	0	0	0	0	0	0	0	0
Ronald Reagan UCLA Medical Center	417	140	8	2	2	385	93	12	2	2	443	133	11	1	1
San Dimas Community Hospital	153	47	8	1	2	177	63	23	12	10	125	9	0	0	0
San Gabriel Valley Medical Center	226	35	6	3	0	220	38	4	2	0	166	18	3	0	0
Santa Monica - UCLA Medical Center	157	59	3	2	0	133	45	20	3	1	138	49	12	2	1
Sherman Oaks Hospital	532	96	5	0	0	495	113	9	0	0	412	99	6	0	0
Southern California Hospital at Culver City	239	197	20	1	0	163	166	20	1	3	168	162	10	1	0
St. Francis Medical Center	444	525	263	68	24	483	439	248	85	48	533	349	170	36	25
Torrance Memorial Medical Center	275	307	101	20	5	234	351	145	43	7	294	299	98	14	5
USC Verdugo Hills Medical Center	239	63	7	0	0	228	65	11	1	0	149	32	5	1	0
Valley Presbyterian Hospital	447	64	2	0	0	417	77	1	0	0	416	51	1	0	0
Wadsworth VA Medical Center (NON-BASIC)	75	12	3	0	0	73	16	3	0	0	76	14	0	0	0
West Hills Hospital and Medical Center	406	255	22	1	0	324	244	30	0	0	434	254	17	2	0
Whittier Hospital Medical Center	251	72	9	4	2	245	131	29	3	3	174	11	1	0	0



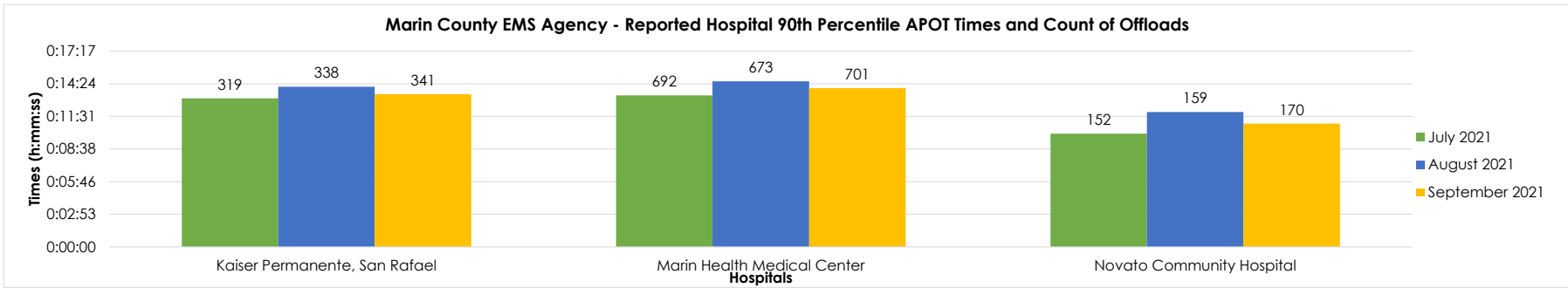
Marin County EMS Agency

Marin County EMS Agency APOT - 1

Hospital Name	July 2021		August 2021		September 2021	
	Offloads	90th Percentile APOT Time	Offloads	90th Percentile APOT Time	Offloads	90th Percentile APOT Time
Kaiser Permanente, San Rafael	319	0:13:07	338	0:14:08	341	0:13:29
Marin Health Medical Center	692	0:13:22	673	0:14:37	701	0:14:01
Novato Community Hospital	152	0:10:00	159	0:11:54	170	0:10:53

Marin County EMS Agency APOT - 2

Hospital Name	July 2021					August 2021					September 2021				
	2.1	2.2	2.3	2.4	2.5	2.1	2.2	2.3	2.4	2.5	2.1	2.2	2.3	2.4	2.5
Kaiser Permanente, San Rafael	318	1	0	0	0	328	10	0	0	0	332	9	0	0	0
Marin Health Medical Center	674	18	0	0	0	658	15	0	0	0	679	21	1	0	0
Novato Community Hospital	152	0	0	0	0	156	3	0	0	0	169	1	0	0	0



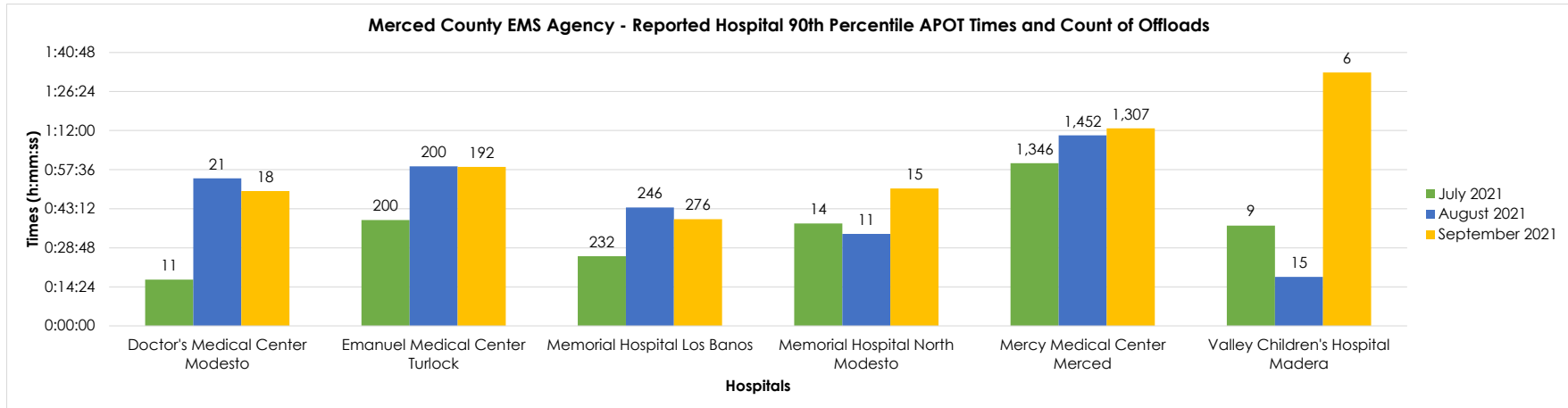
Merced County EMS Agency

Merced County EMS Agency APOT - 1

Hospital Name	July 2021		August 2021		September 2021	
	Offloads	90th Percentile APOT Time	Offloads	90th Percentile APOT Time	Offloads	90th Percentile APOT Time
Doctor's Medical Center Modesto	11	0:17:06	21	0:54:24	18	0:49:40
Emanuel Medical Center Turlock	200	0:39:04	200	0:58:49	192	0:58:34
Memorial Hospital Los Banos	232	0:25:42	246	0:43:40	276	0:39:21
Memorial Hospital North Modesto	14	0:37:46	11	0:33:56	15	0:50:37
Mercy Medical Center Merced	1,346	0:59:57	1,452	1:10:15	1,307	1:12:49
Valley Children's Hospital Madera	9	0:37:01	15	0:18:05	6	1:33:25

Merced County EMS Agency APOT - 2

Hospital Name	July 2021					August 2021					September 2021				
	2.1	2.2	2.3	2.4	2.5	2.1	2.2	2.3	2.4	2.5	2.1	2.2	2.3	2.4	2.5
Doctor's Medical Center Modesto	11	0	0	0	0	16	2	3	0	0	15	1	1	1	0
Emanuel Medical Center Turlock	122	74	4	0	0	86	94	13	6	1	101	73	15	3	0
Memorial Hospital Los Banos	12	2	0	0	0	9	1	1	0	0	11	4	0	0	0
Memorial Hospital North Modesto	186	45	1	0	0	147	88	11	0	0	161	108	6	0	1
Mercy Medical Center Merced	626	591	121	7	1	625	629	162	35	1	564	574	136	27	6
Valley Children's Hospital Madera	7	1	1	0	0	15	0	0	0	0	4	1	1	0	0



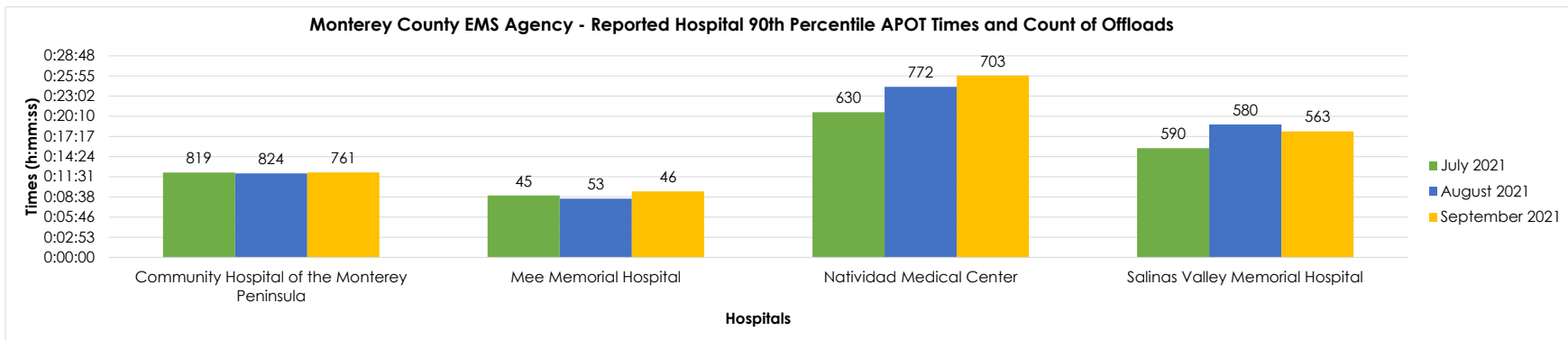
Monterey County EMS Agency

Monterey County EMS Agency APOT - 1

Hospital Name	July 2021		August 2021		September 2021	
	Offloads	90th Percentile APOT Time	Offloads	90th Percentile APOT Time	Offloads	90th Percentile APOT Time
Community Hospital of the Monterey Peninsula	819	0:12:07	824	0:12:00	761	0:12:09
Mee Memorial Hospital	45	0:08:51	53	0:08:24	46	0:09:26
Natividad Medical Center	630	0:20:45	772	0:24:21	703	0:25:57
Salinas Valley Memorial Hospital	590	0:15:37	580	0:19:00	563	0:18:00

Monterey County EMS Agency APOT - 2

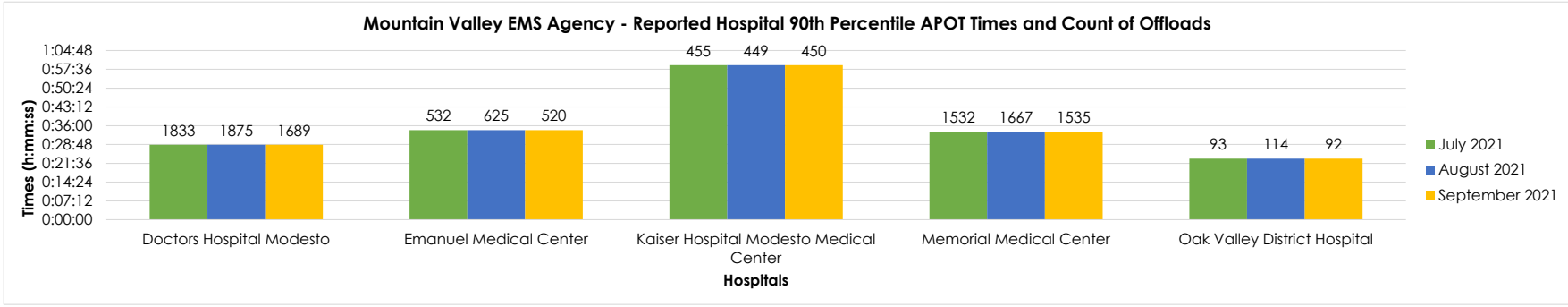
Hospital Name	July 2021					August 2021					September 2021				
	2.1	2.2	2.3	2.4	2.5	2.1	2.2	2.3	2.4	2.5	2.1	2.2	2.3	2.4	2.5
Community Hospital of the Monterey Peninsula	806	13	0	0	0	806	18	0	0	0	745	16	0	0	0
Mee Memorial Hospital	45	0	0	0	0	53	0	0	0	0	45	1	0	0	0
Natividad Medical Center	563	65	2	0	0	654	107	11	0	0	591	101	11	0	0
Salinas Valley Memorial Hospital	559	29	2	0	0	527	48	5	0	0	519	42	2	0	0



Mountain Valley EMS Agency

Hospital Name	July 2021		August 2021		September 2021	
	Offloads	90th Percentile APOT Time	Offloads	90th Percentile APOT Time	Offloads	90th Percentile APOT Time
Doctors Hospital Modesto	1833	0:28:41	1875	0:28:41	1689	0:28:41
Emanuel Medical Center	532	0:34:18	625	0:34:18	520	0:34:18
Kaiser Hospital Modesto Medical Center	455	0:59:12	449	0:59:12	450	0:59:12
Memorial Medical Center	1532	0:33:33	1667	0:33:33	1535	0:33:33
Oak Valley District Hospital	93	0:23:22	114	0:23:22	92	0:23:22

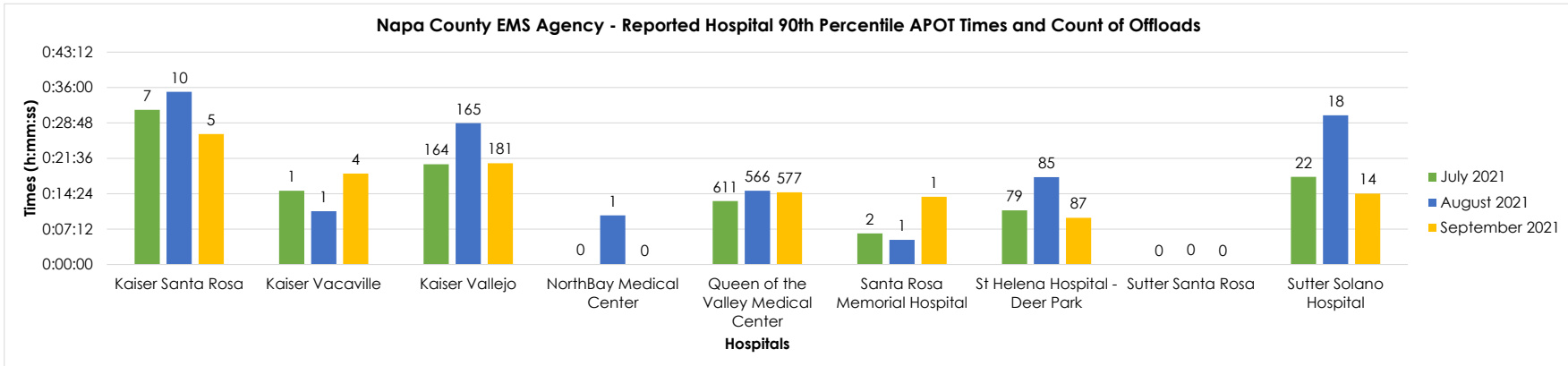
Hospital Name	July 2021					August 2021					September 2021				
	2.1	2.2	2.3	2.4	2.5	2.1	2.2	2.3	2.4	2.5	2.1	2.2	2.3	2.4	2.5
Doctors Hospital Modesto	1440	362	24	2	5	1375	422	59	17	2	1167	413	82	19	8
Emanuel Medical Center	360	162	10	0	0	315	244	54	8	4	276	197	39	5	3
Kaiser Hospital Modesto Medical Center	226	185	42	1	1	217	193	29	7	3	200	188	42	17	3
Memorial Medical Center	1218	268	40	2	4	1166	409	79	10	3	1117	342	63	10	3
Oak Valley District Hospital	80	11	1	0	1	86	20	7	1	0	82	8	2	0	\



Napa County EMS Agency

Hospital Name	July 2021		August 2021		September 2021	
	Offloads	90th Percentile APOT Time	Offloads	90th Percentile APOT Time	Offloads	90th Percentile APOT Time
Kaiser Santa Rosa	7	0:31:27	10	0:35:08	5	0:26:33
Kaiser Vacaville	1	0:15:00	1	0:10:50	4	0:18:30
Kaiser Vallejo	164	0:20:23	165	0:28:45	181	0:20:36
NorthBay Medical Center	0	0:00:00	1	0:10:00	0	0:00:00
Queen of the Valley Medical Center	611	0:12:55	566	0:15:00	577	0:14:41
Santa Rosa Memorial Hospital	2	0:06:18	1	0:05:00	1	0:13:47
St Helena Hospital - Deer Park	79	0:11:00	85	0:17:46	87	0:09:29
Sutter Santa Rosa	0	0:00:00	0	0:00:00	0	0:00:00
Sutter Solano Hospital	22	0:17:50	18	0:30:22	14	0:14:24

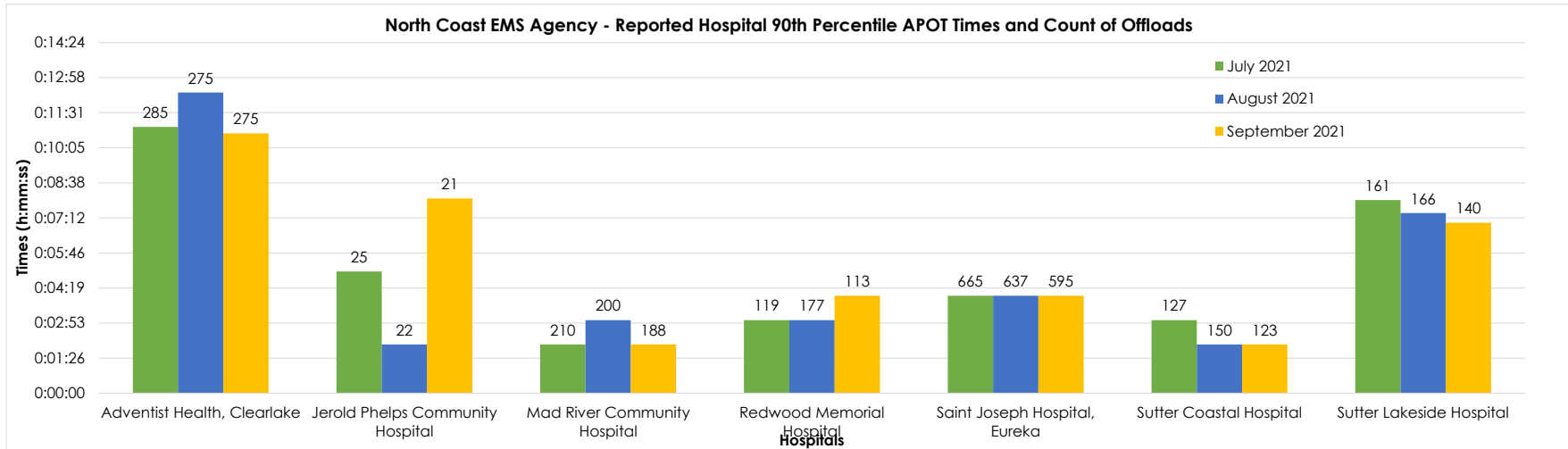
Napa County EMS Agency APOT - 2	July 2021					August 2021					September 2021				
	2.1	2.2	2.3	2.4	2.5	2.1	2.2	2.3	2.4	2.5	2.1	2.2	2.3	2.4	2.5
Hospital Name															
Kaiser Santa Rosa	3	4	0	0	0	6	4	0	0	0	4	1	0	0	0
Kaiser Vacaville	1	0	0	0	0	1	0	0	0	0	4	0	0	0	0
Kaiser Vallejo	147	17	0	0	0	135	29	1	0	0	161	19	1	0	0
NorthBay Medical Center	0	0	0	0	0	1	0	0	0	0	0	0	0	0	0
Queen of the Valley Medical Center	592	19	0	0	0	538	28	0	0	0	553	24	0	0	0
Santa Rosa Memorial Hospital	2	0	0	0	0	1	0	0	0	0	1	0	0	0	0
St Helena Hospital - Deer Park	79	0	0	0	0	79	6	0	0	0	84	3	0	0	0
Sutter Solano Hospital	20	2	0	0	0	14	4	0	0	0	14	0	0	0	0
Adventist Health Rideout	0	0	0	0	0	0	0	0	0	0	0	0	0	0	0



North Coast EMS Agency

North Coast EMS Agency APOT - 1	July 2021		August 2021		September 2021	
	Offloads	90th Percentile APOT Time	Offloads	90th Percentile APOT Time	Offloads	90th Percentile APOT Time
Adventist Health, Clearlake	285	0:10:56	275	0:12:21	275	0:10:40
Jerold Phelps Community Hospital	25	0:05:00	22	0:02:00	21	0:08:00
Mad River Community Hospital	210	0:02:00	200	0:03:00	188	0:02:00
Redwood Memorial Hospital	119	0:03:00	177	0:03:00	113	0:04:00
Saint Joseph Hospital, Eureka	665	0:04:00	637	0:04:00	595	0:04:00
Sutter Coastal Hospital	127	0:03:00	150	0:02:00	123	0:02:00
Sutter Lakeside Hospital	161	0:07:56	166	0:07:24	140	0:07:00

North Coast EMS Agency APOT - 2	July 2021					August 2021					September 2021				
	2.1	2.2	2.3	2.4	2.5	2.1	2.2	2.3	2.4	2.5	2.1	2.2	2.3	2.4	2.5
Hospital Name															
Adventist Health, Clearlake	277	6	2	0	0	270	5	0	0	0	273	1	0	0	1
Jerold Phelps Community Hospital	25	0	0	0	0	21	0	1	0	0	21	0	0	0	0
Mad River Community Hospital	208	1	1	0	0	197	0	2	1	0	186	2	0	0	0
Redwood Memorial Hospital	119	0	0	0	0	175	0	1	1	0	113	0	0	0	0
Saint Joseph Hospital, Eureka	662	3	0	0	0	631	3	0	1	0	595	0	0	0	0
Sutter Coastal Hospital	126	1	0	0	0	149	1	0	0	0	123	0	0	0	0
Sutter Lakeside Hospital	160	1	0	0	0	164	2	0	0	0	139	1	0	0	0



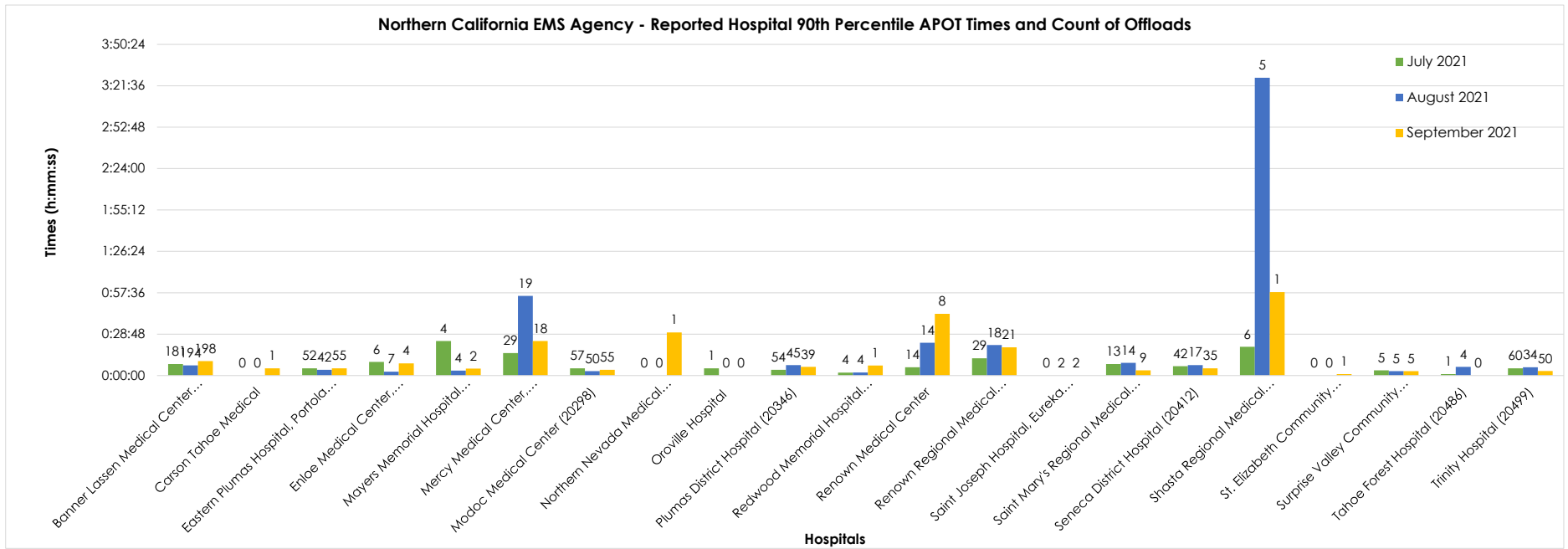
Northern California EMS Agency

Northern California EMS Agency APOT - 1

Hospital Name	July 2021		August 2021		September 2021	
	Offloads	90th Percentile APOT Time	Offloads	90th Percentile APOT Time	Offloads	90th Percentile APOT Time
Banner Lassen Medical Center (20030)	181	0:08:00	194	0:07:00	198	0:10:00
Carson Tahoe Medical	0	0:00:00	0	0:00:00	1	0:05:00
Eastern Plumas Hospital, Portola Campus (20111)	52	0:05:00	42	0:04:00	55	0:05:00
Enloe Medical Center, Esplanade (20122)	6	0:09:30	7	0:02:42	4	0:08:24
Mayers Memorial Hospital District (20273)	4	0:23:58	4	0:03:24	2	0:04:48
Mercy Medical Center, Redding (20284)	29	0:15:36	19	0:55:24	18	0:24:00
Modoc Medical Center (20298)	57	0:05:00	50	0:03:00	55	0:04:00
Northern Nevada Medical Center (20551)	0	0:00:00	0	0:00:00	1	0:30:00
Oroville Hospital	1	0:05:00	0	0:00:00	0	0:00:00
Plumas District Hospital (20346)	54	0:04:00	45	0:07:12	39	0:06:00
Redwood Memorial Hospital (20367)	4	0:02:00	4	0:02:06	1	0:06:59
Renown Medical Center	14	0:05:42	14	0:22:48	8	0:42:54
Renown Regional Medical Center (20553)	29	0:12:00	18	0:21:14	21	0:19:35
Saint Joseph Hospital, Eureka (20454)	0	0:00:00	2	0:00:00	2	0:00:00
Saint Mary's Regional Medical Center (61412)	13	0:08:00	14	0:08:48	9	0:03:36
Seneca District Hospital (20412)	42	0:06:28	17	0:07:12	35	0:05:00
Shasta Regional Medical Center (20423)	6	0:20:00	5	3:27:12	1	0:58:00
St. Elizabeth Community Hospital (20445)	0	0:00:00	0	0:00:00	1	0:01:00
Surprise Valley Community Hospital (20468)	5	0:03:36	5	0:03:00	5	0:03:00
Tahoe Forest Hospital (20486)	1	0:01:00	4	0:06:00	0	0:00:00
Trinity Hospital (20499)	60	0:05:00	34	0:05:42	50	0:03:06

Northern California EMS Agency APOT - 2

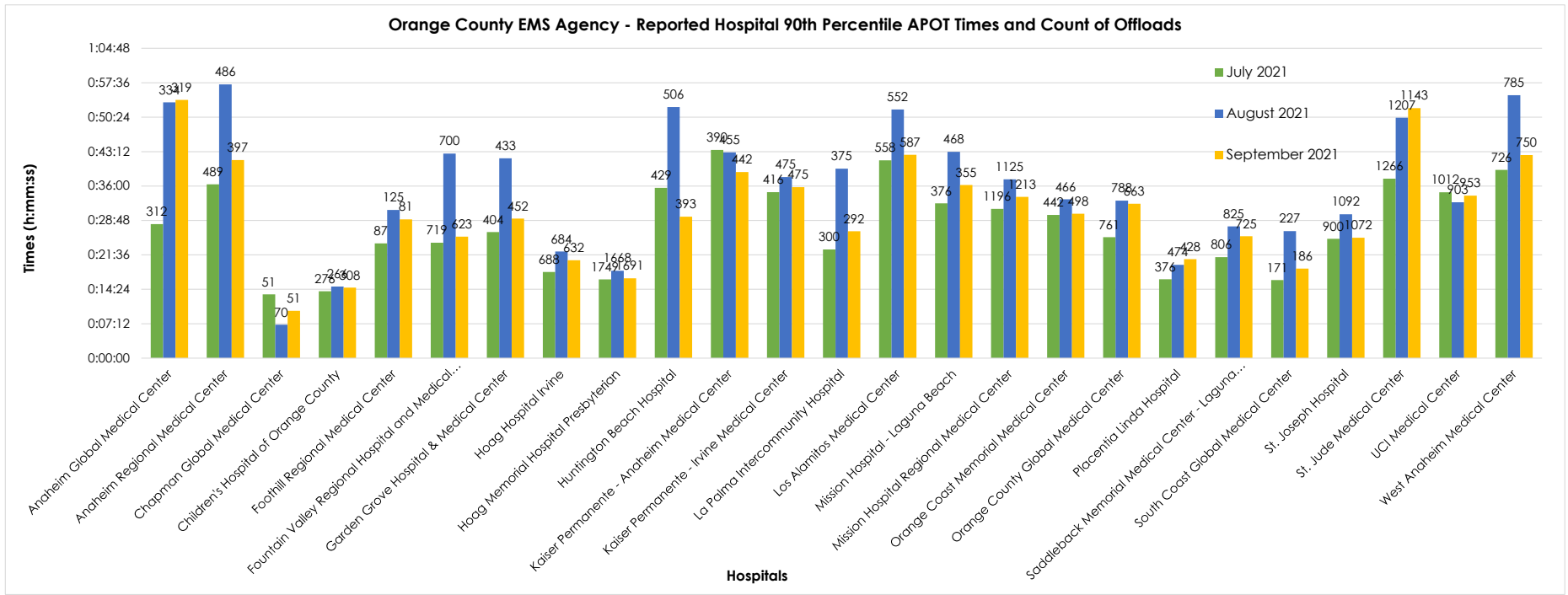
Hospital Name	July 2021					August 2021					September 2021				
	2.1	2.2	2.3	2.4	2.5	2.1	2.2	2.3	2.4	2.5	2.1	2.2	2.3	2.4	2.5
Banner Lassen Medical Center (20030)	179	2	0	0	0	191	3	0	0	0	188	10	0	0	0
Carson Tahoe Medical	0	0	0	0	0	0	0	0	0	0	1	0	0	0	0
Eastern Plumas Hospital, Portola Campus (20111)	52	0	0	0	0	42	0	0	0	0	55	0	0	0	0
Enloe Medical Center, Esplanade (20122)	6	0	0	0	0	6	1	0	0	0	4	0	0	0	0
Mayers Memorial Hospital District (20273)	3	1	0	0	0	4	0	0	0	0	2	0	0	0	0
Mercy Medical Center, Redding (20284)	27	2	0	0	0	15	3	1	0	0	15	3	0	0	0
Modoc Medical Center (20298)	57	0	0	0	0	50	0	0	0	0	55	0	0	0	0
Oroville Hospital	1	0	0	0	0	0	0	0	0	0	0	0	0	0	0
Plumas District Hospital (20346)	54	0	0	0	0	45	0	0	0	0	38	1	0	0	0
Redwood Memorial Hospital (20367)	4	0	0	0	0	4	0	0	0	0	1	0	0	0	0
Renown Medical Center	13	0	1	0	0	12	1	1	0	0	7	1	0	0	0
Renown Regional Medical Center (20553)	27	2	0	0	0	15	3	0	0	0	19	2	0	0	0
Saint Joseph Hospital, Eureka (20454)	0	0	0	0	0	2	0	0	0	0	2	0	0	0	0
Saint Mary's Regional Medical Center (61412)	13	0	0	0	0	14	0	0	0	0	9	0	0	0	0
Seneca District Hospital (20412)	41	1	0	0	0	17	0	0	0	0	35	0	0	0	0
Shasta Regional Medical Center (20423)	6	0	0	0	0	3	1	0	0	1	1	0	0	0	0
Surprise Valley Community Hospital (20468)	0	0	0	0	0	5	0	0	0	0	5	0	0	0	0
Tahoe Forest Hospital (20486)	1	0	0	0	0	4	0	0	0	0	0	0	0	0	0
Trinity Hospital (20499)	59	1	0	0	0	33	1	0	0	0	49	1	0	0	0



Orange County EMS Agency

Hospital Name	July 2021		August 2021		September 2021	
	Offloads	90th Percentile APOT Time	Offloads	90th Percentile APOT Time	Offloads	90th Percentile APOT Time
Anaheim Global Medical Center	312	0:28:02	334	0:53:31	319	0:54:01
Anaheim Regional Medical Center	489	0:36:21	486	0:57:16	397	0:41:26
Chapman Global Medical Center	51	0:13:21	70	0:07:00	51	0:09:53
Children's Hospital of Orange County	276	0:14:00	266	0:14:59	308	0:14:46
Foothill Regional Medical Center	87	0:24:00	125	0:31:00	81	0:29:02
Fountain Valley Regional Hospital and Medical Center	719	0:24:08	700	0:42:47	623	0:25:24
Garden Grove Hospital & Medical Center	404	0:26:22	433	0:41:49	452	0:29:11
Hoag Hospital Irvine	688	0:18:01	684	0:22:19	632	0:20:29
Hoag Memorial Hospital Presbyterian	1749	0:16:28	1668	0:18:18	1691	0:16:41
Hunfington Beach Hospital	429	0:35:37	506	0:52:31	393	0:29:36
Kaiser Permanente - Anaheim Medical Center	390	0:43:33	455	0:43:02	442	0:38:55
Kaiser Permanente - Irvine Medical Center	416	0:34:43	475	0:37:54	475	0:35:45
La Palma Intercommunity Hospital	300	0:22:44	375	0:39:38	292	0:26:32
Los Alamitos Medical Center	558	0:41:22	552	0:52:01	587	0:42:32
Mission Hospital - Laguna Beach	376	0:32:23	468	0:43:09	355	0:36:13
Mission Hospital Regional Medical Center	1196	0:31:13	1125	0:37:23	1213	0:33:44
Orange Coast Memorial Medical Center	442	0:29:57	466	0:33:14	498	0:30:13
Orange County Global Medical Center	761	0:25:17	788	0:32:56	663	0:32:18
Placentia Linda Hospital	376	0:16:30	474	0:19:32	428	0:20:42
Saddleback Memorial Medical Center - Laguna Hills	806	0:21:08	825	0:27:33	725	0:25:30
South Coast Global Medical Center	171	0:16:20	227	0:26:34	186	0:18:43
St. Joseph Hospital	900	0:24:57	1092	0:30:06	1072	0:25:11
St. Jude Medical Center	1266	0:37:32	1207	0:50:17	1143	0:52:18
UCI Medical Center	1012	0:34:42	903	0:32:37	953	0:33:59
West Anaheim Medical Center	726	0:39:23	785	0:55:01	750	0:42:29

Hospital Name	July 2021					August 2021					September 2021				
	2.1	2.2	2.3	2.4	2.5	2.1	2.2	2.3	2.4	2.5	2.1	2.2	2.3	2.4	2.5
Anaheim Global Medical Center	251	42	4	3	0	230	72	11	12	0	191	98	12	11	1
Anaheim Regional Medical Center	354	115	2	7	0	302	130	23	17	1	251	125	2	13	0
Chapman Global Medical Center	43	1	0	1	0	65	0	0	0	0	46	0	0	1	0
Children's Hospital of Orange County	266	6	0	0	0	252	9	0	0	0	289	9	0	0	0
Foothill Regional Medical Center	74	13	0	0	0	95	24	2	1	0	67	13	0	0	0
Fountain Valley Regional Hospital and Medical Center	615	89	6	2	0	504	167	15	9	0	532	82	2	4	0
Garden Grove Hospital & Medical Center	346	39	11	5	0	340	67	16	6	0	363	57	11	11	0
Hoag Hospital Irvine	641	44	0	0	0	600	77	1	2	0	572	58	0	0	0
Hoag Memorial Hospital Presbyterian	1652	64	1	0	0	1513	120	3	0	0	1578	67	0	1	0
Hunfington Beach Hospital	330	74	10	6	1	340	120	14	19	6	308	63	4	6	2
Kaiser Permanente - Anaheim Medical Center	248	103	8	6	1	304	115	10	8	1	292	122	11	5	0
Kaiser Permanente - Irvine Medical Center	312	86	8	3	0	315	141	9	5	0	345	112	8	7	0
La Palma Intercommunity Hospital	129	13	2	1	0	166	42	2	7	0	137	19	2	2	0
Los Alamitos Medical Center	305	156	11	8	1	282	176	14	17	0	327	168	5	14	0
Mission Hospital - Laguna Beach	277	77	10	5	0	297	145	12	6	1	254	83	8	7	0
Mission Hospital Regional Medical Center	881	274	15	5	0	790	289	20	16	0	876	284	14	12	0
Orange Coast Memorial Medical Center	351	70	12	2	0	352	90	10	9	0	396	77	10	3	0
Orange County Global Medical Center	652	94	6	3	1	629	110	18	20	0	533	100	8	12	0
Placentia Linda Hospital	350	17	1	0	0	421	37	3	0	0	384	34	4	2	0
Saddleback Memorial Medical Center - Laguna Hills	717	79	2	2	0	666	140	6	2	0	612	96	4	3	0
South Coast Global Medical Center	159	8	0	1	0	191	28	3	0	0	171	14	0	0	0
St. Joseph Hospital	748	112	4	3	0	840	197	5	9	1	880	156	4	5	0
St. Jude Medical Center	813	259	19	18	0	644	317	31	37	0	684	249	35	37	3
UCI Medical Center	781	183	11	15	0	740	125	10	7	1	736	174	17	7	0
West Anaheim Medical Center	515	179	7	13	1	476	236	34	29	1	484	221	17	12	1



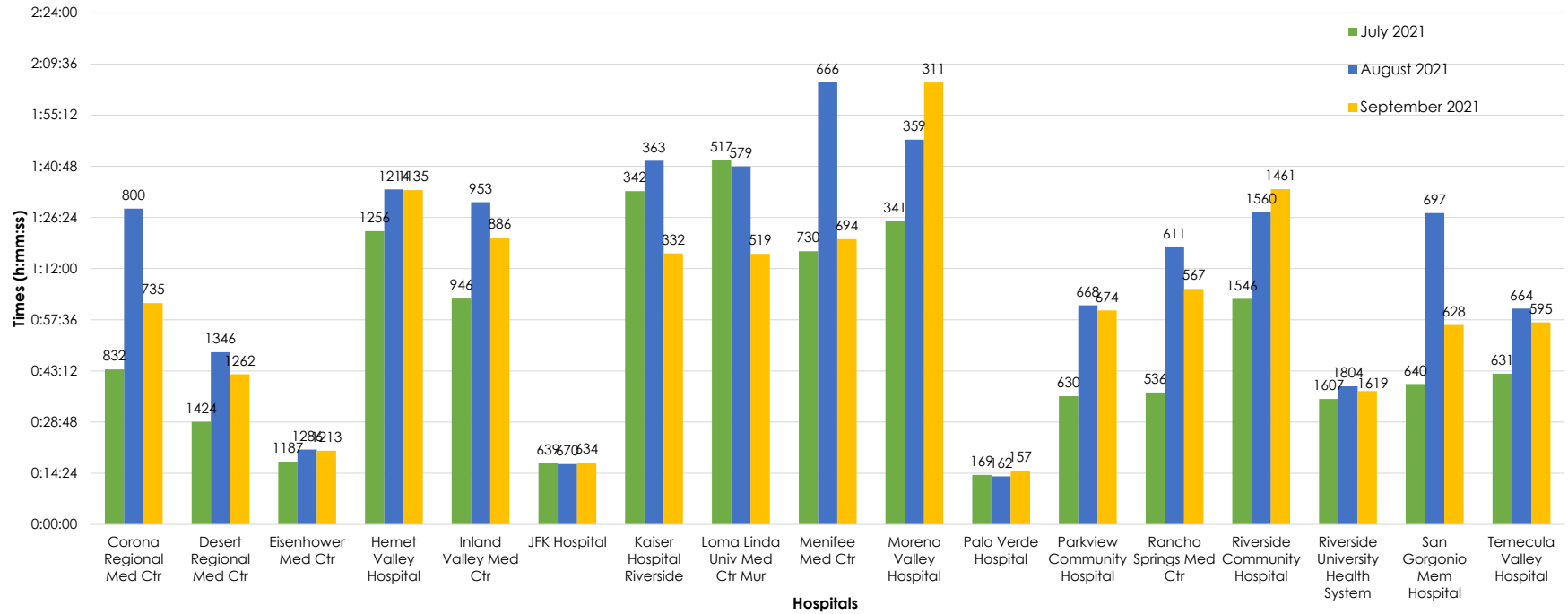
Riverside County EMS Agency

Hospital Name	July 2021		August 2021		September 2021	
	Offloads	90th Percentile APOT Time	Offloads	90th Percentile APOT Time	Offloads	90th Percentile APOT Time
Corona Regional Med Ctr	832	0:43:39	800	1:28:53	735	1:02:17
Desert Regional Med Ctr	1424	0:28:54	1346	0:48:29	1262	0:42:15
Eisenhower Med Ctr	1187	0:17:41	1286	0:21:03	1213	0:20:45
Hemet Valley Hospital	1256	1:22:33	1214	1:34:17	1135	1:34:07
Inland Valley Med Ctr	946	1:03:35	953	1:30:43	886	1:20:45
JFK Hospital	639	0:17:21	670	0:17:00	634	0:17:24
Kaiser Hospital Riverside	342	1:33:50	363	1:42:22	332	1:16:18
Loma Linda Univ Med Ctr Mur	517	1:42:27	579	1:40:46	519	1:16:11
Menifee Med Ctr	730	1:16:55	666	2:04:29	694	1:20:18
Moreno Valley Hospital	341	1:25:21	359	1:48:20	311	2:04:23
Palo Verde Hospital	169	0:13:54	162	0:13:31	157	0:15:05
Parkview Community Hospital	630	0:36:04	668	1:01:42	674	1:00:14
Rancho Springs Med Ctr	536	0:37:08	611	1:18:00	567	1:06:18
Riverside Community Hospital	1546	1:03:30	1560	1:27:55	1461	1:34:22
Riverside University Health System	1607	0:35:19	1804	0:38:51	1619	0:37:33
San Geronio Mem Hospital	640	0:39:32	697	1:27:39	628	0:56:09
Temecula Valley Hospital	631	0:42:25	664	1:00:44	595	0:56:52

Riverside County EMS Agency APOT - 2

Hospital Name	July 2021					August 2021					September 2021				
	2.1	2.2	2.3	2.4	2.5	2.1	2.2	2.3	2.4	2.5	2.1	2.2	2.3	2.4	2.5
Corona Regional Med Ctr	462	336	28	5	1	277	383	90	37	13	335	322	63	7	8
Desert Regional Med Ctr	1156	235	28	3	2	972	281	75	9	9	886	303	47	18	8
Eisenhower Med Ctr	1096	90	1	0	0	1144	132	8	2	0	1082	121	8	2	0
Hemet Valley Hospital	336	708	146	39	27	317	649	164	37	47	276	633	156	38	32
Inland Valley Med Ctr	450	388	96	9	3	345	411	146	34	17	367	373	101	35	10
JFK Hospital	598	41	0	0	0	627	42	0	1	0	585	45	4	0	0
Kaiser Hospital Riverside	142	129	55	14	2	156	127	48	16	16	151	140	29	11	1
Loma Linda Univ Med Ctr Mur	176	202	102	30	7	221	224	98	27	9	210	234	54	12	9
Menifee Med Ctr	266	357	75	19	13	233	271	93	38	31	284	307	61	24	18
Moreno Valley Hospital	119	166	40	12	4	110	171	46	18	14	68	158	53	20	12
Palo Verde Hospital	164	5	0	0	0	155	7	0	0	0	149	7	1	0	0
Parkview Community Hospital	362	262	6	0	0	285	314	53	11	5	307	296	43	18	10
Rancho Springs Med Ctr	327	187	21	1	0	289	225	64	20	13	294	202	50	10	11
Riverside Community Hospital	443	933	137	23	10	400	846	244	49	21	384	750	232	70	25
Riverside University Health System	849	747	9	1	1	873	909	22	0	0	817	776	26	0	0
San Geronio Mem Hospital	328	289	21	1	1	266	304	97	24	6	315	256	45	9	3
Temecula Valley Hospital	336	276	19	0	0	261	335	58	7	3	265	275	50	5	0

Riverside County EMS Agency - Reported Hospital 90th Percentile APOT Times and Count of Offloads



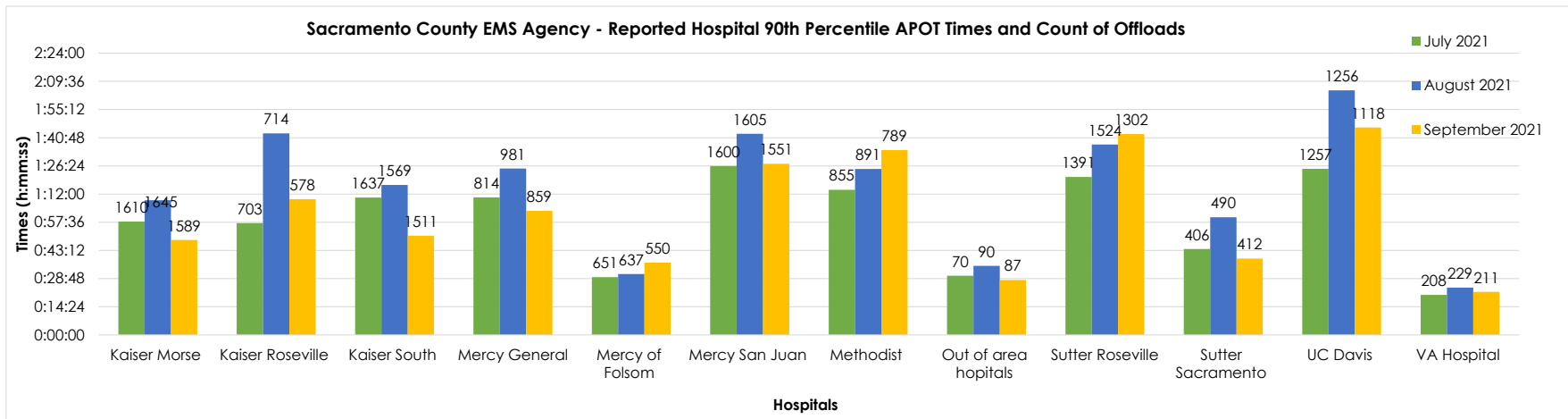
Sacramento County EMS Agency

Sacramento County EMS Agency APOT - 1

Hospital Name	July 2021		August 2021		September 2021	
	Offloads	90th Percentile APOT Time	Offloads	90th Percentile APOT Time	Offloads	90th Percentile APOT Time
Kaiser Morse	1610	0:57:59	1645	1:08:52	1589	0:48:33
Kaiser Roseville	703	0:57:11	714	1:43:03	578	1:09:26
Kaiser South	1637	1:10:13	1569	1:16:38	1511	0:50:44
Mercy General	814	1:10:19	981	1:25:04	859	1:03:27
Mercy of Folsom	651	0:29:31	637	0:31:10	550	0:37:00
Mercy San Juan	1600	1:26:19	1605	1:42:48	1551	1:27:30
Methodist	855	1:14:09	891	1:24:52	789	1:34:30
Out of area hopitals	70	0:30:15	90	0:35:20	87	0:28:06
Sutter Roseville	1391	1:20:45	1524	1:37:20	1302	1:42:39
Sutter Sacramento	406	0:43:54	490	1:00:07	412	0:39:00
UC Davis	1257	1:24:54	1256	2:05:01	1118	1:46:02
VA Hospital	208	0:20:28	229	0:24:11	211	0:22:00

Sacramento County EMS Agency APOT - 2

Hospital Name	July 2021					August 2021					September 2021				
	2.1	2.2	2.3	2.4	2.5	2.1	2.2	2.3	2.4	2.5	2.1	2.2	2.3	2.4	2.5
Kaiser Morse	749	715	115	25	6	722	715	164	38	4	308	202	49	16	3
Kaiser Roseville	422	220	44	12	5	312	250	94	40	15	747	750	85	7	0
Kaiser South	1064	378	149	35	11	917	432	176	32	11	1037	365	97	10	2
Mercy General	327	388	77	19	2	299	486	151	34	11	369	392	85	11	2
Mercy of Folsom	522	122	7	0	0	473	148	14	2	0	379	153	18	0	0
Mercy San Juan	835	531	147	56	30	796	485	192	92	37	783	502	186	60	20
Methodist	269	458	98	21	8	249	455	147	34	4	174	414	159	35	7
Out of area hopitals	57	13	0	0	0	65	20	5	0	0	76	9	2	0	0
Sutter Roseville	408	735	204	41	3	373	744	313	73	20	348	639	224	66	25
Sutter Sacramento	211	177	18	0	0	253	189	44	2	1	252	149	10	0	1
UC Davis	733	356	82	38	48	667	370	88	45	86	651	297	70	43	57
VA Hospital	187	20	0	0	0	202	26	1	0	0	182	28	1	0	0



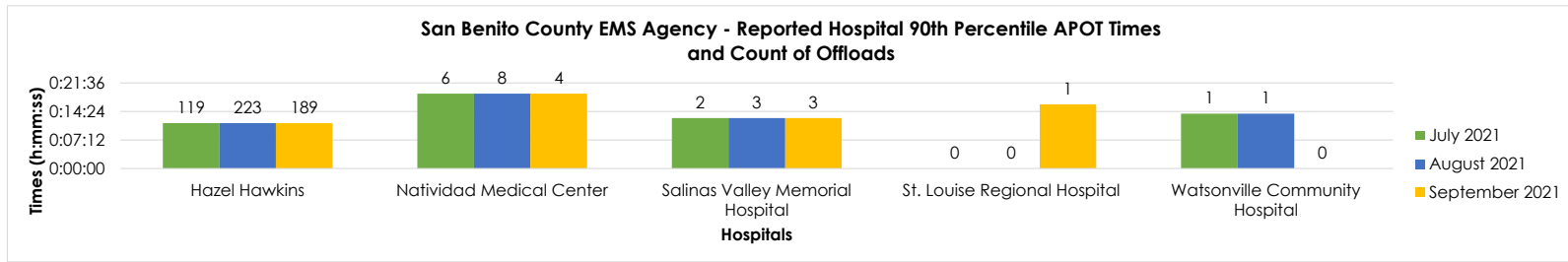
San Benito County EMS Agency

San Benito County EMS Agency APOT - 1

Hospital Name	July 2021		August 2021		September 2021	
	Offloads	90th Percentile APOT Time	Offloads	90th Percentile APOT Time	Offloads	90th Percentile APOT Time
Hazel Hawkins	119	0:11:27	223	0:11:27	189	0:11:27
Natividad Medical Center	6	0:18:54	8	0:18:54	4	0:18:54
Salinas Valley Memorial Hospital	2	0:12:44	3	0:12:44	3	0:12:44
St. Louise Regional Hospital	0	0:00:00	0	0:00:00	1	0:16:12
Watsonville Community Hospital	1	0:13:50	1	0:13:50	0	0:00:00

San Benito County EMS Agency APOT - 2

Hospital Name	July 2021					August 2021					September 2021				
	2.1	2.2	2.3	2.4	2.5	2.1	2.2	2.3	2.4	2.5	2.1	2.2	2.3	2.4	2.5
Hazel Hawkins	119	0	0	0	0	223	0	0	0	0	184	5	0	0	0
Natividad Medical Center	6	0	0	0	0	6	1	1	0	0	4	0	0	0	0
Salinas Valley Memorial Hospital	2	0	0	0	0	3	0	0	0	0	3	0	0	0	0
St. Louise Regional Hospital	0	0	0	0	0	0	0	0	0	0	1	0	0	0	0
Watsonville Community Hospital	1	0	0	0	0	1	0	0	0	0	0	0	0	0	0



San Diego County EMS Agency

San Diego County EMS Agency APOT - 1

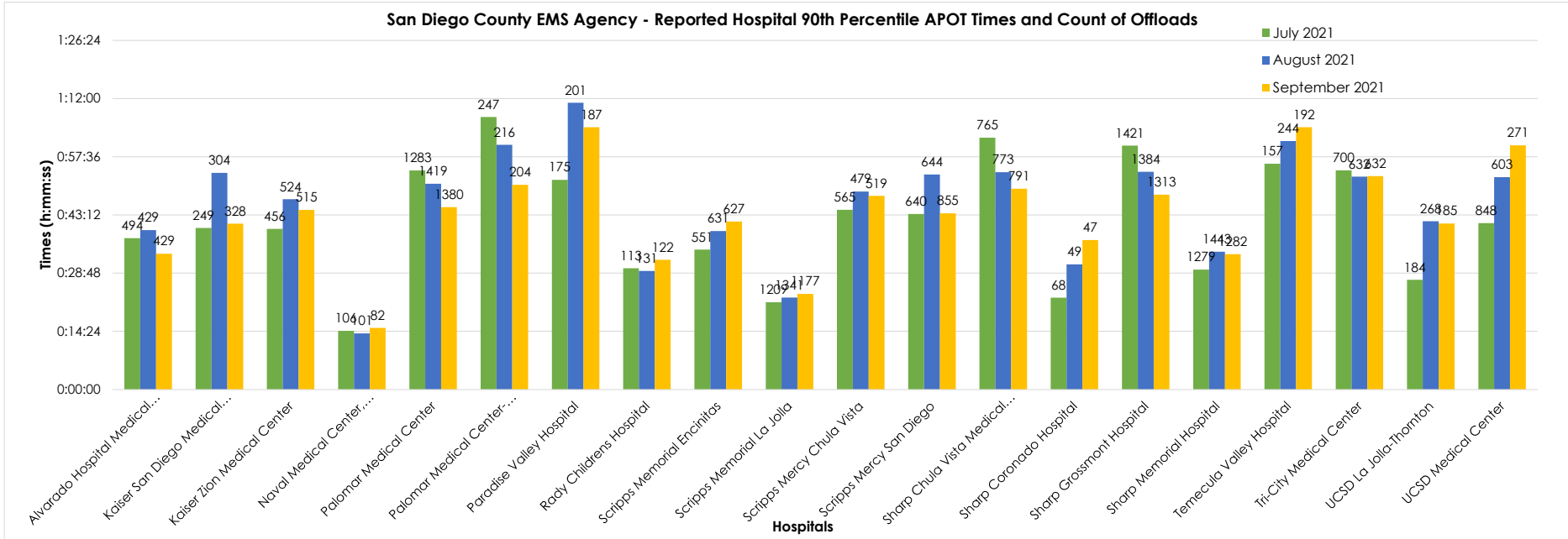
Hospital Name	July 2021		August 2021		September 2021	
	Offloads	90th Percentile APOT Time	Offloads	90th Percentile APOT Time	Offloads	90th Percentile APOT Time
Alvarado Hospital Medical Center	494	0:37:28	429	0:39:27	429	0:33:36
Kaiser San Diego Medical Center	249	0:39:59	304	0:53:37	328	0:41:03
Kaiser Zion Medical Center	456	0:39:45	524	0:47:06	515	0:44:27
Naval Medical Center, San Diego	106	0:14:30	101	0:13:55	82	0:15:14
Palomar Medical Center	1283	0:54:12	1419	0:50:56	1380	0:45:08
Palomar Medical Center-Poway	247	1:07:27	216	1:00:34	204	0:50:39
Paradise Valley Hospital	175	0:51:53	201	1:10:58	187	1:04:56
Rady Childrens Hospital	113	0:30:01	131	0:29:20	122	0:32:06
Scripps Memorial Encinitas	551	0:34:38	631	0:39:12	627	0:41:35
Scripps Memorial La Jolla	1209	0:21:35	1341	0:22:46	1177	0:23:39
Scripps Mercy Chula Vista	565	0:44:29	479	0:48:59	519	0:47:55
Scripps Mercy San Diego	640	0:43:26	644	0:53:13	855	0:43:37
Sharp Chula Vista Medical Center	765	1:02:19	773	0:53:47	791	0:49:41
Sharp Coronado Hospital	68	0:22:43	49	0:30:58	47	0:37:00
Sharp Grossmont Hospital	1421	1:00:21	1384	0:53:53	1313	0:48:14
Sharp Memorial Hospital	1279	0:29:41	1443	0:34:06	1282	0:33:29
Temecula Valley Hospital	157	0:55:53	244	1:01:29	192	1:04:56

San Diego County EMS Agency APOT -1 Cont.

Hospital Name	July 2021		August 2021		September 2021	
	Offloads	90th Percentile APOT Time	Offloads	90th Percentile APOT Time	Offloads	90th Percentile APOT Time
Tri-City Medical Center	700	0:54:15	632	0:52:40	632	0:52:48
UCSD La Jolla-Thornton	184	0:27:08	268	0:41:39	185	0:41:04
UCSD Medical Center	848	0:41:10	603	0:52:32	271	1:00:25

San Diego County EMS Agency APOT - 2

Hospital Name	July 2021					August 2021					September 2021				
	2.1	2.2	2.3	2.4	2.5	2.1	2.2	2.3	2.4	2.5	2.1	2.2	2.3	2.4	2.5
Alvarado Hospital Medical Center	359	128	6	1	0	286	124	18	1	0	307	113	9	0	0
Kaiser San Diego Medical Center	145	99	5	0	0	162	122	18	2	0	210	112	6	0	0
Kaiser Zion Medical Center	309	127	16	3	1	301	190	29	4	0	310	184	20	1	0
Naval Medical Center, San Diego	102	4	0	0	0	97	3	1	0	0	77	3	1	0	1
Palomar Medical Center	617	569	88	8	1	746	577	80	16	0	755	574	46	3	2
Palomar Medical Center-Poway	115	102	22	8	0	112	82	17	5	0	124	65	12	3	0
Paradise Valley Hospital	90	70	13	2	0	99	72	24	3	3	83	83	18	2	1
Rady Childrens Hospital	87	21	4	0	1	101	29	1	0	0	97	23	2	0	0
Scripps Memorial Encinitas	374	167	9	0	1	407	206	17	1	0	395	202	28	2	0
Scripps Memorial La Jolla	1077	129	3	0	0	1172	154	13	2	0	1014	154	9	0	0
Scripps Mercy Chula Vista	323	223	18	1	0	205	256	18	0	0	259	234	24	2	0
Scripps Mercy San Diego	298	323	19	0	0	256	341	42	5	0	465	362	28	0	0
Sharp Chula Vista Medical Center	447	240	66	11	1	474	234	50	13	2	510	228	48	5	0
Sharp Coronado Hospital	58	9	1	0	0	35	13	1	0	0	32	15	0	0	0
Sharp Grossmont Hospital	859	421	123	18	0	817	449	80	32	6	843	390	66	11	3
Sharp Memorial Hospital	1011	258	10	0	0	1036	384	23	0	0	959	310	13	0	0
Temecula Valley Hospital	64	81	12	0	0	74	144	24	1	1	54	114	22	2	0
Tri-City Medical Center	340	307	47	5	1	290	295	46	1	0	293	291	36	11	1
UCSD La Jolla-Thornton	154	27	3	0	0	179	76	9	3	1	126	52	5	2	0
UCSD Medical Center	527	298	22	1	0	322	234	39	5	3	122	122	25	2	0



San Francisco County EMS Agency

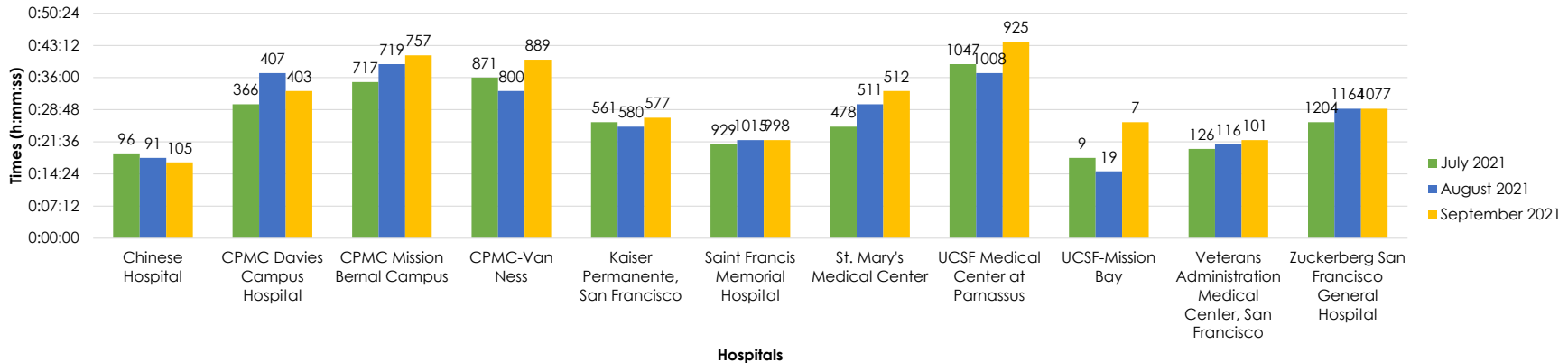
San Francisco County EMS Agency APOT - 1

Hospital Name	July 2021		August 2021		September 2021	
	Offloads	90th Percentile APOT Time	Offloads	90th Percentile APOT Time	Offloads	90th Percentile APOT Time
Chinese Hospital	96	0:19:00	91	0:20:00	105	0:17:00
CPMC Davies Campus Hospital	366	0:30:00	407	0:34:00	403	0:33:00
CPMC Mission Bernal Campus	717	0:35:00	719	0:50:00	757	0:41:00
CPMC-Van Ness	871	0:36:00	800	0:41:00	889	0:40:00
Kaiser Permanente, San Francisco	561	0:26:00	580	0:29:00	577	0:27:00
Saint Francis Memorial Hospital	929	0:21:00	1015	0:23:00	998	0:22:00
St. Mary's Medical Center	478	0:25:00	511	0:29:00	512	0:33:00
UCSF Medical Center at Parnassus	1047	0:39:00	1008	0:45:00	925	0:44:00
UCSF-Mission Bay	9	0:18:00	19	0:26:00	7	0:26:00
Veterans Administration Medical Center, San Francisco	126	0:20:00	116	0:20:00	101	0:22:00
Zuckerberg San Francisco General Hospital	1204	0:26:00	1164	0:27:00	1077	0:29:00

San Francisco County EMS Agency APOT - 2

Hospital Name	July 2021					August 2021					September 2021				
	2.1	2.2	2.3	2.4	2.5	2.1	2.2	2.3	2.4	2.5	2.1	2.2	2.3	2.4	2.5
Chinese Hospital	88	8	0	0	0	82	9	0	0	0	100	5	0	0	0
CPMC Davies Campus Hospital	280	79	7	0	0	288	101	16	1	1	290	103	7	2	1
CPMC Mission Bernal Campus	459	236	18	4	0	438	228	45	5	3	488	240	26	3	0
CPMC-Van Ness	579	267	22	3	0	485	279	29	6	1	536	323	28	2	0
Kaiser Permanente, San Francisco	441	116	4	0	0	441	136	3	0	0	447	129	1	0	0
Saint Francis Memorial Hospital	831	98	0	0	0	868	143	4	0	0	854	144	0	0	0
St. Mary's Medical Center	388	88	2	0	0	380	120	9	2	0	374	125	12	1	0
UCSF Medical Center at Parnassus	584	444	17	1	1	504	466	34	4	0	468	425	27	5	0
UCSF-Mission Bay	8	1	0	0	0	15	4	0	0	0	6	1	0	0	0
Veterans Administration Medical Center, San Francisco	114	12	0	0	0	104	12	0	0	0	88	13	0	0	0
Zuckerberg San Francisco General Hospital	931	268	5	0	0	898	261	5	0	0	809	262	5	0	1

San Francisco EMS Agency - Reported Hospital 90th Percentile APOT Times and Count of Offloads



San Joaquin County EMS Agency

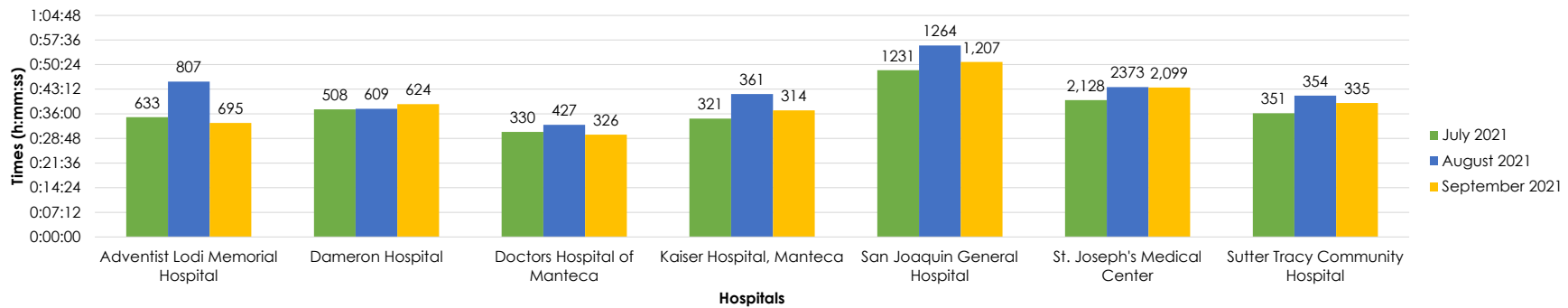
San Joaquin County EMS Agency APOT -1

Hospital Name	July 2021		August 2021		September 2021	
	Offloads	90th Percentile APOT Time	Offloads	90th Percentile APOT Time	Offloads	90th Percentile APOT Time
Adventist Lodi Memorial Hospital	633	0:35:00	807	0:45:24	695	0:33:18
Dameron Hospital	508	0:37:18	609	0:37:28	624	0:38:49
Doctors Hospital of Manteca	330	0:30:43	427	0:32:45	326	0:29:53
Kaiser Hospital, Manteca	321	0:34:35	361	0:41:46	314	0:37:00
San Joaquin General Hospital	1231	0:48:45	1264	0:56:00	1,207	0:51:10
St. Joseph's Medical Center	2,128	0:40:00	2373	0:43:48	2,099	0:43:41
Sutter Tracy Community Hospital	351	0:36:10	354	0:41:19	335	0:39:09

San Joaquin County EMS Agency APOT - 2

Hospital Name	July 2021					August 2021					September 2021				
	2.1	2.2	2.3	2.4	2.5	2.1	2.2	2.3	2.4	2.5	2.1	2.2	2.3	2.4	2.5
Adventist Lodi Memorial Hospital	380	245	7	1	0	436	324	44	3	0	436	250	9	0	0
Dameron Hospital	316	180	12	0	0	362	226	19	2	0	357	260	7	0	0
Doctors Hospital of Manteca	260	67	3	1	0	321	104	2	0	0	245	78	3	0	0
Kaiser Hospital, Manteca	177	139	5	0	0	205	139	16	1	0	210	93	11	0	0
San Joaquin General Hospital	577	575	74	4	1	548	620	94	1	1	513	619	71	4	0
St. Joseph's Medical Center	947	1148	32	1	0	956	1325	83	9	2	871	1160	62	6	0
Sutter Tracy Community Hospital	203	144	4	0	0	189	155	10	0	0	187	143	5	0	0

San Joaquin EMS Agency - Reported Hospital 90th Percentile APOT Times and Count of Offloads



San Luis Obispo County EMS Agency

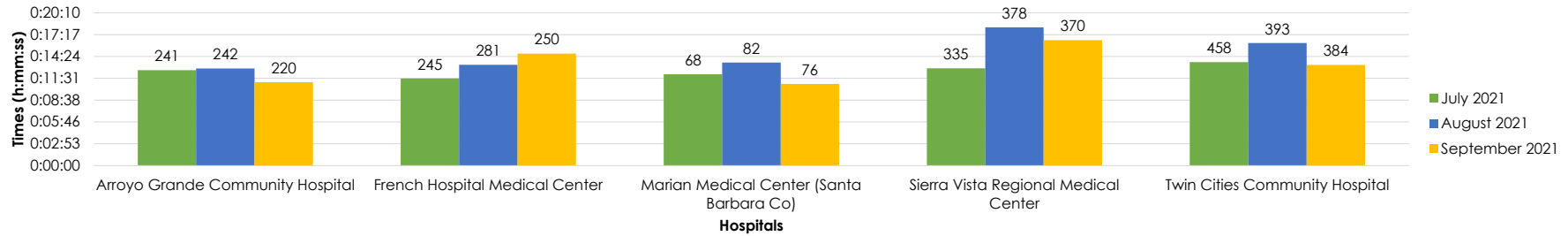
San Luis Obispo County EMS Agency APOT -1

Hospital Name	July 2021		August 2021		September 2021	
	Offloads	90th Percentile APOT Time	Offloads	90th Percentile APOT Time	Offloads	90th Percentile APOT Time
Arroyo Grande Community Hospital	241	0:12:36	242	0:12:49	220	0:11:00
French Hospital Medical Center	245	0:11:29	281	0:13:18	250	0:14:47
Marian Medical Center (Santa Barbara Co)	68	0:12:03	82	0:13:36	76	0:10:47
Sierra Vista Regional Medical Center	335	0:12:50	378	0:18:15	370	0:16:33
Twin Cities Community Hospital	458	0:13:39	393	0:16:10	384	0:13:17

San Luis Obispo County EMS Agency APOT - 2

Hospital Name	July 2021					August 2021					September 2021				
	2.1	2.2	2.3	2.4	2.5	2.1	2.2	2.3	2.4	2.5	2.1	2.2	2.3	2.4	2.5
Arroyo Grande Community Hospital	241	6	0	0	0	242	4	0	0	0	220	3	0	0	0
French Hospital Medical Center	245	5	0	0	0	281	14	0	0	0	250	11	0	0	0
Marian Medical Center (Santa Barbara Co)	68	1	0	0	0	82	3	0	0	0	76	1	0	0	0
Sierra Vista Regional Medical Center	335	11	1	0	0	378	35	0	0	0	370	22	0	0	0
Twin Cities Community Hospital	458	8	0	0	0	393	21	1	0	0	384	3	0	0	0

San Luis Obispo County EMS Agency - Reported Hospital 90th Percentile APOT Times and Count of Offloads



San Mateo County EMS Agency

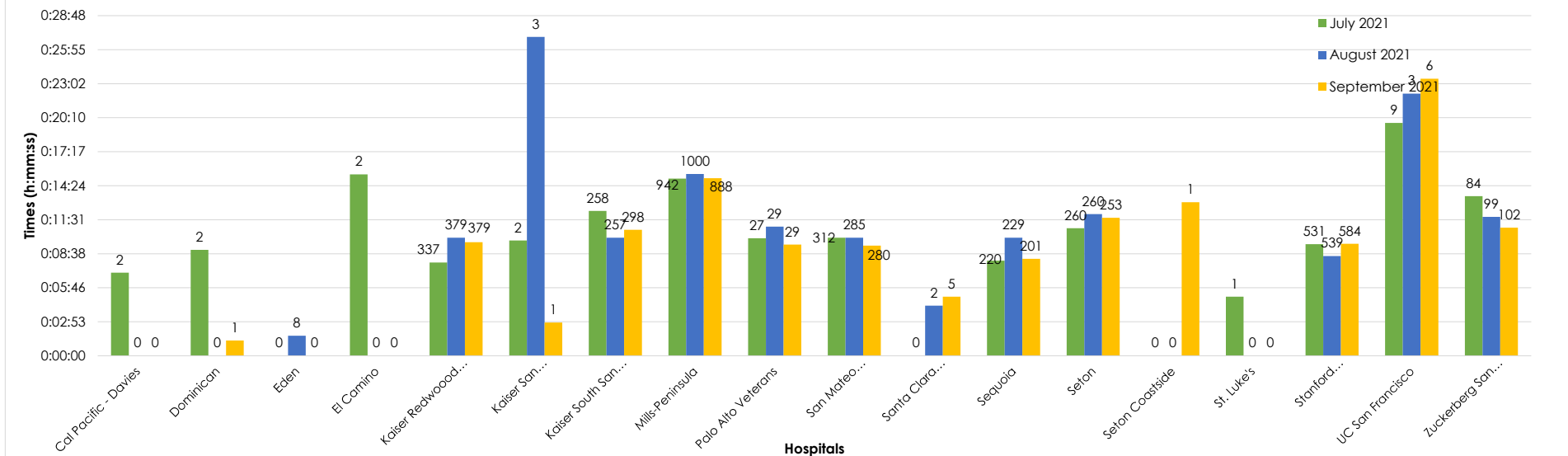
San Mateo County EMS Agency APOT - 1

Hospital Name	July 2021		August 2021		September 2021	
	Offloads	90th Percentile APOT Time	Offloads	90th Percentile APOT Time	Offloads	90th Percentile APOT Time
Cal Pacific - Davies	2	0:07:02	0	0:00:00	0	0:00:00
Dominican	2	0:08:58	0	0:00:00	1	0:01:18
Eden	0	0:00:00	8	0:01:42	0	0:00:00
El Camino	2	0:15:22	0	0:00:00	0	0:00:00
Kaiser Redwood City	337	0:07:54	379	0:10:00	379	0:09:37
Kaiser San Francisco	2	0:09:46	3	0:27:00	1	0:02:49
Kaiser South San Francisco	258	0:12:16	257	0:10:00	298	0:10:40
Mills-Peninsula	942	0:15:00	1000	0:15:24	888	0:15:02
Palo Alto Veterans	27	0:09:57	29	0:10:56	29	0:09:25
San Mateo Medical Center	312	0:10:00	285	0:10:00	280	0:09:20
Santa Clara Valley Medical Center	0	0:00:00	2	0:04:15	5	0:05:00
Sequoia	220	0:08:03	229	0:10:00	201	0:08:13
Seton	260	0:10:48	260	0:12:00	253	0:11:41
Seton Coastside	0	0:00:00	0	0:00:00	1	0:13:00
Sf. Luke's	1	0:05:00	0	0:00:00	0	0:00:00
Stanford University Hospital	531	0:09:27	539	0:08:27	584	0:09:29
UC San Francisco	9	0:19:43	3	0:22:12	6	0:23:28
Zuckerberg San Francisco General	84	0:13:31	99	0:11:46	102	0:10:51

San Mateo County EMS Agency APOT - 2

Hospital Name	July 2021					August 2021					September 2021				
	2.1	2.2	2.3	2.4	2.5	2.1	2.2	2.3	2.4	2.5	2.1	2.2	2.3	2.4	2.5
Cal Pacific - Davies	2	0	0	0	0	0	0	0	0	0	0	0	0	0	0
Dominican	2	0	0	0	0	0	0	0	0	0	1	0	0	0	0
Eden	0	0	0	0	0	8	0	0	0	0	0	0	0	0	0
El Camino	2	0	0	0	0	0	0	0	0	0	0	0	0	0	0
Kaiser Redwood City	333	4	0	0	0	367	12	0	0	0	373	6	0	0	0
Kaiser San Francisco	2	0	0	0	0	2	1	0	0	0	1	0	0	0	0
Kaiser South San Francisco	247	10	1	0	0	247	10	0	0	0	289	9	0	0	0
Mills-Peninsula	889	53	0	0	0	946	53	1	0	0	838	50	0	0	0
Palo Alto Veterans	27	0	0	0	0	27	2	0	0	0	28	1	0	0	0
San Mateo Medical Center	309	3	0	0	0	276	8	1	0	0	277	3	0	0	0
Santa Clara Valley Medical Center	0	0	0	0	0	2	0	0	0	0	5	0	0	0	0
Sequoia	215	5	0	0	0	223	6	0	0	0	201	0	0	0	0
Seton	245	14	1	0	0	255	5	0	0	0	242	10	1	0	0
Seton Coastside	0	0	0	0	0	0	0	0	0	0	1	0	0	0	0
St. Luke's	1	0	0	0	0	0	0	0	0	0	0	0	0	0	0
Stanford University Hospital	518	12	1	0	0	534	5	0	0	0	578	6	0	0	0
UC San Francisco	8	1	0	0	0	2	1	0	0	0	4	2	0	0	0
Zuckerberg San Francisco General	81	3	0	0	0	97	2	0	0	0	98	4	0	0	0

San Mateo County EMS Agency - Reported Hospital 90th Percentile APOT Times and Count of Offloads



Santa Barbara County EMS Agency

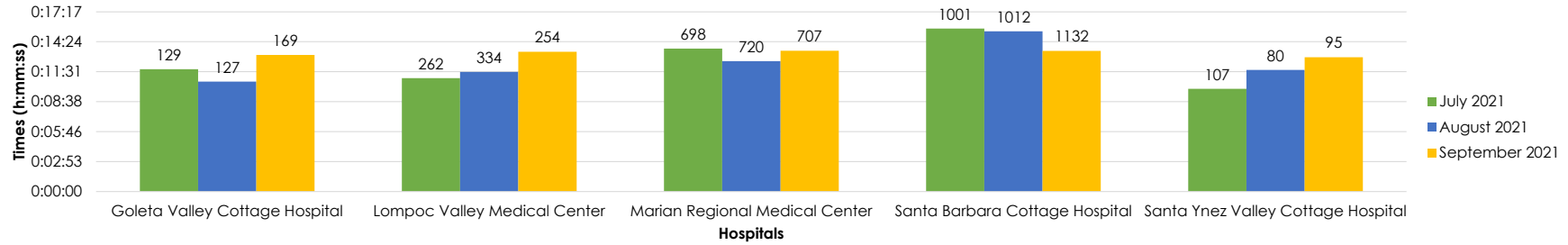
Santa Barbara County EMS Agency APOT - 1

Hospital Name	July 2021		August 2021		September 2021	
	Offloads	90th Percentile APOT Time	Offloads	90th Percentile APOT Time	Offloads	90th Percentile APOT Time
Goleta Valley Cottage Hospital	129	0:11:45	127	0:10:34	169	0:13:08
Lompoc Valley Medical Center	262	0:10:54	334	0:11:30	254	0:13:26
Marian Regional Medical Center	698	0:13:44	720	0:12:32	707	0:13:32
Santa Barbara Cottage Hospital	1001	0:15:40	1012	0:15:24	1132	0:13:31
Santa Ynez Valley Cottage Hospital	107	0:09:52	80	0:11:41	95	0:12:55

Santa Barbara County EMS Agency APOT - 2

Hospital Name	July 2021					August 2021					September 2021				
	2.1	2.2	2.3	2.4	2.5	2.1	2.2	2.3	2.4	2.5	2.1	2.2	2.3	2.4	2.5
Galeta Valley Cottage Hospital	125	4	0	0	0	127	0	0	0	0	168	1	0	0	0
Lompoc Valley Medical Center	258	4	0	0	0	324	10	0	0	0	251	3	0	0	0
Marian Regional Medical Center	673	25	0	0	0	712	8	1	0	0	689	18	3	0	0
Santa Barbara Cottage Hospital	958	43	1	0	0	983	29	0	0	0	1115	17	1	0	0
Santa Ynez Valley Cottage Hospital	106	1	0	0	0	80	0	0	0	0	95	0	0	0	0

Santa Barbara County EMS Agency - Reported Hospital 90th Percentile APOT Times and Count of Offloads



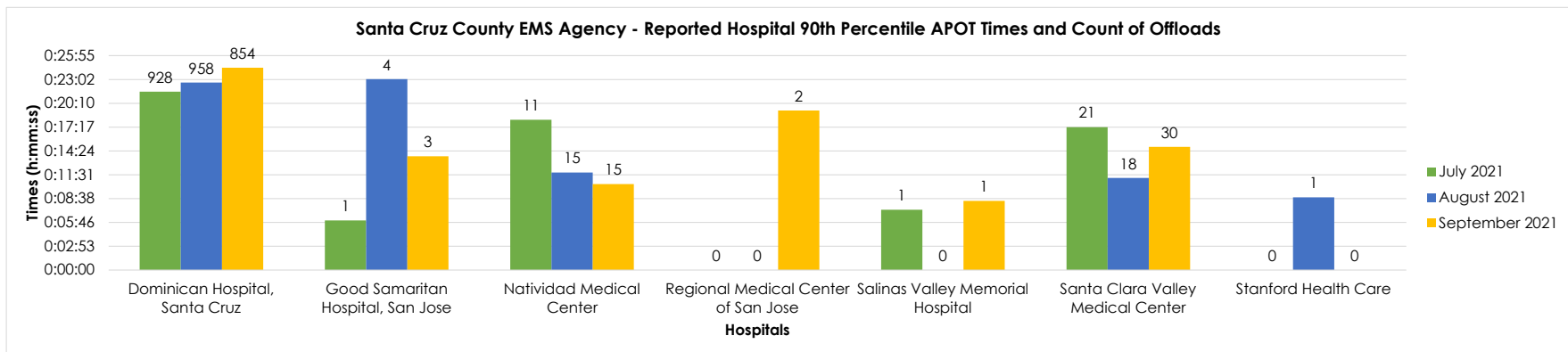
Santa Cruz County EMS Agency

Santa Cruz County EMS Agency APOT - 1

Hospital Name	July 2021		August 2021		September 2021	
	Offloads	90th Percentile APOT Time	Offloads	90th Percentile APOT Time	Offloads	90th Percentile APOT Time
Dominican Hospital, Santa Cruz	928	0:21:34	958	0:22:40	854	0:24:27
Good Samaritan Hospital, San Jose	1	0:06:00	4	0:23:05	3	0:13:45
Natividad Medical Center	11	0:18:10	15	0:11:48	15	0:10:24
Regional Medical Center of San Jose	0	0:00:00	0	0:00:00	2	0:19:18
Salinas Valley Memorial Hospital	1	0:07:18	0	0:00:00	1	0:08:22
Santa Clara Valley Medical Center	21	0:17:17	18	0:11:08	30	0:14:54
Stanford Health Care	0	0:00:00	1	0:08:48	0	0:00:00
Watsonville Community Hospital	283	0:18:15	328	0:21:55	258	0:24:47

Santa Cruz County EMS Agency APOT - 2

Hospital Name	July 2021					August 2021					September 2021				
	2.1	2.2	2.3	2.4	2.5	2.1	2.2	2.3	2.4	2.5	2.1	2.2	2.3	2.4	2.5
Dominican Hospital, Santa Cruz	853	75	0	0	0	870	87	1	0	0	757	90	7	0	0
Good Samaritan Hospital, San Jose	1	0	0	0	0	3	1	0	0	0	3	0	0	0	0
Natividad Medical Center	11	0	0	0	0	15	0	0	0	0	14	1	0	0	0
Regional Medical Center of San Jose	0	0	0	0	0	0	0	0	0	0	1	1	0	0	0
Salinas Valley Memorial Hospital	1	0	0	0	0	0	0	0	0	0	1	0	0	0	0
Santa Clara Valley Medical Center	21	0	0	0	0	18	0	0	0	0	29	1	0	0	0
Stanford Health Care	0	0	0	0	0	1	0	0	0	0	0	0	0	0	0
Watsonville Community Hospital	268	15	0	0	0	294	33	1	0	0	224	32	1	1	0



Sierra-Sacramento Valley EMS Agency

Sierra-Sacramento Valley EMS Agency APOT - 1

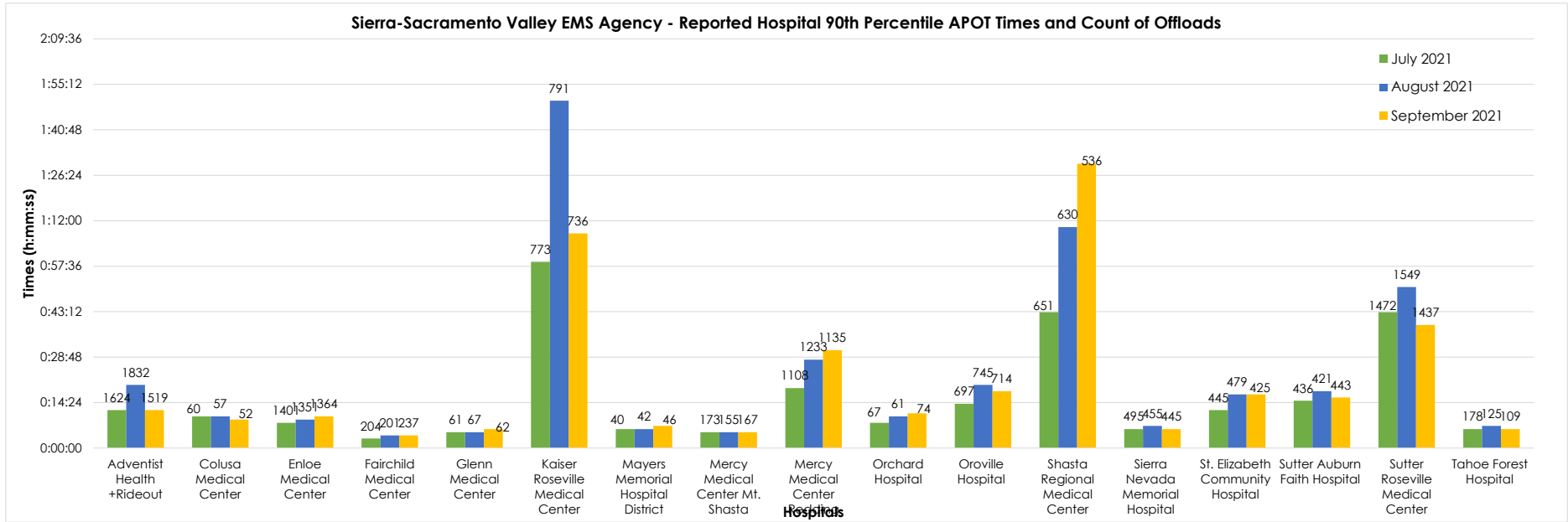
Hospital Name	July 2021		August 2021		September 2021	
	Offloads	90th Percentile APOT Time	Offloads	90th Percentile APOT Time	Offloads	90th Percentile APOT Time
Adventist Health +Rideout	1624	0:12:00	1832	0:20:00	1519	0:12:00
Colusa Medical Center	60	0:10:00	57	0:10:00	52	0:09:00
Enloe Medical Center	1401	0:08:00	1351	0:09:00	1364	0:10:00
Fairchild Medical Center	204	0:03:00	201	0:04:00	237	0:04:00
Glenn Medical Center	61	0:05:00	67	0:05:00	62	0:06:00
Kaiser Roseville Medical Center	773	0:59:00	791	1:50:00	736	1:08:00
Mayers Memorial Hospital District	40	0:06:00	42	0:06:00	46	0:07:00
Mercy Medical Center Mt. Shasta	173	0:05:00	155	0:05:00	167	0:05:00
Mercy Medical Center Redding	1108	0:19:00	1233	0:28:00	1135	0:31:00
Orchard Hospital	67	0:08:00	61	0:10:00	74	0:11:00
Oroville Hospital	697	0:14:00	745	0:20:00	714	0:18:00
Shasta Regional Medical Center	651	0:43:00	630	1:10:00	536	1:30:00
Sierra Nevada Memorial Hospital	495	0:06:00	455	0:07:00	445	0:06:00
St. Elizabeth Community Hospital	445	0:12:00	479	0:17:00	425	0:17:00
Sutter Auburn Faith Hospital	436	0:15:00	421	0:18:00	443	0:16:00
Sutter Roseville Medical Center	1472	0:43:00	1549	0:51:00	1437	0:39:00
Tahoe Forest Hospital	178	0:06:00	125	0:07:00	109	0:06:00

Sierra-Sacramento Valley EMS Agency APOT - 2

Hospital Name	July 2021					August 2021					September 2021				
	2.1	2.2	2.3	2.4	2.5	2.1	2.2	2.3	2.4	2.5	2.1	2.2	2.3	2.4	2.5
Adventist Health +Rideout	1574	47	3	0	0	1641	167	21	2	1	1476	42	1	0	0
Colusa Medical Center	60	0	0	0	0	57	0	0	0	0	51	0	0	0	0
Enloe Medical Center	1398	3	0	0	0	1344	7	0	0	0	1355	9	0	0	0
Fairchild Medical Center	204	0	0	0	0	200	1	0	0	0	236	1	0	0	0
Glenn Medical Center	61	0	0	0	0	67	0	0	0	0	63	0	0	0	0
Kaiser Roseville Medical Center	428	272	56	10	7	318	292	119	47	15	344	300	80	9	3
Mayers Memorial Hospital District	40	0	0	0	0	42	0	0	0	0	45	1	0	0	0
Mercy Medical Center Mt. Shasta	170	3	0	0	0	152	3	0	0	0	166	0	1	0	0
Mercy Medical Center Redding	1025	77	6	0	0	1017	193	20	2	1	915	195	23	1	1
Orchard Hospital	65	2	0	0	0	59	2	0	0	0	74	0	0	0	0
Oroville Hospital	672	24	0	0	1	671	73	1	0	0	659	51	4	0	0
Shasta Regional Medical Center	479	143	29	0	0	410	139	63	11	7	340	105	52	28	11
Sierra Nevada Memorial Hospital	494	1	0	0	0	447	7	0	0	1	444	1	0	0	0

Sierra-Sacramento Valley EMS Agency APOT - 2 Cont...

Hospital Name	July 2021					August 2021					September 2021				
	2.1	2.2	2.3	2.4	2.5	2.1	2.2	2.3	2.4	2.5	2.1	2.2	2.3	2.4	2.5
St. Elizabeth Community Hospital	435	10	0	0	0	438	34	7	0	0	398	22	5	0	0
Sutter Auburn Faith Hospital	418	18	0	0	0	390	30	1	0	0	419	24	0	0	0
Sutter Roseville Medical Center	862	559	48	3	0	840	602	96	11	0	851	549	35	2	0
Tahoe Forest Hospital	176	1	1	0	0	124	1	0	0	0	107	2	0	0	0



Solano County EMS Agency

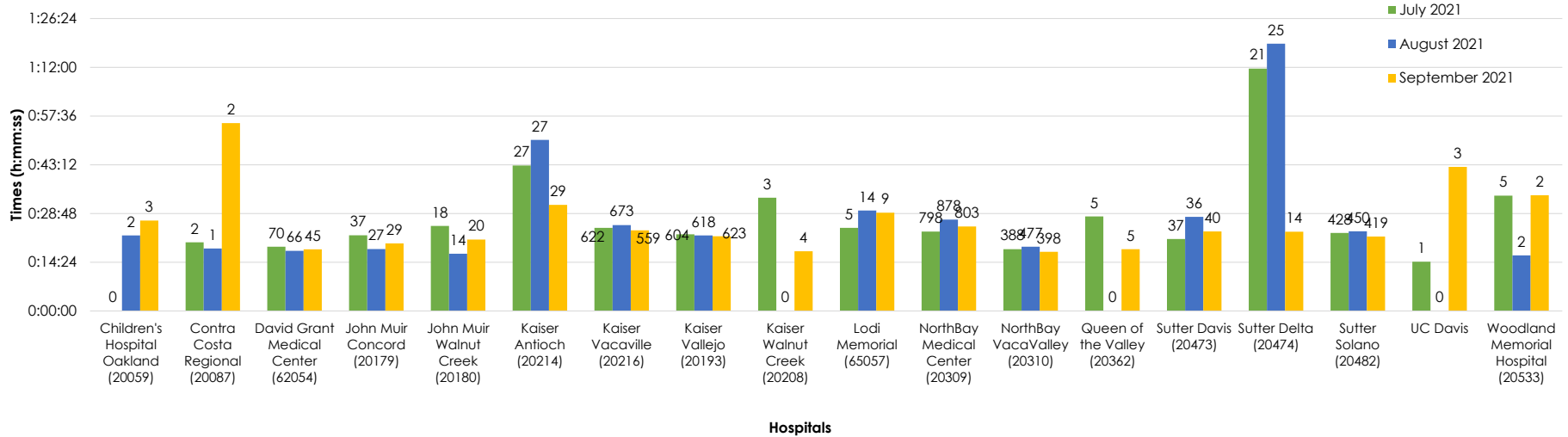
Solano County EMS Agency APOT -1

Hospital Name	July 2021		August 2021		September 2021	
	Offloads	90th Percentile APOT Time	Offloads	90th Percentile APOT Time	Offloads	90th Percentile APOT Time
Children's Hospital Oakland (20059)	0	0:00:00	2	0:22:20	3	0:26:44
Contra Costa Regional (20087)	2	0:20:18	1	0:18:30	2	0:55:32
David Grant Medical Center (62054)	70	0:19:00	66	0:17:48	45	0:18:14
John Muir Concord (20179)	37	0:22:24	27	0:18:19	29	0:20:00
John Muir Walnut Creek (20180)	18	0:25:09	14	0:16:57	20	0:21:08
Kaiser Antioch (20214)	27	0:43:00	27	0:50:33	29	0:31:23
Kaiser Vacaville (20216)	622	0:24:34	673	0:25:24	559	0:23:50
Kaiser Vallejo (20193)	604	0:22:40	618	0:22:20	623	0:22:06
Kaiser Walnut Creek (20208)	3	0:33:28	0	0:00:00	4	0:17:39
Lodi Memorial (65057)	5	0:24:34	14	0:29:41	9	0:29:03
NorthBay Medical Center (20309)	798	0:23:30	878	0:27:00	803	0:25:00
NorthBay VacaValley (20310)	388	0:18:17	477	0:19:00	398	0:17:30
Queen of the Valley (20362)	5	0:27:56	0	0:00:00	5	0:18:16
Sutter Davis (20473)	37	0:21:16	36	0:27:50	40	0:23:32
Sutter Delta (20474)	21	1:11:38	25	1:18:57	14	0:23:26
Sutter Solano (20482)	428	0:23:05	450	0:23:33	419	0:22:00
UC Davis	1	0:14:35	0	0:00:00	3	0:42:36
Woodland Memorial Hospital (20533)	5	0:34:06	2	0:16:26	2	0:34:13

Solano County EMS Agency APOT - 2

Hospital Name	July 2021					August 2021					September 2021				
	2.1	2.2	2.3	2.4	2.5	2.1	2.2	2.3	2.4	2.5	2.1	2.2	2.3	2.4	2.5
Children's Hospital Oakland (20059)	0	0	0	0	0	1	1	0	0	0	1	2	0	0	0
Contra Costa Regional (20087)	1	1	0	0	0	1	0	0	0	0	0	2	0	0	0
David Grant Medical Center (62054)	64	6	0	0	0	65	1	0	0	0	44	1	0	0	0
John Muir Concord (20179)	30	7	0	0	0	25	2	0	0	0	27	2	0	0	0
John Muir Walnut Creek (20180)	12	6	0	0	0	13	1	0	0	0	17	3	0	0	0
Kaiser Antioch (20214)	18	8	1	0	0	13	11	3	0	0	17	12	0	0	0
Kaiser Vacaville (20216)	475	145	2	0	0	515	157	1	0	0	447	108	3	1	0
Kaiser Vallejo (20193)	507	97	0	0	0	522	93	3	0	0	522	100	1	0	0
Kaiser Walnut Creek (20208)	1	2	0	0	0	0	0	0	0	0	4	0	0	0	0
Lodi Memorial (65057)	4	1	0	0	0	11	3	0	0	0	5	4	0	0	0
NorthBay Medical Center (20309)	663	135	0	0	0	682	194	2	0	0	620	182	1	0	0
NorthBay VacaValley (20310)	355	32	0	0	0	434	38	5	0	0	372	24	2	0	0
Queen of the Valley (20362)	2	3	0	0	0	0	0	0	0	0	5	0	0	0	0
Sutter Davis (20473)	32	5	0	0	0	24	11	1	0	0	30	10	0	0	0
Sutter Delta (20474)	7	11	3	0	0	6	13	6	0	0	10	4	0	0	0
Sutter Solano (20482)	350	76	2	0	0	362	86	2	0	0	347	72	0	0	0
UC Davis	1	0	0	0	0	0	0	0	0	0	1	2	0	0	0
Woodland Memorial Hospital (20533)	4	1	0	0	0	2	0	0	0	0	1	1	0	0	0

Solano County EMS Agency - Reported Hospital 90th Percentile APOT Times and Count of Offloads



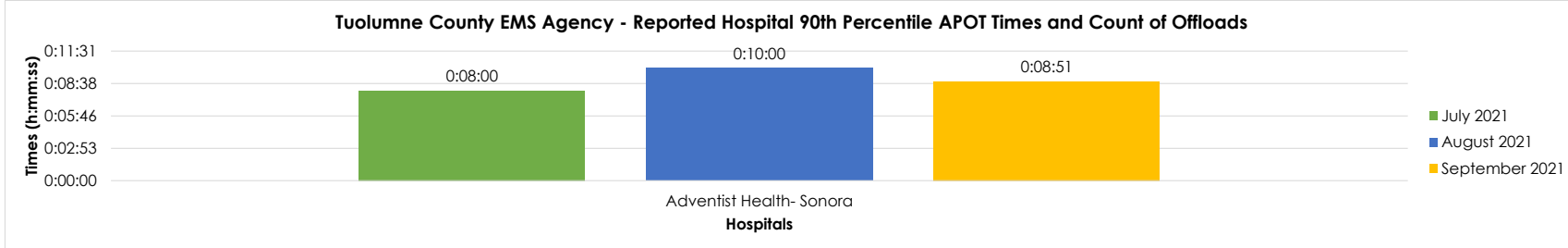
Tuolumne County EMS Agency

Tuolumne County EMS Agency APOT - 1

Hospital Name	July 2021		August 2021		September 2021	
	Offloads	90th Percentile APOT Time	Offloads	90th Percentile APOT Time	Offloads	90th Percentile APOT Time
Adventist Health- Sonora	480	0:08:00	468	0:10:00	417	0:08:51

Tuolumne County EMS Agency APOT - 2

Hospital Name	July 2021					August 2021					September 2021				
	2.1	2.2	2.3	2.4	2.5	2.1	2.2	2.3	2.4	2.5	2.1	2.2	2.3	2.4	2.5
Adventist Health- Sonora	471	9	0	0	0	461	7	0	0	0	415	2	0	0	0



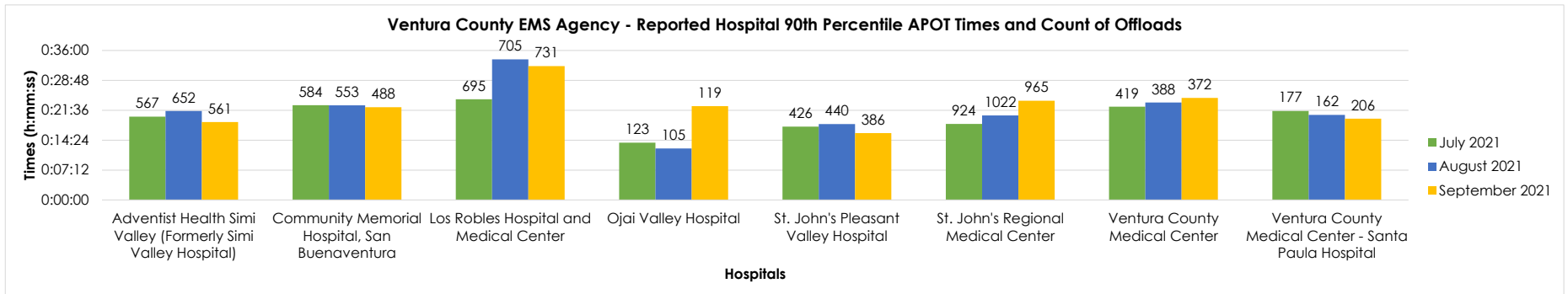
Ventura County EMS Agency

Ventura County EMS Agency APOT - 1

Hospital Name	July 2021		August 2021		September 2021	
	Offloads	90th Percentile APOT Time	Offloads	90th Percentile APOT Time	Offloads	90th Percentile APOT Time
Adventist Health Simi Valley (Formerly Simi Valley Hospital)	567	0:20:05	652	0:21:26	561	0:18:46
Community Memorial Hospital, San Buenaventura	584	0:22:51	553	0:22:49	488	0:22:22
Los Robles Hospital and Medical Center	695	0:24:17	705	0:33:52	731	0:32:15
Ojai Valley Hospital	123	0:13:49	105	0:12:26	119	0:22:37
St. John's Pleasant Valley Hospital	426	0:17:41	440	0:18:17	386	0:16:08
St. John's Regional Medical Center	924	0:18:20	1022	0:20:22	965	0:23:54
Ventura County Medical Center	419	0:22:28	388	0:23:29	372	0:24:35
Ventura County Medical Center - Santa Paula Hospital	177	0:21:27	162	0:20:30	206	0:19:36

Ventura County EMS Agency APOT - 2

Hospital Name	July 2021					August 2021					September 2021				
	2.1	2.2	2.3	2.4	2.5	2.1	2.2	2.3	2.4	2.5	2.1	2.2	2.3	2.4	2.5
Adventist Health Simi Valley (Formerly Simi Valley Hospital)	515	48	4	0	0	582	70	0	0	0	523	37	1	0	0
Community Memorial Hospital, San Buenaventura	509	74	1	0	0	484	67	2	0	0	433	54	1	0	0
Los Robles Hospital and Medical Center	593	101	1	0	0	526	167	10	0	2	550	159	20	1	0
Ojai Valley Hospital	119	3	1	0	0	103	2	0	0	0	105	14	0	0	0
St. John's Pleasant Valley Hospital	411	14	1	0	0	409	31	0	0	0	370	16	0	0	0
St. John's Regional Medical Center	866	54	3	1	0	930	87	5	0	0	839	118	6	1	1
Ventura County Medical Center	368	50	1	0	0	334	53	1	0	0	318	54	0	0	0
Ventura County Medical Center - Santa Paula Hospital	159	17	1	0	0	149	13	0	0	0	193	13	0	0	0



Yolo County EMS Agency

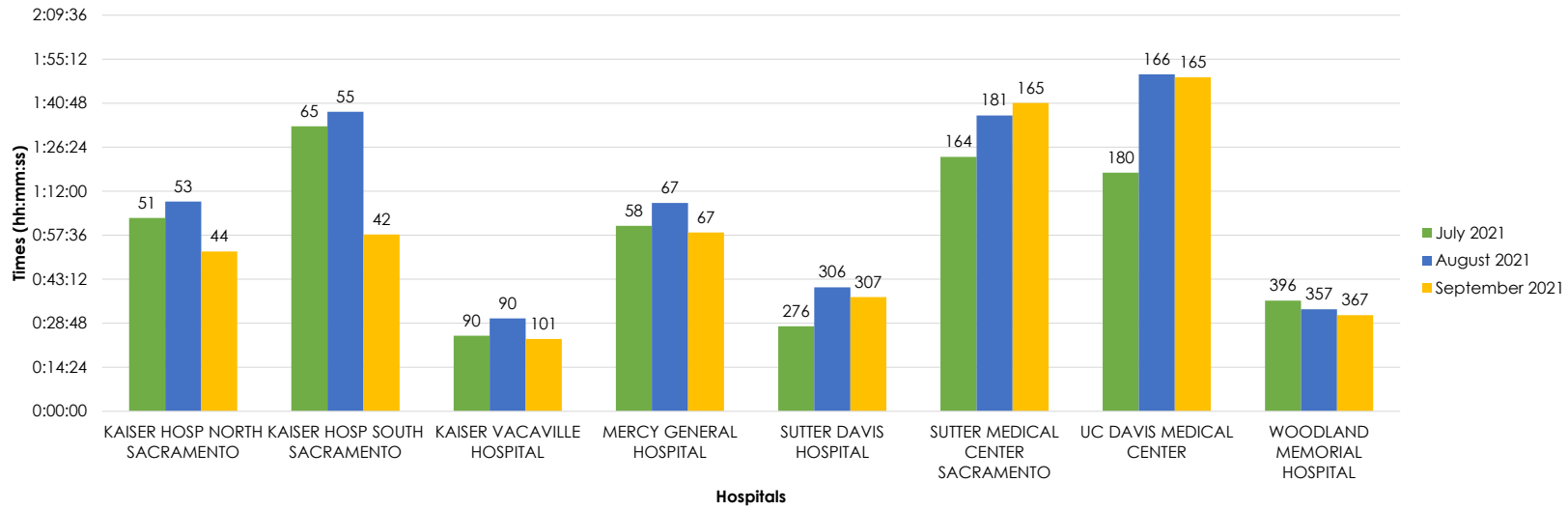
Yolo County EMS Agency APOT - 1

Hospital Name	July 2021		August 2021		September 2021	
	Offloads	90th Percentile APOT Time	Offloads	90th Percentile APOT Time	Offloads	90th Percentile APOT Time
KAISER HOSP NORTH SACRAMENTO	51	1:03:16	53	1:08:36	44	0:52:15
KAISER HOSP SOUTH SACRAMENTO	65	1:33:15	55	1:38:01	42	0:57:50
KAISER VACAVILLE HOSPITAL	90	0:24:41	90	0:30:22	101	0:23:37
MERCY GENERAL HOSPITAL	58	1:00:39	67	1:08:09	67	0:58:29
SUTTER DAVIS HOSPITAL	276	0:27:47	306	0:40:33	307	0:37:20
SUTTER MEDICAL CENTER SACRAMENTO	164	1:23:14	181	1:36:48	165	1:40:54
UC DAVIS MEDICAL CENTER	180	1:18:04	166	1:50:15	165	1:49:15
WOODLAND MEMORIAL HOSPITAL	396	0:36:12	357	0:33:20	367	0:31:27

Yolo County EMS Agency APOT - 2

Hospital Name	July 2021					August 2021					September 2021				
	2.1	2.2	2.3	2.4	2.5	2.1	2.2	2.3	2.4	2.5	2.1	2.2	2.3	2.4	2.5
KAISER HOSP NORTH SACRAMENTO	19	23	7	1	0	16	31	4	2	0	12	29	3	0	0
KAISER HOSP SOUTH SACRAMENTO	39	10	10	6	0	19	22	11	2	1	24	15	3	0	0
KAISER VACAVILLE HOSPITAL	68	22	0	0	0	74	15	1	0	0	82	19	0	0	0
MERCY GENERAL HOSPITAL	20	35	2	1	0	28	31	6	1	1	28	32	7	0	0
SUTTER DAVIS HOSPITAL	236	35	5	0	0	249	47	8	1	1	257	39	10	1	0
SUTTER MEDICAL CENTER SACRAMENTO	45	88	24	6	1	42	83	46	6	4	41	80	31	7	6
UC DAVIS MEDICAL CENTER	115	50	8	1	6	86	55	9	9	7	100	47	6	4	8
WOODLAND MEMORIAL HOSPITAL	309	75	10	2	0	289	64	3	0	1	298	64	3	2	0

Yolo County EMS Agency - Reported Hospital 90th Percentile APOT Times and Count of Offloads



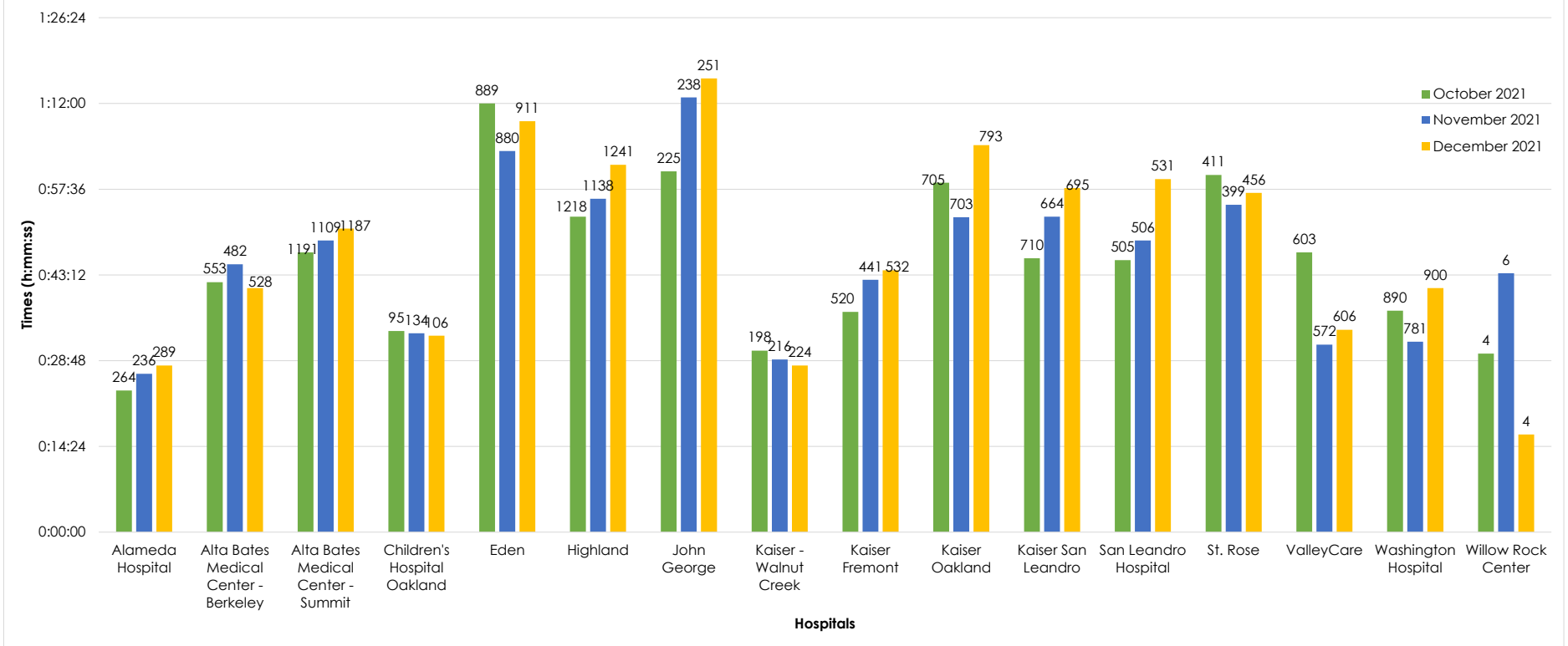
Local EMS Agency 2021 Quarter Four (4) Ambulance Patient Offload Time (APOT)

Alameda County EMS Agency

Alameda County EMS Agency APOT - 1	October 2021		November 2021		December 2021	
	Offloads	90th Percentile APOT Time	Offloads	90th Percentile APOT Time	Offloads	90th Percentile APOT Time
Alameda Hospital	264	0:23:48	236	0:26:36	289	0:28:00
Alta Bates Medical Center - Berkeley	553	0:42:00	482	0:45:00	528	0:41:00
Alta Bates Medical Center - Summit	1191	0:47:00	1109	0:49:00	1187	0:51:00
Children's Hospital Oakland	95	0:33:48	134	0:33:24	106	0:33:00
Eden	889	1:12:00	880	1:04:00	911	1:09:00
Highland	1218	0:53:00	1138	0:56:00	1241	1:01:42
John George	225	1:00:36	238	1:13:00	251	1:16:12
Kaiser - Walnut Creek	198	0:30:30	216	0:29:00	224	0:28:00
Kaiser Fremont	520	0:37:00	441	0:42:24	532	0:44:00
Kaiser Oakland	705	0:58:42	703	0:52:54	793	1:05:00
Kaiser San Leandro	710	0:46:00	664	0:53:00	695	0:57:48
San Leandro Hospital	505	0:45:42	506	0:49:00	531	0:59:18
St. Rose	411	1:00:00	399	0:55:00	456	0:57:00
ValleyCare	603	0:47:00	572	0:31:30	606	0:34:00
Washington Hospital	890	0:37:12	781	0:32:00	900	0:41:00
Willow Rock Center	4	0:30:00	6	0:43:30	4	0:16:24

Alameda County EMS Agency APOT - 2	October 2021					November 2021					December 2021				
	2.1	2.2	2.3	2.4	2.5	2.1	2.2	2.3	2.4	2.5	2.1	2.2	2.3	2.4	2.5
Alameda Hospital	223	34	2	0	5	203	25	3	0	5	236	42	3	2	6
Alta Bates Medical Center - Berkeley	367	163	9	0	14	329	131	11	2	9	342	167	7	2	10
Alta Bates Medical Center - Summit	649	485	36	2	19	632	419	33	3	22	584	526	61	9	7
Children's Hospital Oakland	74	18	2	0	1	94	36	1	0	3	83	21	1	0	1
Eden	438	330	95	7	19	443	339	88	4	6	402	384	105	10	10
Highland	570	565	62	5	16	523	527	61	5	22	553	557	105	15	11
John George	79	123	19	1	3	71	127	32	4	4	73	128	41	3	6
Kaiser - Walnut Creek	147	44	2	0	5	163	52	0	0	1	166	55	1	1	1
Kaiser Fremont	366	131	7	3	13	291	125	18	0	7	345	153	24	2	8
Kaiser Oakland	362	283	47	1	12	351	299	40	3	10	389	311	74	8	11
Kaiser San Leandro	392	285	26	0	7	330	287	36	5	6	322	310	54	2	7
San Leandro Hospital	284	198	15	2	6	272	203	18	3	10	242	240	41	3	5
St. Rose	221	150	27	6	7	208	158	24	3	6	243	177	25	5	6
ValleyCare	402	164	27	3	7	439	118	11	0	4	447	140	10	3	6
Washington Hospital	626	227	12	4	21	595	159	10	0	17	620	239	20	3	18
Willow Rock Center	2	2	0	0	0	3	3	0	0	0	4	0	0	0	0

Alameda County EMS Agency - Reported Hospital 90th Percentile APOT Times and Count of Offloads



Central California EMS Agency

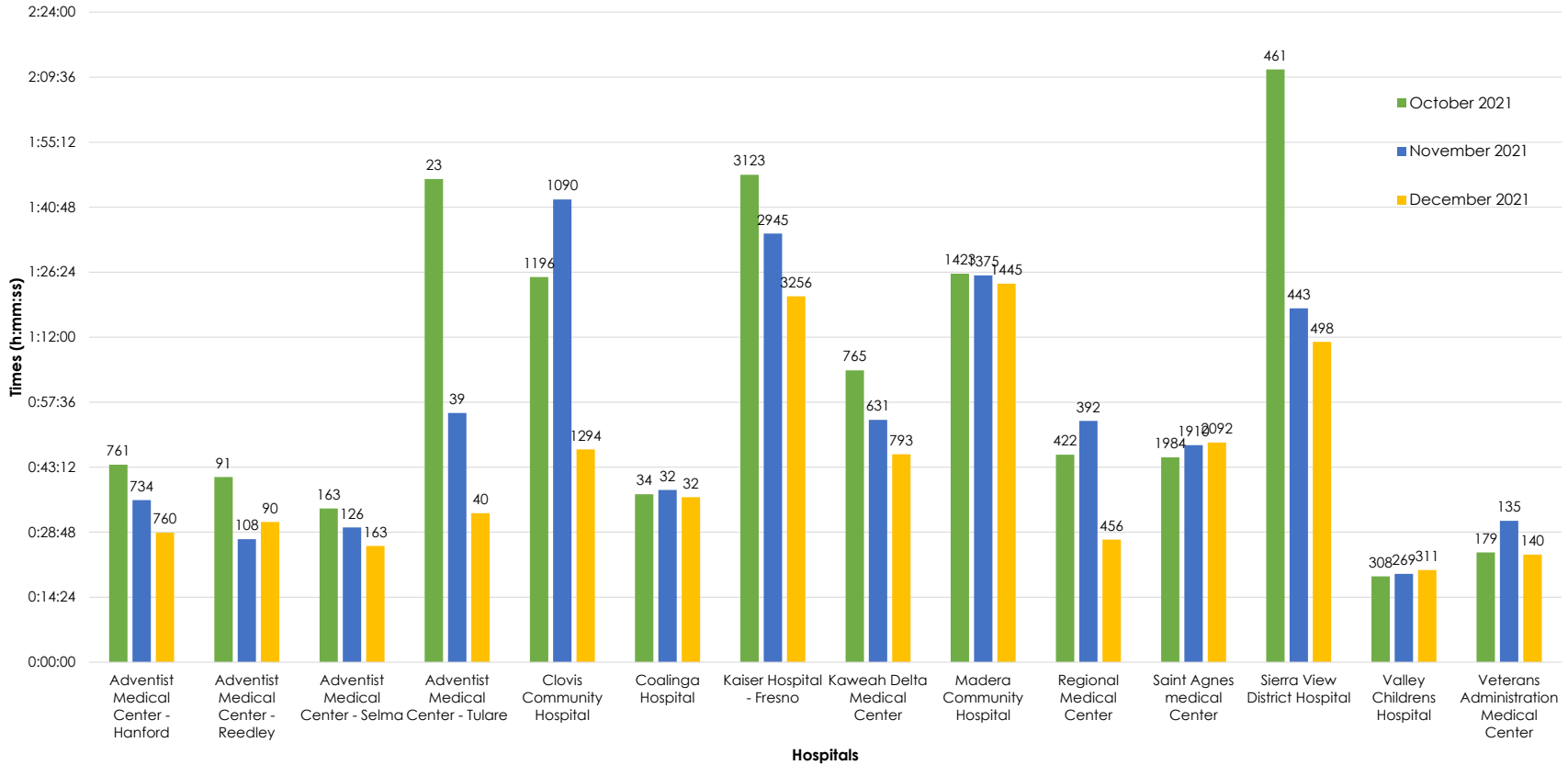
Central California EMS Agency APOT -1

Hospital Name	October 2021		November 2021		December 2021	
	Offloads	90th Percentile APOT Time	Offloads	90th Percentile APOT Time	Offloads	90th Percentile APOT Time
Adventist Medical Center - Hanford	761	0:43:46	734	0:35:55	760	0:28:41
Adventist Medical Center - Reedley	91	0:41:01	108	0:27:16	90	0:31:03
Adventist Medical Center - Selma	163	0:34:03	126	0:29:51	163	0:25:45
Adventist Medical Center - Tulare	23	1:47:02	39	0:55:12	40	0:33:01
Clovis Community Hospital	1196	1:25:19	1090	1:42:32	1294	0:47:08
Coalinga Hospital	34	0:37:13	32	0:38:09	32	0:36:33
Kaiser Hospital - Fresno	3123	1:48:00	2945	1:34:57	3256	1:21:03
Kaweah Delta Medical Center	765	1:04:40	631	0:53:41	793	0:46:04
Madera Community Hospital	1423	1:26:05	1375	1:25:42	1445	1:23:52
Regional Medical Center	422	0:45:59	392	0:53:27	456	0:27:09
Saint Agnes medical Center	1984	0:45:24	1910	0:48:05	2092	0:48:39
Sierra View District Hospital	461	2:11:20	443	1:18:24	498	1:10:58
Valley Childrens Hospital	308	0:19:01	269	0:19:34	311	0:20:25
Veterans Administration Medical Center	179	0:24:19	135	0:31:19	140	0:23:50

Central California EMS Agency APOT - 2

Hospital Name	October 2021					November 2021					December 2021				
	2.1	2.2	2.3	2.4	2.5	2.1	2.2	2.3	2.4	2.5	2.1	2.2	2.3	2.4	2.5
Adventist Medical Center - Hanford	483	248	27	3	0	513	202	18	0	1	589	161	10	0	0
Adventist Medical Center - Reedley	73	17	0	1	0	84	20	3	0	1	71	18	0	0	1
Adventist Medical Center - Selma	128	29	5	1	0	101	22	3	0	0	135	24	4	0	0
Adventist Medical Center - Tulare	17	3	0	2	1	22	14	3	0	0	32	7	1	0	0
Clovis Community Hospital	435	589	94	30	48	352	537	102	37	62	635	568	51	13	27
Coalinga Hospital	24	9	1	0	0	22	9	1	0	0	19	12	1	0	0
Community Regional Medical Center	1185	1202	458	128	150	1145	1207	379	94	120	1372	1328	371	91	94
Kaiser Hospital - Fresno	394	284	67	13	7	367	220	33	6	5	514	231	44	3	1
Kaweah Delta Medical Center	523	656	154	26	64	435	677	183	41	39	534	663	153	32	63
Madera Community Hospital	297	102	19	4	0	253	110	27	1	1	350	103	2	0	1
Saint Agnes medical Center	704	1203	63	3	11	673	1142	81	9	5	827	1134	96	13	22
Sierra View District Hospital	118	219	74	16	34	168	204	52	5	14	200	231	51	10	8
Valley Childrens Hospital	281	25	2	0	0	246	22	1	0	0	276	33	2	0	0
Veterans Administration Medical Center	177	1	1	0	0	108	27	0	0	0	121	18	1	0	0

Central California EMS Agency - Reported Hospital 90th Percentile APOT Times and Count of Offloads



Coastal Valleys EMS Agency

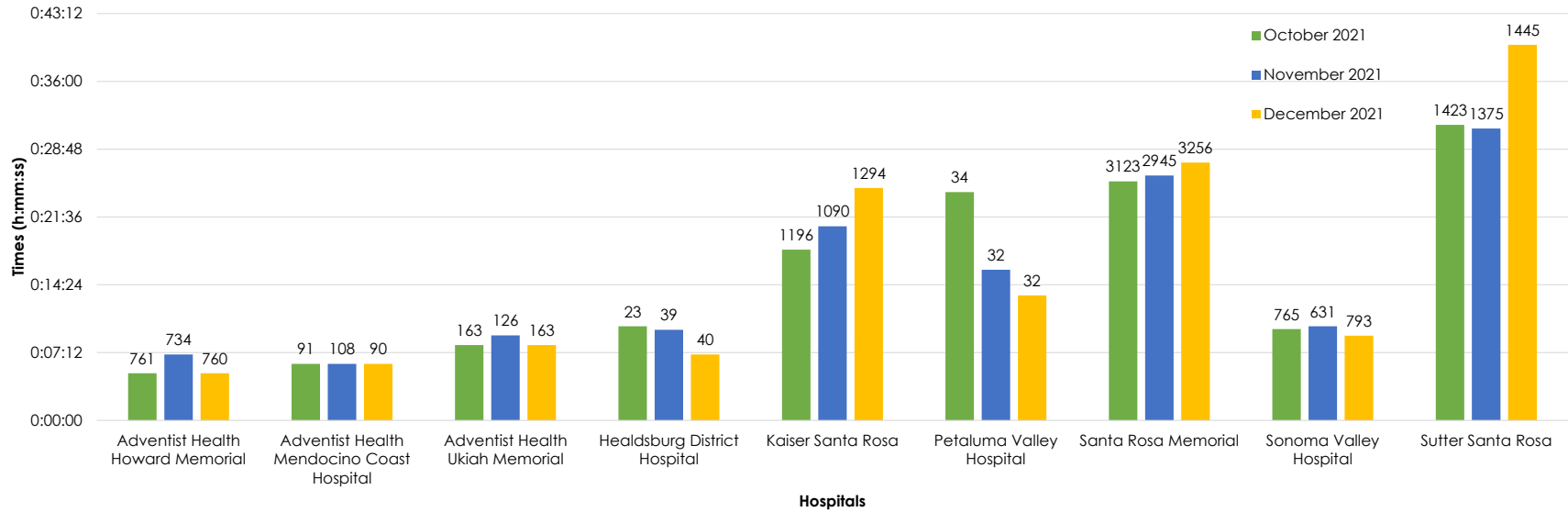
Coastal Valleys EMS Agency APOT - 1

Hospital Name	October 2021		November 2021		December 2021	
	Offloads	90th Percentile APOT Time	Offloads	90th Percentile APOT Time	Offloads	90th Percentile APOT Time
Adventist Health Howard Memorial	104	0:05:00	100	0:07:00	91	0:05:00
Adventist Health Mendocino Coast Hospital	131	0:06:00	119	0:06:00	137	0:06:00
Adventist Health Ukiah Memorial	274	0:08:00	283	0:09:02	245	0:08:00
Healdsburg District Hospital	66	0:10:00	61	0:09:37	66	0:07:00
Kaiser Santa Rosa	682	0:18:08	638	0:20:37	674	0:24:41
Petaluma Valley Hospital	318	0:24:15	344	0:16:00	331	0:13:16
Santa Rosa Memorial	1110	0:25:23	1057	0:26:00	1,062	0:27:23
Sonoma Valley Hospital	134	0:09:42	152	0:10:00	166	0:09:00
Sutter Santa Rosa	622	0:31:23	549	0:31:00	606	0:39:53

Coastal Valleys EMS Agency APOT - 2

Hospital Name	October 2021					November 2021					December 2021				
	2.1	2.2	2.3	2.4	2.5	2.1	2.2	2.3	2.4	2.5	2.1	2.2	2.3	2.4	2.5
Adventist Health Howard Memorial	103	1	0	0	0	99	1	0	0	0	91	0	0	0	0
Adventist Health Mendocino Coast Hospital	131	0	0	0	0	119	0	0	0	0	137	0	0	0	0
Adventist Health Ukiah Memorial	274	0	0	0	0	283	0	0	0	0	243	2	0	0	0
Healdsburg District Hospital	66	0	0	0	0	61	0	0	0	0	65	1	0	0	0
Kaiser Santa Rosa	634	40	4	3	1	575	55	5	2	1	595	65	6	6	2
Petaluma Valley Hospital	281	29	4	3	1	319	22	1	2	0	313	18	0	0	0
Santa Rosa Memorial	950	145	9	5	1	906	131	11	8	1	911	127	13	9	2
Sonoma Valley Hospital	132	2	0	0	0	148	3	0	1	0	166	0	0	0	0
Sutter Santa Rosa	494	107	16	4	1	442	91	15	1	0	459	132	5	8	2

Coastal Valleys EMS Agency - Reported Hospital 90th Percentile APOT Times and Count of Offloads

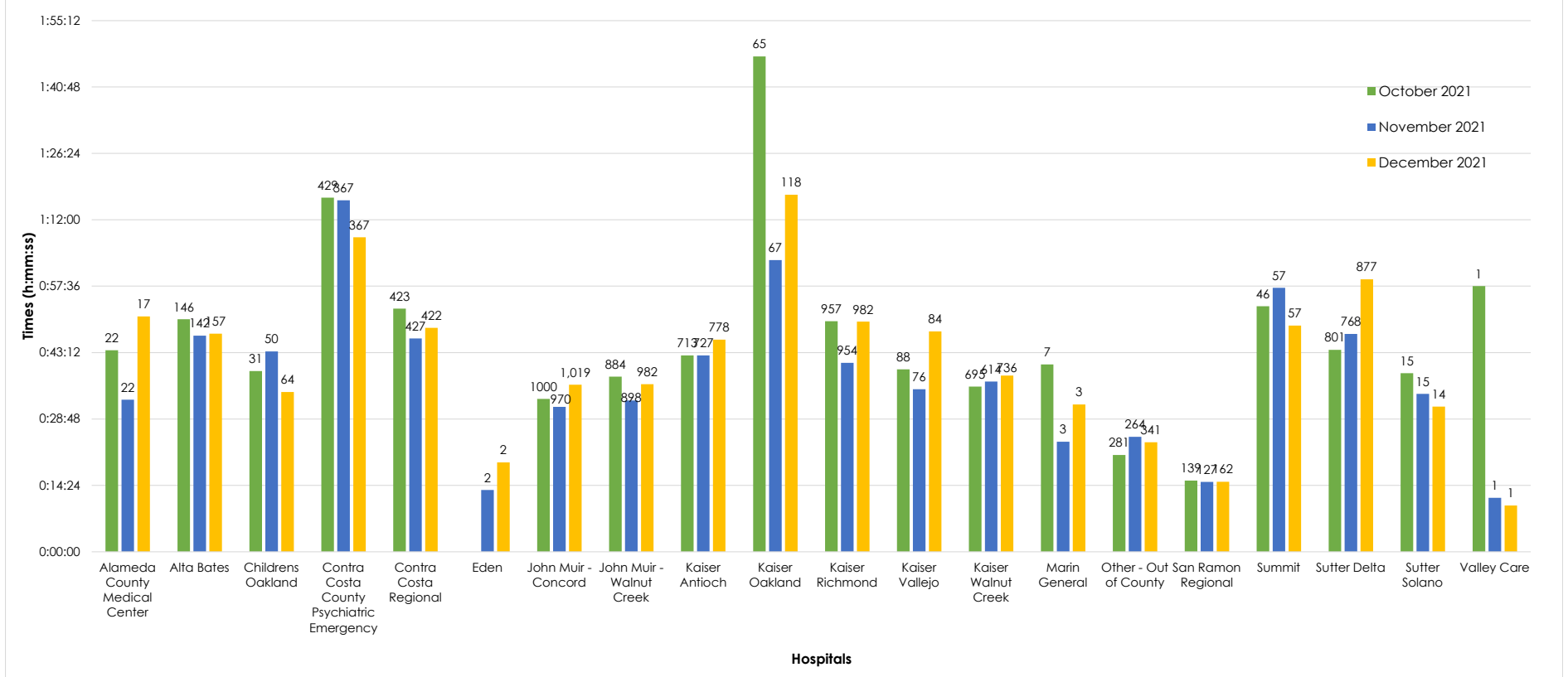


Contra Costa County EMS Agency

Contra Costa County EMS Agency APOT - 1	October 2021		November 2021		December 2021	
	Offloads	90th Percentile APOT Time	Offloads	90th Percentile APOT Time	Offloads	90th Percentile APOT Time
Alameda County Medical Center	22	0:43:43	22	0:32:59	17	0:51:01
Alta Bates	146	0:50:25	142	0:46:52	157	0:47:17
Childrens Oakland	31	0:39:13	50	0:43:28	64	0:34:39
Contra Costa County Psychiatric Emergency	429	1:16:47	367	1:16:13	367	1:08:12
Contra Costa Regional	423	0:52:44	427	0:46:16	422	0:48:33
Eden			2	0:13:24	2	0:19:24
John Muir - Concord	1000	0:33:10	970	0:31:27	1,019	0:36:14
John Muir - Walnut Creek	884	0:38:00	898	0:32:49	982	0:36:22
Kaiser Antioch	713	0:42:36	727	0:42:35	778	0:46:02
Kaiser Oakland	65	1:47:25	67	1:03:15	118	1:17:26
Kaiser Richmond	957	0:50:00	954	0:40:59	982	0:49:54
Kaiser Vallejo	88	0:39:35	76	0:35:15	84	0:47:46
Kaiser Walnut Creek	695	0:35:51	614	0:36:56	736	0:38:14
Marin General	7	0:40:39	3	0:23:52	3	0:31:57
Other - Out of County	281	0:21:00	264	0:24:56	341	0:23:46
San Ramon Regional	139	0:15:27	127	0:15:09	162	0:15:12
Summit	46	0:53:15	57	0:57:14	57	0:49:03
Sutter Delta	801	0:43:49	768	0:47:14	877	0:59:05
Sutter Solano	15	0:38:44	15	0:34:15	14	0:31:30
Valley Care	1	0:57:36	1	0:11:42	1	0:10:02

Contra Costa County EMS Agency APOT - 2	October 2021					November 2021					December 2021				
	2.1	2.2	2.3	2.4	2.5	2.1	2.2	2.3	2.4	2.5	2.1	2.2	2.3	2.4	2.5
Alameda County Medical Center	11	11	0	0	0	14	8	0	0	0	4	12	1	0	0
Alta Bates	45	91	10	0	0	36	101	5	0	0	57	91	9	0	0
Childrens Oakland	21	10	0	0	0	27	23	0	0	0	34	28	2	0	0
Contra Costa County Psychiatric Emergency	65	283	76	5	0	81	221	55	5	5	89	222	50	5	1
Contra Costa Regional	179	217	24	3	0	197	204	25	1	0	178	220	22	2	0
Eden						2	0	0	0	0	1	1	0	0	0
John Muir - Concord	653	341	6	0	0	624	338	8	0	0	634	357	28	0	0
John Muir - Walnut Creek	526	350	8	0	0	564	330	4	0	0	575	400	5	1	1
Kaiser Antioch	288	400	25	0	0	289	421	16	1	0	298	452	23	4	1
Kaiser Oakland	17	37	9	0	2	16	42	8	1	0	18	70	27	3	0
Kaiser Richmond	237	667	47	6	0	346	601	7	0	0	344	571	48	12	7
Kaiser Vallejo	29	58	1	0	0	45	31	0	0	0	32	50	2	0	0
Kaiser Walnut Creek	342	350	3	0	0	303	310	1	0	0	354	379	3	0	0
Marin General	3	4	0	0	0	1	2	0	0	0	2	1	0	0	0
Other - Out of County	249	31	1	0	0	216	46	2	0	0	291	48	2	0	0
San Ramon Regional	134	4	1	0	0	123	3	1	0	0	153	9	0	0	0
Summit	15	27	4	0	0	17	35	5	0	0	17	36	2	2	0
Sutter Delta	367	402	32	0	0	348	379	40	1	0	352	441	73	8	3
Sutter Solano	10	5	0	0	0	8	7	0	0	0	6	8	0	0	0
Valley Care	0	1	0	0	0	1	0	0	0	0	1	0	0	0	0

Contra Costa County EMS Agency - Reported Hospital 90th Percentile APOT Times and Count of Offloads



El Dorado County EMS Agency

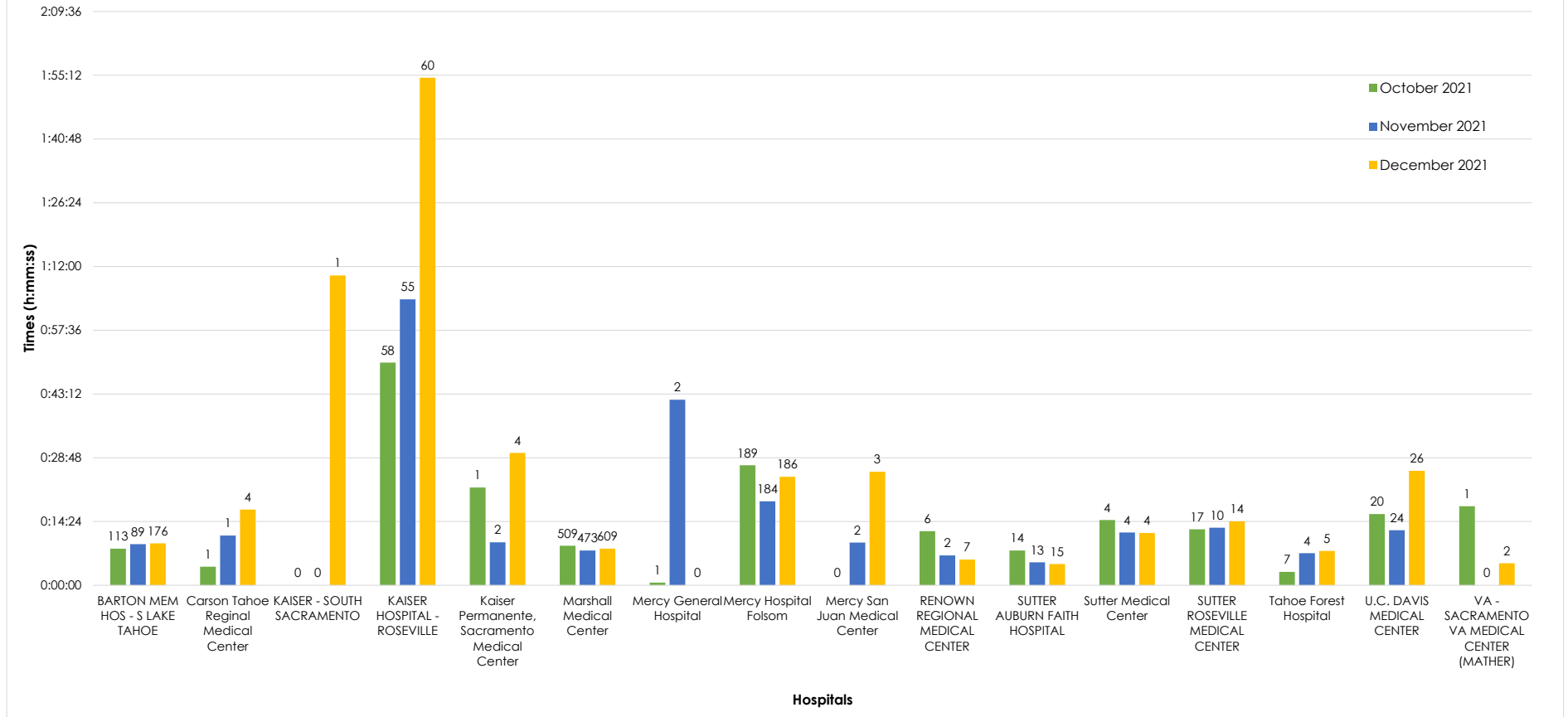
El Dorado County EMS Agency APOT -1

Hospital Name	October 2021		November 2021		December 2021	
	Offloads	90th Percentile APOT Time	Offloads	90th Percentile APOT Time	Offloads	90th Percentile APOT Time
BARTON MEM HOS - S LAKE TAHOE	113	0:08:16	89	0:09:17	176	0:09:27
Carson Tahoe Reginal Medical Center	1	0:04:11	1	0:11:14	4	0:17:07
KAISER - SOUTH SACRAMENTO	0	0:00:00	0	0:00:00	1	1:10:00
KAISER HOSPITAL - ROSEVILLE	58	0:50:19	55	1:04:36	60	1:54:38
Kaiser Permanente, Sacramento Medical Center	1	0:22:05	2	0:09:42	4	0:29:54
Marshall Medical Center	509	0:08:56	473	0:07:51	609	0:08:16
Mercy General Hospital	1	0:00:36	2	0:41:55	0	0:00:00
Mercy Hospital Folsom	189	0:27:07	184	0:18:57	186	0:24:31
Mercy San Juan Medical Center	0	0:00:00	2	0:09:39	3	0:25:39
RENOWN REGIONAL MEDICAL CENTER	6	0:12:13	2	0:06:45	7	0:05:48
SUTTER AUBURN FAITH HOSPITAL	14	0:07:51	13	0:05:11	15	0:04:48
Sutter Medical Center	4	0:14:44	4	0:11:56	4	0:11:49
SUTTER ROSEVILLE MEDICAL CENTER	17	0:12:38	10	0:13:00	14	0:14:27
Tahoe Forest Hospital	7	0:03:01	4	0:07:15	5	0:07:46
U.C. DAVIS MEDICAL CENTER	20	0:16:06	24	0:12:26	26	0:25:52
VA - SACRAMENTO VA MEDICAL CENTER (MATHER)	1	0:17:51	0	0:00:00	2	0:04:59

El Dorado County EMS Agency APOT - 2

Hospital Name	October 2021					November 2021					December 2021				
	2.1	2.2	2.3	2.4	2.5	2.1	2.2	2.3	2.4	2.5	2.1	2.2	2.3	2.4	2.5
BARTON MEM HOS - S LAKE TAHOE	108	5				88	1				166	10			
Carson Tahoe Reginal Medical Center	1					1					4				
KAISER - SOUTH SACRAMENTO	0										1				
KAISER HOSPITAL - ROSEVILLE	41	12	4	1		33	14	7	1		32	15	7	6	
Kaiser Permanente, Sacramento Medical Center	1					2					3	1			
Marshall Medical Center	507	2				470	3				604	5			
Mercy General Hospital	1					1	1								
Mercy Hospital Folsom	156	28	5			169	15				159	25	2		
Mercy San Juan Medical Center	0					2					2	1			
RENOWN REGIONAL MEDICAL CENTER	6					2					7				
SUTTER AUBURN FAITH HOSPITAL	13	1				13					15				
Sutter Medical Center	4					4					4				
SUTTER ROSEVILLE MEDICAL CENTER	16	1				10					13	1			
Tahoe Forest Hospital	7					4					5				
U.C. DAVIS MEDICAL CENTER	18	2				23					22	4			
VA - SACRAMENTO VA MEDICAL CENTER (MATHER)	1					0					2				

El Dorado County EMS Agency - Reported Hospital 90th Percentile APOT Times and Count of Offloads



Inland Counties Emergency Medical Agency

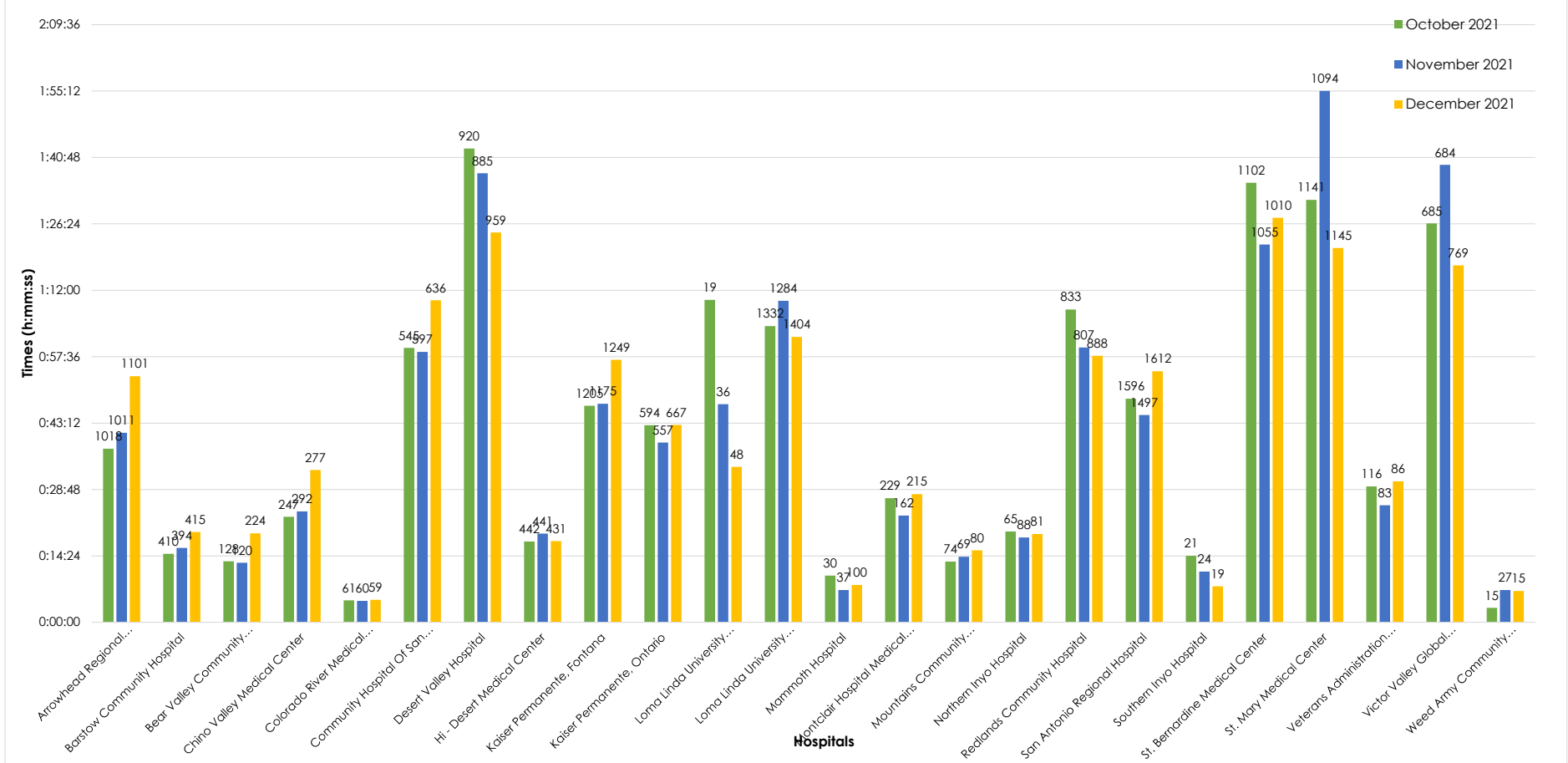
Inland Counties Emergency Medical Agency APOT - 1

Hospital Name	October 2021		November 2021		December 2021	
	Offloads	90th Percentile APOT Time	Offloads	90th Percentile APOT Time	Offloads	90th Percentile APOT Time
Arrowhead Regional Medical Center	1018	0:37:39	1011	0:41:06	1101	0:53:22
Barstow Community Hospital	410	0:14:51	394	0:16:08	415	0:19:34
Bear Valley Community Healthcare District	128	0:13:14	120	0:12:54	224	0:19:17
Chino Valley Medical Center	247	0:22:53	292	0:24:02	277	0:33:02
Colorado River Medical Center	61	0:04:46	60	0:04:38	59	0:04:53
Community Hospital Of San Bernardino	545	0:59:31	597	0:58:38	636	1:09:50
Desert Valley Hospital	920	1:42:43	885	1:37:21	959	1:24:31
Hi - Desert Medical Center	442	0:17:32	441	0:19:14	431	0:17:37
Kaiser Permanente, Fontana	1205	0:46:58	1175	0:47:24	1249	0:56:56
Kaiser Permanente, Ontario	594	0:42:45	557	0:38:59	667	0:42:48
Loma Linda University Children's Hospital	19	1:09:56	36	0:47:18	48	0:33:43
Loma Linda University Medical Center	1332	1:04:15	1284	1:09:44	1404	1:01:54
Mammoth Hospital	30	0:10:08	37	0:07:00	100	0:08:05
Montclair Hospital Medical Center	229	0:26:55	162	0:23:09	215	0:27:48
Mountains Community Hospital	74	0:13:10	69	0:14:13	80	0:15:37
Northern Inyo Hospital	65	0:19:41	88	0:18:23	81	0:19:08
Redlands Community Hospital	833	1:07:51	807	0:59:36	888	0:57:49
San Antonio Regional Hospital	1596	0:48:30	1497	0:44:58	1612	0:54:27
Southern Inyo Hospital	21	0:14:25	24	0:11:00	19	0:07:48
St. Bernardine Medical Center	1102	1:35:19	1055	1:21:54	1010	1:27:42
St. Mary Medical Center	1141	1:31:36	1094	1:55:13	1145	1:21:09
Veterans Administration Loma Linda Healthcar	116	0:29:29	83	0:25:23	86	0:30:34
Victor Valley Global Medical Center	685	1:26:30	684	1:39:11	769	1:17:23
Weed Army Community Hospital (Wach) - Ft Ir	15	0:03:09	27	0:07:00	15	0:06:48

Inland Counties Emergency Medical Agency APOT - 2

Hospital Name	October 2021					November 2021					December 2021				
	2.1	2.2	2.3	2.4	2.5	2.1	2.2	2.3	2.4	2.5	2.1	2.2	2.3	2.4	2.5
Arrowhead Regional Medical Center	766	221	30	1	0	704	265	41	1	0	703	315	71	6	6
Barstow Community Hospital	386	22	2	0	0	372	21	1	0	0	375	36	4	0	0
Bear Valley Community Healthcare District	124	4	0	0	0	117	3	0	0	0	205	18	1	0	0
Chino Valley Medical Center	212	34	1	0	0	246	43	3	0	0	215	49	13	0	0
Colorado River Medical Center	61	0	0	0	0	60	0	0	0	0	59	0	0	0	0
Community Hospital Of San Bernardino	181	310	48	4	2	194	347	49	6	1	199	344	80	12	1
Desert Valley Hospital	219	439	200	47	15	249	400	187	38	11	237	506	188	22	6
Hi - Desert Medical Center	413	28	1	0	0	408	31	2	0	0	400	30	1	0	0
Kaiser Permanente, Fontana	618	510	68	7	2	591	507	73	4	0	604	538	94	11	2
Kaiser Permanente, Ontario	325	248	17	3	1	288	254	15	0	0	354	280	31	1	1
Loma Linda University Children's Hospital	10	6	3	0	0	23	12	1	0	0	34	11	3	0	0
Loma Linda University Medical Center	573	606	133	16	4	510	591	157	18	8	563	679	148	11	3
Mammoth Hospital	30	0	0	0	0	37	0	0	0	0	99	1	0	0	0
Montclair Hospital Medical Center	187	41	1	0	0	135	27	0	0	0	169	41	3	2	0
Mountains Community Hospital	73	1	0	0	0	66	3	0	0	0	76	4	0	0	0
Northern Inyo Hospital	59	6	0	0	0	82	6	0	0	0	73	8	0	0	0
Redlands Community Hospital	301	413	110	9	0	339	388	68	11	1	350	459	72	5	2
San Antonio Regional Hospital	680	842	68	5	1	672	770	53	1	1	642	846	107	15	2
Southern Inyo Hospital	19	2	0	0	0	22	2	0	0	0	17	2	0	0	0
St. Bernardine Medical Center	259	557	232	44	10	269	553	194	28	11	309	484	171	34	12
St. Mary Medical Center	203	619	263	45	11	195	541	259	76	23	203	686	221	31	4
Veterans Administration Loma Linda Healthcar	92	21	3	0	0	63	19	1	0	0	59	24	3	0	0
Victor Valley Global Medical Center	169	333	160	21	2	142	311	188	30	13	215	392	146	14	2
Weed Army Community Hospital (Wach) - Ft Ir	15	0	0	0	0	27	0	0	0	0	15	0	0	0	0

Inland Counties Emergency Medical Agency - Reported Hospital 90th Percentile APOT Times and Count of Offloads



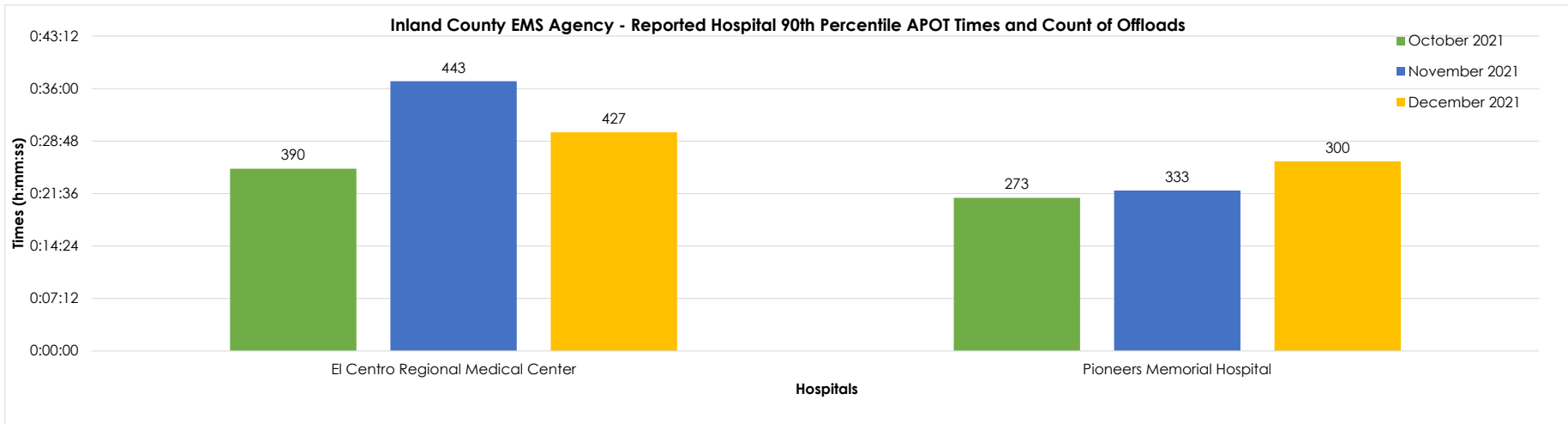
Imperial County EMS Agency

Imperial County EMS Agency APOT - 1

Hospital Name	October 2021		November 2021		December 2021	
	Offloads	90th Percentile APOT Time	Offloads	90th Percentile APOT Time	Offloads	90th Percentile APOT Time
El Centro Regional Medical Center	390	0:25:00	443	0:37:00	427	0:30:00
Pioneers Memorial Hospital	273	0:21:00	333	0:22:00	300	0:26:00

Imperial County EMS Agency APOT - 2

Hospital Name	October 2021					November 2021					December 2021				
	2.1	2.2	2.3	2.4	2.5	2.1	2.2	2.3	2.4	2.5	2.1	2.2	2.3	2.4	2.5
El Centro Regional Medical Center	330	53	3	4	0	336	95	12	0	0	339	77	11	0	0
Pioneers Memorial Hospital	244	26	3	0	0	293	40	0	0	0	251	43	6	0	0



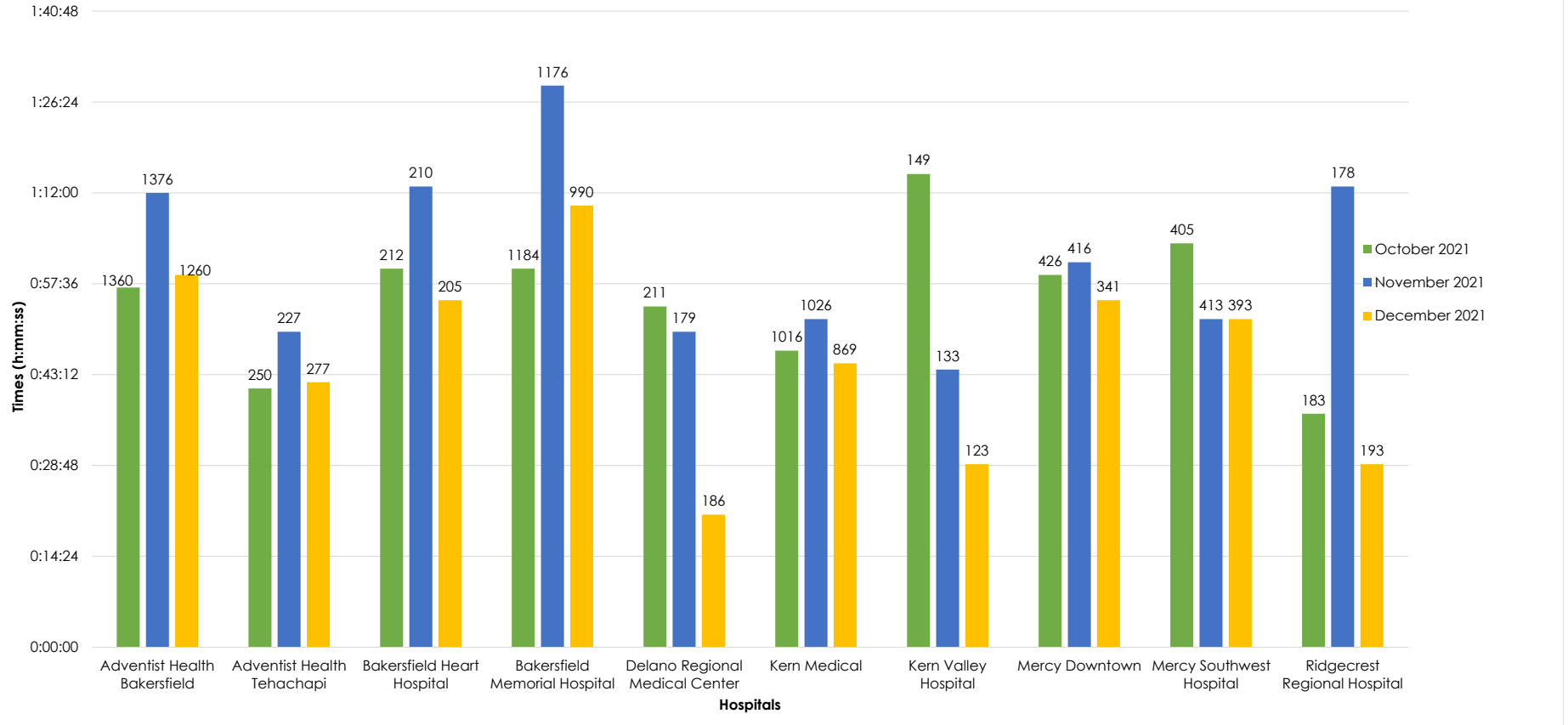
Kern County EMS Agency APOT - 1

Hospital Name	October 2021		November 2021		December 2021	
	Offloads	90th Percentile APOT Time	Offloads	90th Percentile APOT Time	Offloads	90th Percentile APOT Time
Adventist Health Bakersfield	1360	0:57:00	1376	1:12:00	1260	0:59:00
Adventist Health Tehachapi	250	0:41:00	227	0:50:00	277	0:42:00
Bakersfield Heart Hospital	212	1:00:00	210	1:13:00	205	0:55:00
Bakersfield Memorial Hospital	1184	1:00:00	1176	1:29:00	990	1:10:00
Delano Regional Medical Center	211	0:54:00	179	0:50:00	186	0:21:00
Kern Medical	1016	0:47:00	1026	0:52:00	869	0:45:00
Kern Valley Hospital	149	1:15:00	133	0:44:00	123	0:29:00
Mercy Downtown	426	0:59:00	416	1:01:00	341	0:55:00
Mercy Southwest Hospital	405	1:04:00	413	0:52:00	393	0:52:00
Ridgecrest Regional Hospital	183	0:37:00	178	1:13:00	193	0:29:00

Kern County EMS Agency APOT - 2

Hospital Name	October 2021					November 2021					December 2021				
	2.1	2.2	2.3	2.4	2.5	2.1	2.2	2.3	2.4	2.5	2.1	2.2	2.3	2.4	2.5
Adventist Health Bakersfield	290	957	108	4	1	236	934	161	40	5	250	893	109	6	2
Adventist Health Tehachapi	145	94	10	1	0	137	74	12	2	2	177	91	6	2	1
Bakersfield Heart Hospital	74	117	16	4	1	58	125	19	7	1	62	126	13	3	1
Bakersfield Memorial Hospital	364	622	137	41	20	334	616	163	38	25	307	542	110	20	11
Delano Regional Medical Center	91	99	18	1	2	73	96	10	0	0	106	80	0	0	0
Kern Medical	360	609	45	1	1	320	648	56	1	1	323	525	20	0	1
Kern Valley Hospital	100	31	11	5	2	88	35	4	1	5	95	20	3	2	3
Mercy Downtown	120	264	39	3	0	140	233	33	7	3	118	193	24	6	0
Mercy Southwest Hospital	119	239	40	6	1	128	253	29	3	0	118	249	24	2	0
Ridgecrest Regional Hospital	139	32	10	1	1	126	28	14	5	5	157	23	5	3	5

Kern County EMS Agency - Reported Hospital 90th Percentile APOT Times and Count of Offloads



Los Angeles County EMS Agency

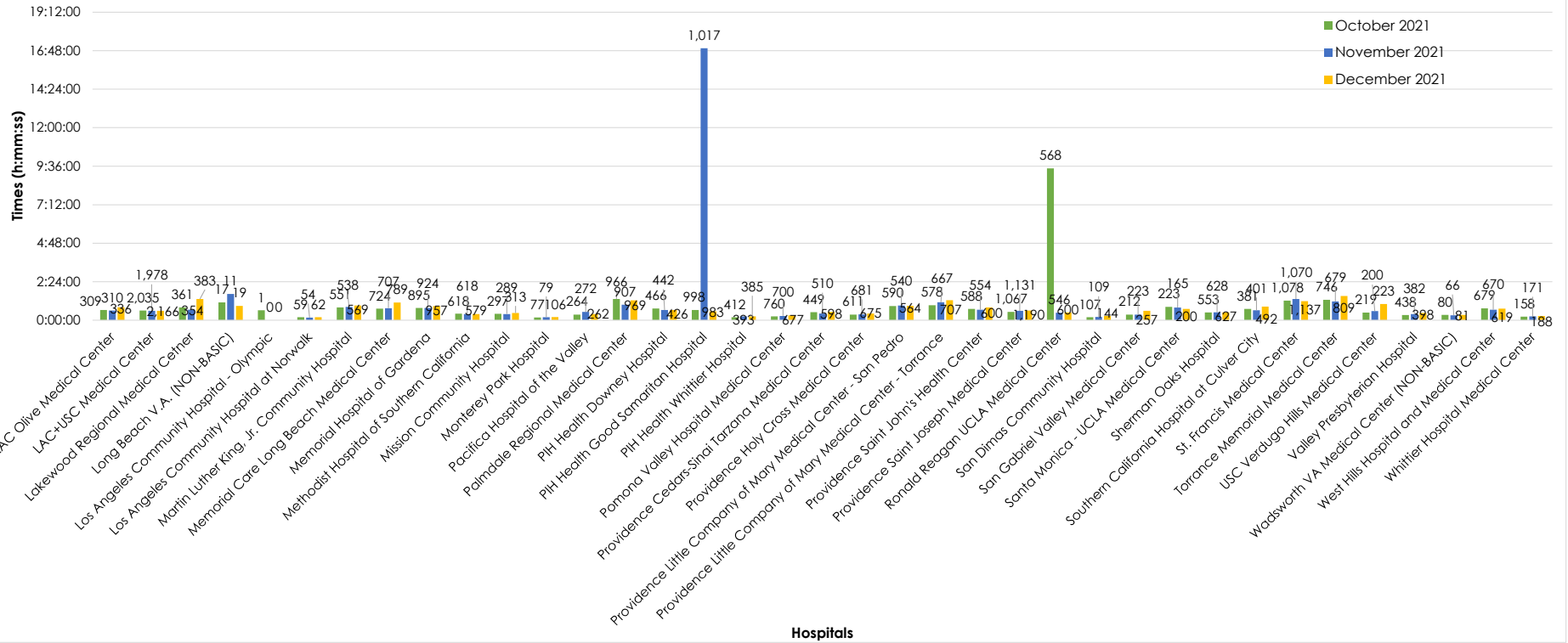
Los Angeles County EMS Agency APOT -1

Hospital Name	October 2021		November 2021		December 2021	
	Offloads	90th Percentile APOT Time	Offloads	90th Percentile APOT Time	Offloads	90th Percentile APOT Time
Adventist Health--Glendale	864	0:31:00	840	0:31:00	696	0:33:00
Adventist Health--White Memorial	233	0:31:36	245	0:35:36	231	0:38:00
Alhambra Hospital Medical Center	254	0:16:00	249	0:19:00	266	0:25:30
Antelope Valley Hospital	1,740	1:03:00	1,732	0:51:54	1,869	1:03:12
Beverly Hospital	397	0:13:00	366	0:13:00	380	0:14:00
Catalina Island Medical Center	22	0:10:00	15	0:06:48	13	0:07:48
Cedars Sinai Medical Center	1,361	0:48:00	1,297	0:43:00	1,324	0:48:00
Cedars-Sinai Marina Del Rey Hospital	692	0:55:00	627	0:46:24	629	0:47:12
Centinela Hospital Medical Center	1,639	1:00:00	1,583	1:02:00	1,594	1:20:00
Children's Hospital Los Angeles	106	0:21:30	96	0:15:30	85	0:19:00
Coast Plaza Hospital	164	0:11:42	181	0:14:00	181	0:11:00
College Medical Center	643	0:38:00	340	0:48:00	296	0:54:30
Community Hospital of Huntington Park	280	0:38:12	240	1:00:06	311	0:56:00

Los Angeles County EMS Agency APOT -1 Cont...

Hospital Name	October 2021		November 2021		December 2021	
	Offloads	90th Percentile APOT Time	Offloads	90th Percentile APOT Time	Offloads	90th Percentile APOT Time
Dignity Health--California Hospital Medical Center	731	0:57:00	692	0:58:00	671	0:56:00
Dignity Health--Glendale Memorial Hospital Medical Center	401	0:21:00	413	0:24:00	480	0:29:00
Dignity Health--Northridge Hospital Medical Center	988	0:28:00	1,011	0:29:00	1,074	0:29:00
Dignity Health--St. Mary Medical Center	687	0:52:24	746	0:43:30	807	1:04:00
East Los Angeles Doctors Hospital	130	0:27:06	130	0:21:00	161	0:33:00
Emanate Health Foothill Prebyterian Hospital	202	0:16:00	183	0:15:00	177	0:15:24
Emanate Health Inter-Community Hospital	252	0:17:00	248	0:20:18	238	0:20:18
Emanate Health Queen of the Valley Campus	408	0:21:18	409	0:24:00	404	0:26:00
Encino Hospital Medical Center	135	0:15:00	164	0:21:42	162	0:18:54
Garfield Medical Center	205	0:11:00	208	0:09:00	222	0:13:00
Greater El Monte Community Hospital	133	0:11:00	132	0:11:54	160	0:10:00
Henry Mayo Newhall Hospital	1,078	0:34:00	1,080	0:37:00	1,075	0:41:00
Hollywood Presbyterian Medical Center	832	0:35:00	794	0:40:42	820	0:43:00
Huntington Hospital	883	0:24:00	897	0:28:00	978	0:32:00
Hyperbaric Chamber (NON-BASIC)	1	0:00:00	0	0:00:00	0	0:00:00
Kaiser Foundation - Baldwin Park	122	0:18:00	78	0:15:54	86	0:19:30
Kaiser Foundation - Bellflower	281	0:59:00	280	1:06:36	279	1:14:36
Kaiser Foundation - Los Angeles	334	0:48:42	318	0:42:00	311	0:49:00
Kaiser Foundation - Panorama City	381	0:31:00	437	0:34:00	482	0:34:00
Kaiser Foundation - South Bay	415	0:39:00	427	0:43:00	456	1:15:00
Kaiser Foundation - West Los Angeles	751	0:36:00	703	0:34:48	669	0:49:12
Kaiser Foundation - Woodland Hills	205	0:32:36	244	0:43:42	260	1:00:00
Keck Hospital of USC	0	0:00:00	0	0:00:00	1	0:09:00
LAC Harbor-UCLA Medical Center	1,004	0:50:00	852	0:46:00	995	1:03:00
LAC Olive Medical Center	309	0:38:00	310	0:36:12	336	0:48:30
LAC+USC Medical Center	2,035	0:36:00	1,978	0:35:00	2,166	0:35:00
Lakewood Regional Medical Center	361	0:48:00	354	0:39:06	383	1:19:12
Long Beach V.A. (NON-BASIC)	17	1:06:48	11	1:38:00	19	0:53:24
Los Angeles Community Hospital - Olympic	1	0:37:00	0	0:00:00	0	0:00:00
Los Angeles Community Hospital at Norwalk	59	0:11:24	54	0:09:42	62	0:11:00
Marlin Luther King, Jr. Community Hospital	551	0:48:00	538	0:50:00	569	0:55:00
Memorial Care Long Beach Medical Center	724	0:43:00	707	0:45:00	789	1:06:12
Memorial Hospital of Gardena	895	0:46:00	924	0:46:00	957	0:53:00
Methodist Hospital of Southern California	618	0:24:18	618	0:23:00	579	0:23:00
Mission Community Hospital	297	0:24:00	289	0:23:00	313	0:26:48
Monterey Park Hospital	77	0:10:00	79	0:11:00	106	0:11:30
Pacifica Hospital of the Valley	264	0:21:00	272	0:31:00	262	0:23:00
Palmdale Regional Medical Center	966	1:19:30	907	0:58:00	969	1:14:12
PIH Health Downey Hospital	466	0:43:30	442	0:38:00	426	0:38:00
PIH Health Good Samaritan Hospital	998	0:38:00	1,017	16:57:00	983	0:33:00
PIH Health Whittier Hospital	412	0:11:00	393	0:14:00	385	0:14:00
Pomona Valley Hospital Medical Center	760	0:14:00	700	0:16:00	677	0:18:00
Providence Cedars-Sinai Tarzana Medical Center	449	0:30:00	510	0:25:00	598	0:31:00
Providence Holy Cross Medical Center	611	0:21:00	681	0:22:00	675	0:25:00
Providence Little Company of Mary Medical Center - San Pedro	590	0:53:00	540	0:55:00	564	0:54:00
Providence Little Company of Mary Medical Center - Torrance	578	0:56:00	667	1:07:00	707	1:15:00
Providence Saint John's Health Center	588	0:42:18	554	0:39:00	600	0:48:00
Providence Saint Joseph Medical Center	1,067	0:31:00	1,131	0:35:00	1,190	0:36:00
Ronald Reagan UCLA Medical Center	568	9:28:00	546	0:28:00	600	0:29:00
San Dimas Community Hospital	107	0:11:00	109	0:12:00	144	0:15:42
San Gabriel Valley Medical Center	212	0:21:00	223	0:21:00	257	0:35:00
Santa Monica - UCLA Medical Center	223	0:49:48	165	0:47:12	200	0:42:06
Sherman Oaks Hospital	553	0:29:00	628	0:29:18	627	0:29:00
Southern California Hospital at Culver City	381	0:42:00	401	0:37:00	492	0:50:54
St. Francis Medical Center	1,078	1:13:00	1,070	1:19:06	1,137	1:11:24
Torrance Memorial Medical Center	746	1:16:30	679	1:10:00	809	1:30:24

Los Angeles County EMS Agency - Reported Hospital 90th Percentile APOT Times and Count of Offloads Cont...



Marin County EMS Agency

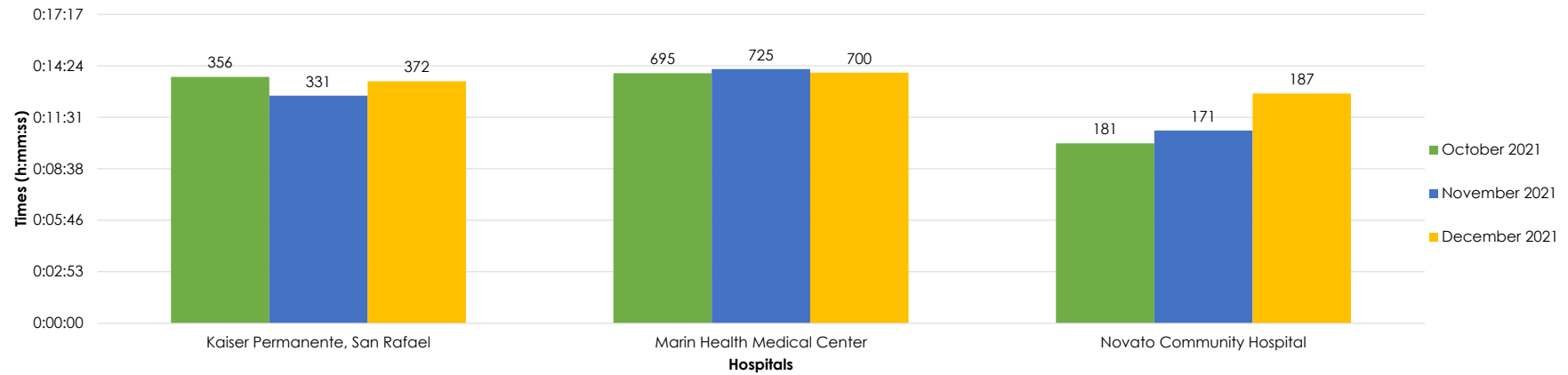
Marin County EMS Agency APOT - 1

Hospital Name	October 2021		November 2021		December 2021	
	Offloads	90th Percentile APOT Time	Offloads	90th Percentile APOT Time	Offloads	90th Percentile APOT Time
Kaiser Permanente, San Rafael	356	0:13:47	331	0:12:44	372	0:13:32
Marin Health Medical Center	695	0:13:59	725	0:14:13	700	0:14:01
Novato Community Hospital	181	0:10:04	171	0:10:47	187	0:12:51

Marin County EMS Agency APOT - 2

Hospital Name	October 2021					November 2021					December 2021				
	2.1	2.2	2.3	2.4	2.5	2.1	2.2	2.3	2.4	2.5	2.1	2.2	2.3	2.4	2.5
Kaiser Permanente, San Rafael	353	3				322	9				361	11			
Marin Health Medical Center	673	21	1			705	20				688	12			
Novato Community Hospital	180	1				167	3	1			182	5			

Marin County EMS Agency - Reported Hospital 90th Percentile APOT Times and Count of Offloads



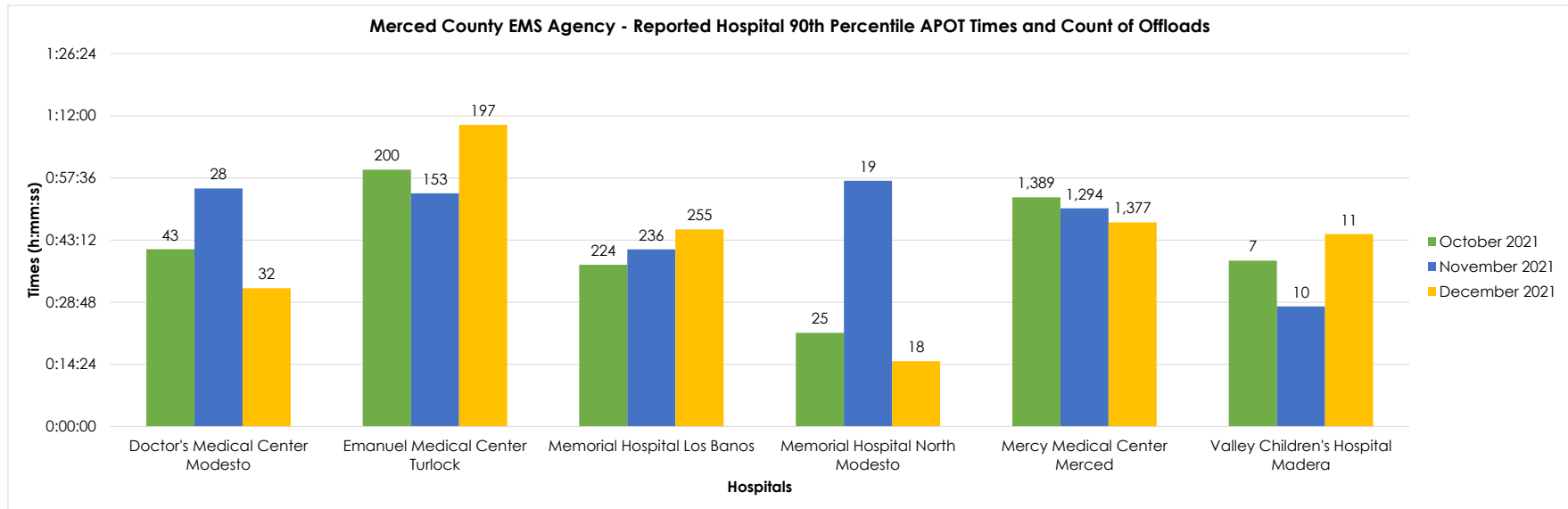
Merced County EMS Agency

Merced County EMS Agency APOT - 1

Hospital Name	October 2021		November 2021		December 2021	
	Offloads	90th Percentile APOT Time	Offloads	90th Percentile APOT Time	Offloads	90th Percentile APOT Time
Doctor's Medical Center Modesto	43	0:41:06	28	0:55:11	32	0:32:04
Emanuel Medical Center Turlock	200	0:59:33	153	0:54:02	197	1:09:54
Memorial Hospital Los Banos	224	0:37:30	236	0:41:04	255	0:45:41
Memorial Hospital North Modesto	25	0:21:43	19	0:56:57	18	0:15:08
Mercy Medical Center Merced	1,389	0:53:07	1,294	0:50:35	1,377	0:47:18
Valley Children's Hospital Madera	7	0:38:27	10	0:27:50	11	0:44:36

Merced County EMS Agency APOT - 2

Hospital Name	October 2021					November 2021					December 2021				
	2.1	2.2	2.3	2.4	2.5	2.1	2.2	2.3	2.4	2.5	2.1	2.2	2.3	2.4	2.5
Doctor's Medical Center Modesto	32	8	1	2	0	21	4	3	0	0	25	7	0	0	0
Emanuel Medical Center Turlock	101	79	18	1	1	77	64	10	0	2	110	61	19	1	3
Memorial Hospital Los Banos	154	62	4	0	4	143	78	10	1	4	164	74	12	3	1
Memorial Hospital North Modesto	22	2	1	0	0	11	6	1	1	0	17	0	0	0	6
Mercy Medical Center Merced	681	601	75	11	21	669	540	57	8	20	772	511	62	8	2
Valley Children's Hospital Madera	5	2	0	0	0	8	2	0	0	0	8	3	0	0	0



Monterey County EMS Agency

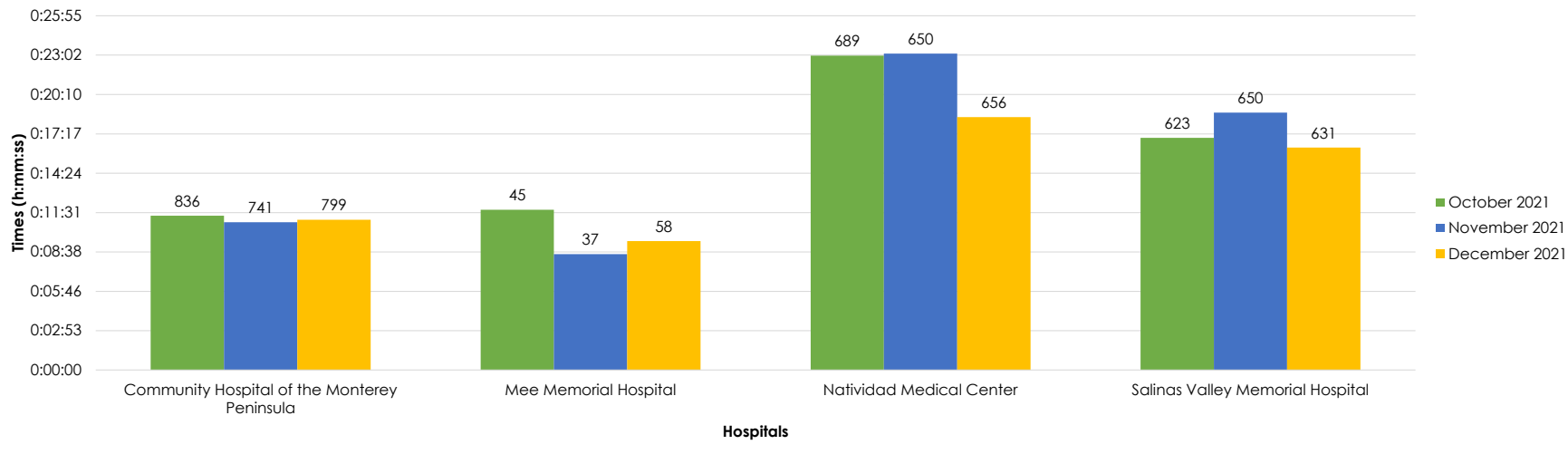
Monterey County EMS Agency APOT - 1

Hospital Name	October 2021		November 2021		December 2021	
	Offloads	90th Percentile APOT Time	Offloads	90th Percentile APOT Time	Offloads	90th Percentile APOT Time
Community Hospital of the Monterey Peninsula	836	0:11:18	741	0:10:49	799	0:11:00
Mee Memorial Hospital	45	0:11:44	37	0:08:29	58	0:09:26
Natividad Medical Center	689	0:23:00	650	0:23:09	656	0:18:30
Salinas Valley Memorial Hospital	623	0:17:00	650	0:18:50	631	0:16:17

Monterey County EMS Agency APOT - 2

Hospital Name	October 2021					November 2021					December 2021				
	2.1	2.2	2.3	2.4	2.5	2.1	2.2	2.3	2.4	2.5	2.1	2.2	2.3	2.4	2.5
Community Hospital of the Monterey Peninsula	828	8				733	8				786	13			
Mee Memorial Hospital	45					37					58				
Natividad Medical Center	602	80	7			562	85	3			607	47	2		
Salinas Valley Memorial Hospital	577	42	4			596	50	4			593	36	2		

Monterey County EMS Agency - Reported Hospital 90th Percentile APOT Times and Count of Offloads



Mountain Valley EMS Agency

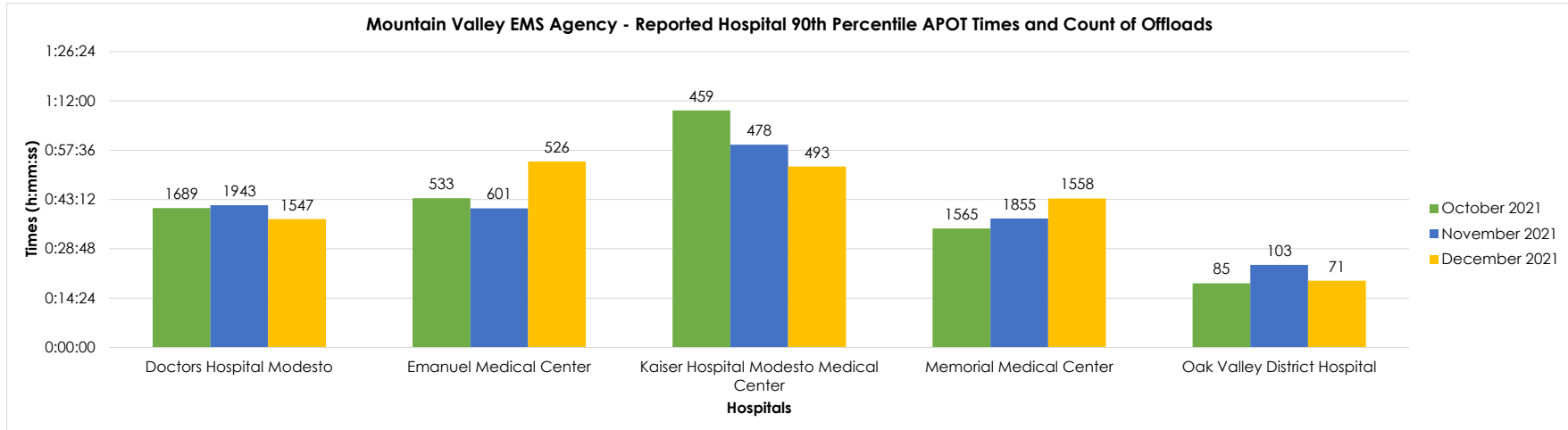
Mountain Valley EMS Agency APOT - 1

Hospital Name	October 2021		November 2021		December 2021	
	Offloads	90th Percentile APOT Time	Offloads	90th Percentile APOT Time	Offloads	90th Percentile APOT Time
Doctors Hospital Modesto	1689	0:40:41	1943	0:41:32	1547	0:37:29
Emanuel Medical Center	533	0:43:34	601	0:40:36	526	0:54:17
Kaiser Hospital Modesto Medical Center	459	1:09:13	478	0:59:13	493	0:52:50
Memorial Medical Center	1565	0:34:45	1855	0:37:38	1558	0:43:30
Oak Valley District Hospital	85	0:18:44	103	0:24:06	71	0:19:28

Mountain Valley EMS Agency APOT - 2

Hospital Name	October 2021					November 2021					December 2021				
	2.1	2.2	2.3	2.4	2.5	2.1	2.2	2.3	2.4	2.5	2.1	2.2	2.3	2.4	2.5
Doctors Hospital Modesto	1167	438	61	19	4	1390	462	69	15	7	1126	348	57	9	7
Emanuel Medical Center	301	211	16	4	1	357	215	21	7	1	298	179	42	5	2
Kaiser Hospital Modesto Medical Center	200	194	58	7	0	226	204	44	4	0	242	212	33	5	1
Memorial Medical Center	1173	344	46	0	2	1390	376	85	2	2	1100	375	69	9	5
Oak Valley District Hospital	77	7	1	0	0	82	19	0	0	2	64	7	0	0	0

Mountain Valley EMS Agency - Reported Hospital 90th Percentile APOT Times and Count of Offloads



Napa County EMS Agency

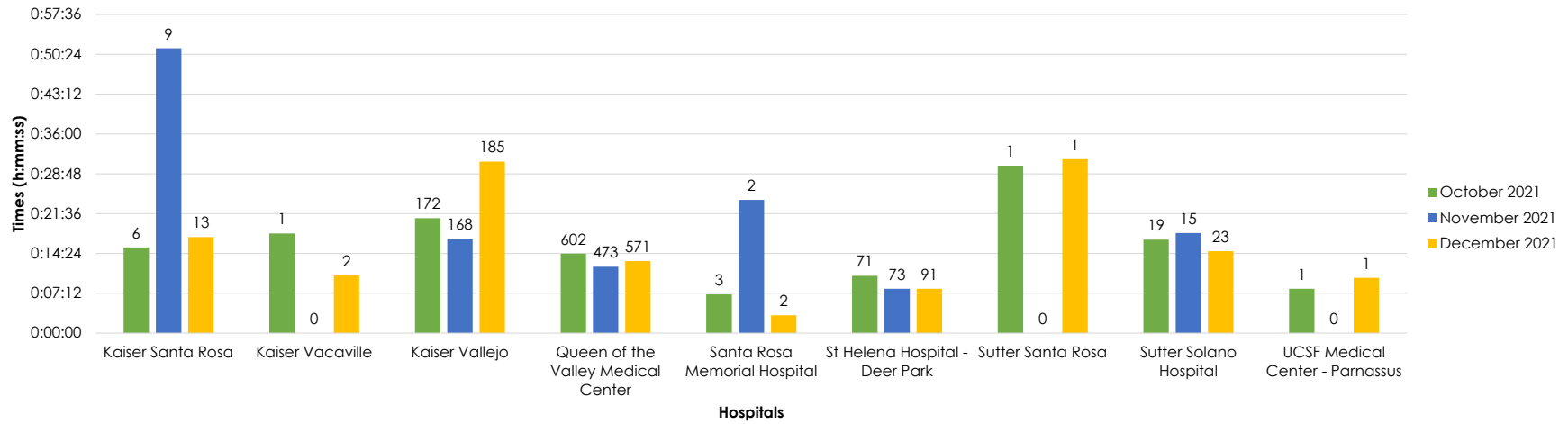
Napa County EMS Agency APOT - 1

Hospital Name	October 2021		November 2021		December 2021	
	Offloads	90th Percentile APOT Time	Offloads	90th Percentile APOT Time	Offloads	90th Percentile APOT Time
Kaiser Santa Rosa	6	0:15:29	9	0:51:30	13	0:17:21
Kaiser Vacaville	1	0:18:00	0	0:00:00	2	0:10:24
Kaiser Vallejo	172	0:20:47	168	0:17:04	185	0:31:00
Queen of the Valley Medical Center	602	0:14:22	473	0:11:59	571	0:13:00
Santa Rosa Memorial Hospital	3	0:07:00	2	0:24:05	2	0:03:13
St Helena Hospital - Deer Park	71	0:10:21	73	0:08:00	91	0:08:00
Sutter Santa Rosa	1	0:30:17	0	0:00:00	1	0:31:27
Sutter Solano Hospital	19	0:16:53	15	0:18:05	23	0:14:48
UCSF Medical Center - Parnassus	1	0:08:00	0	0:00:00	1	0:10:00

Napa County EMS Agency APOT - 2

Hospital Name	October 2021					November 2021					December 2021				
	2.1	2.2	2.3	2.4	2.5	2.1	2.2	2.3	2.4	2.5	2.1	2.2	2.3	2.4	2.5
Kaiser Santa Rosa	6	0	0	0	0	6	2	1	0	0	12	1	0	0	0
Kaiser Vacaville	1	0	0	0	0	0	0	0	0	0	2	0	0	0	0
Kaiser Vallejo	153	19	0	0	0	159	9	0	0	0	143	39	3	0	0
Queen of the Valley Medical Center	580	22	0	0	0	467	5	1	0	0	554	16	1	0	0
Santa Rosa Memorial Hospital	3	0	0	0	0	1	1	0	0	0	2	0	0	0	0
St Helena Hospital - Deer Park	70	1	0	0	0	73	0	0	0	0	91	0	0	0	0
Sutter Santa Rosa	0	1	0	0	0	0	0	0	0	0	0	1	0	0	0
Sutter Solano Hospital	17	2	0	0	0	14	1	0	0	0	23	0	0	0	0
UCSF Medical Center - Parnassus	1	0	0	0	0						1	0	0	0	0

Napa County EMS Agency - Reported Hospital 90th Percentile APOT Times and Count of Offloads



North Coast EMS Agency

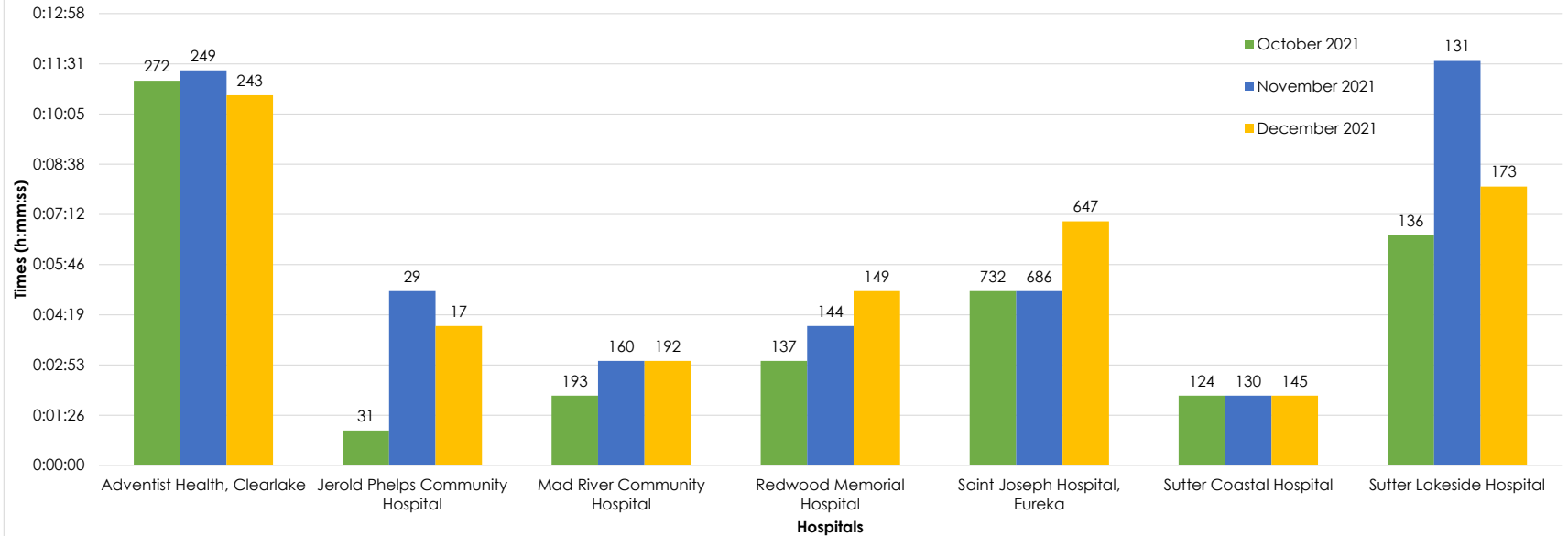
North Coast EMS Agency APOT - 1

Hospital Name	October 2021		November 2021		December 2021	
	Offloads	90th Percentile APOT Time	Offloads	90th Percentile APOT Time	Offloads	90th Percentile APOT Time
Adventist Health, Clearlake	272	0:11:02	249	0:11:20	243	0:10:37
Jerold Phelps Community Hospital	31	0:01:00	29	0:05:00	17	0:04:00
Mad River Community Hospital	193	0:02:00	160	0:03:00	192	0:03:00
Redwood Memorial Hospital	137	0:03:00	144	0:04:00	149	0:05:00
Saint Joseph Hospital, Eureka	732	0:05:00	686	0:05:00	647	0:07:00
Sutter Coastal Hospital	124	0:02:00	130	0:02:00	145	0:02:00
Sutter Lakeside Hospital	136	0:06:36	131	0:11:36	173	0:08:00

North Coast EMS Agency APOT - 2

Hospital Name	October 2021					November 2021					December 2021				
	2.1	2.2	2.3	2.4	2.5	2.1	2.2	2.3	2.4	2.5	2.1	2.2	2.3	2.4	2.5
Adventist Health, Clearlake	264	8	0	0	0	244	5	0	0	0	240	3	0	0	0
Jerold Phelps Community Hospital	31	0	0	0	0	28	1	0	0	0	17	0	0	0	0
Mad River Community Hospital	192	1	0	0	0	159	1	0	0	0	192	0	0	0	0
Redwood Memorial Hospital	137	0	0	0	0	144	0	0	0	0	149	0	0	0	0
Saint Joseph Hospital, Eureka	731	1	0	0	0	683	2	1	0	0	641	5	1	0	0
Sutter Coastal Hospital	124	0	0	0	0	128	2	0	0	0	145	0	0	0	0
Sutter Lakeside Hospital	136	0	0	0	0	128	3	0	0	0	171	2	0	0	0

North Coast EMS Agency - Reported Hospital 90th Percentile APOT Times and Count of Offloads



Northern California EMS Agency

Northern California EMS Agency APOT -1

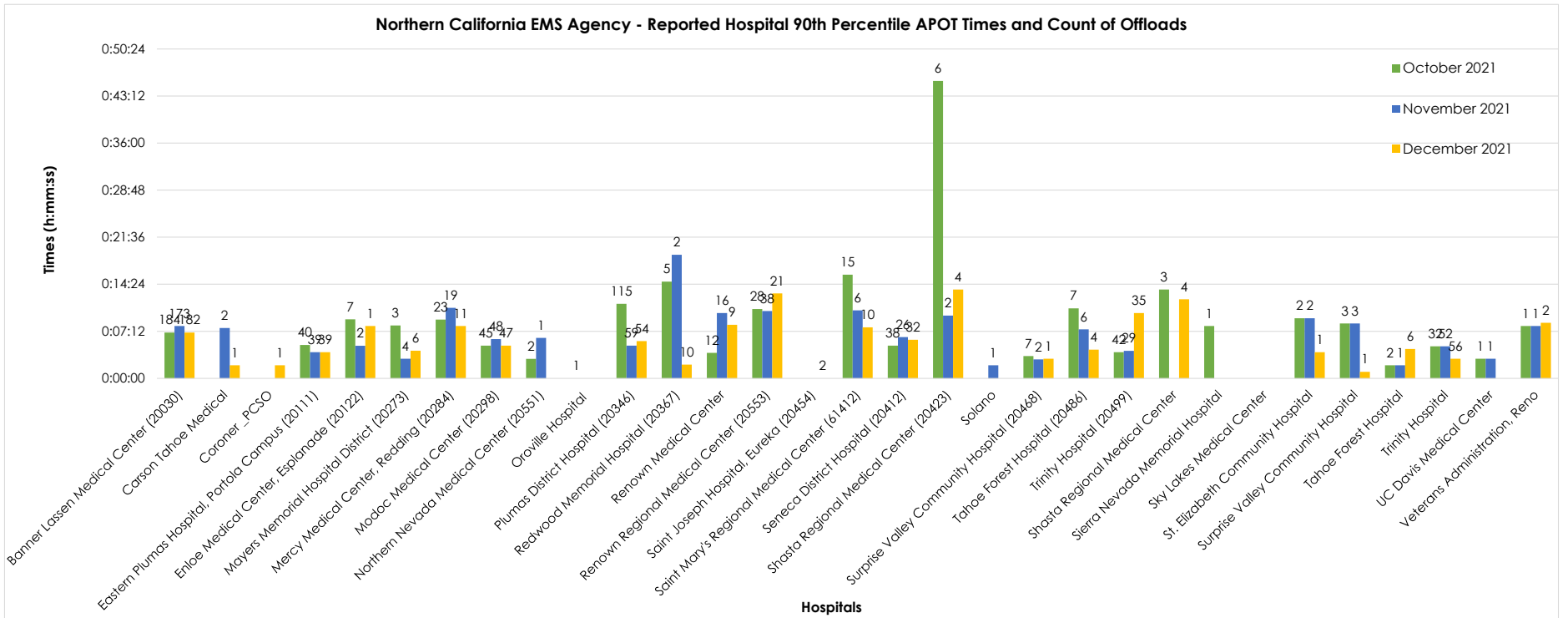
Hospital Name	October 2021		November 2021		December 2021	
	Offloads	90th Percentile APOT Time	Offloads	90th Percentile APOT Time	Offloads	90th Percentile APOT Time
Banner Lassen Medical Center (20030)	184	0:07:00	173	0:08:00	182	0:07:00
Carson Tahoe Medical			2	0:07:42	1	0:02:00
Coroner_PCSO					1	0:02:00
Eastern Plumas Hospital, Portola Campus (20111)	40	0:05:06	39	0:04:00	39	0:04:00
Enloe Medical Center, Esplanade (20122)	7	0:09:02	2	0:04:59	1	0:08:00
Mayers Memorial Hospital District (20273)	3	0:08:06	4	0:03:00	6	0:04:14
Mercy Medical Center, Redding (20284)	23	0:09:00	19	0:10:48	11	0:08:00
Modoc Medical Center (20298)	45	0:05:00	48	0:06:00	47	0:05:00
Northern Nevada Medical Center (20551)	2	0:02:59	1	0:06:12		
Oroville Hospital	1	0:00:00				
Plumas District Hospital (20346)	115	0:11:24	59	0:05:00	54	0:05:42
Redwood Memorial Hospital (20367)	5	0:14:48	2	0:18:54	10	0:02:06
Renown Medical Center	12	0:03:54	16	0:10:00	9	0:08:12
Renown Regional Medical Center (20553)	28	0:10:36	38	0:10:18	21	0:13:00
Saint Joseph Hospital, Eureka (20454)					2	0:00:00
Saint Mary's Regional Medical Center (61412)	15	0:15:52	6	0:10:24	10	0:07:48
Seneca District Hospital (20412)	38	0:05:00	26	0:06:19	32	0:05:54
Shasta Regional Medical Center (20423)	6	0:45:30	2	0:09:36	4	0:13:36
Solano			1	0:02:00		
Surprise Valley Community Hospital (20468)	7	0:03:24	2	0:02:54	1	0:03:00
Tahoe Forest Hospital (20486)	7	0:10:43	6	0:07:30	4	0:04:24
Trinity Hospital (20499)	42	0:04:00	29	0:04:12	35	0:10:00
Shasta Regional Medical Center	3	0:13:36			4	0:12:06
Sierra Nevada Memorial Hospital	1	0:08:00				

Northern California EMS Agency APOT -1 Cont.

Hospital Name	October 2021		November 2021		December 2021	
	Offloads	90th Percentile APOT Time	Offloads	90th Percentile APOT Time	Offloads	90th Percentile APOT Time
Sky Lakes Medical Center						
St. Elizabeth Community Hospital	2	0:09:12	2	0:09:12	1	0:04:00
Surprise Valley Community Hospital	3	0:08:24	3	0:08:24	1	0:01:00
Tahoe Forest Hospital	2	0:02:00	1	0:02:00	6	0:04:30
Trinity Hospital	32	0:04:54	52	0:04:54	56	0:03:00
UC Davis Medical Center	1	0:03:00	1	0:03:00		
Veterans Administration, Reno	1	0:08:00	1	0:08:00	2	0:08:30

Northern California EMS Agency APOT - 2

Hospital Name	October 2021					November 2021					December 2021				
	2.1	2.2	2.3	2.4	2.5	2.1	2.2	2.3	2.4	2.5	2.1	2.2	2.3	2.4	2.5
Banner Lassen Medical Center (20030)	181	3				169	4				182				
Carson Tahoe Medical						2					1				
Coroner_PCSC											1				
Eastern Plumas Hospital, Portola Campus (20111)	40					39					39				
Enloe Medical Center, Esplanade (20122)	7					2					1				
Mayers Memorial Hospital District (20273)	3					4					6				
Mercy Medical Center, Redding (20284)	23					19					11				
Modoc Medical Center (20298)	45					48					47				
Northern Nevada Medical Center (20551)	2					1									
Plumas District Hospital (20346)	1														
Redwood Memorial Hospital (20367)	109	6				59					54				
Renown Medical Center	4	1				1	1				10				
Renown Regional Medical Center (20553)	11	1				15	1				9				
Renown South Meadows Medical Center (Not Recorded)	28					37	1				21				
Saint Joseph Hospital, Eureka (20454)											2				
Saint Mary's Regional Medical Center (61412)	14	1				6					10				
Seneca District Hospital (20412)	38					26									
Shasta Regional Medical Center (20423)	4	2									4				
Solano						1									
Surprise Valley Community Hospital (20468)						2					1				
Tahoe Forest Hospital (20486)						6					4				
Trinity Hospital (20499)	41	1				29					33	1	1		



Orange County EMS Agency

Orange County EMS Agency APOT - 1

Hospital Name	October 2021		November 2021		December 2021	
	Offloads	90th Percentile APOT Time	Offloads	90th Percentile APOT Time	Offloads	90th Percentile APOT Time
Anaheim Global Medical Center	333	0:52:32	291	0:38:47	311	0:45:12
Anaheim Regional Medical Center	503	0:42:43	454	0:40:25	464	0:38:39
Chapman Global Medical Center	71	0:11:55	73	0:10:26	86	0:10:01
Children's Hospital of Orange County	341	0:20:22	317	0:18:01	318	0:15:53
Foothill Regional Medical Center	109	0:36:53	86	0:26:48	130	0:43:25
Fountain Valley Regional Hospital and Medical Center	649	0:27:21	622	0:30:13	682	0:39:36
Garden Grove Hospital & Medical Center	460	0:27:26	455	0:45:56	503	0:37:01
Hoag Hospital Irvine	588	0:20:22	532	0:17:59	616	0:18:43
Hoag Memorial Hospital Presbyterian	1720	0:16:25	1655	0:16:12	1660	0:18:15
Huntington Beach Hospital	452	0:43:26	468	0:38:28	499	0:45:52
Kaiser Permanente - Anaheim Medical Center	480	0:30:51	457	0:37:27	458	0:39:44
Kaiser Permanente - Irvine Medical Center	451	0:30:23	426	0:28:17	519	0:45:42
La Palma Intercommunity Hospital	297	0:25:30	321	0:47:39	340	0:49:47
Los Alamitos Medical Center	611	0:50:09	628	0:50:35	623	1:26:52
Mission Hospital - Laguna Beach	390	0:34:02	335	0:38:09	406	0:45:54
Mission Hospital Regional Medical Center	1323	0:39:02	1123	0:40:06	1203	0:36:28
Orange Coast Memorial Medical Center	554	0:27:29	515	0:25:43	486	0:29:34
Orange County Global Medical Center	682	0:28:36	660	0:28:03	686	0:28:22

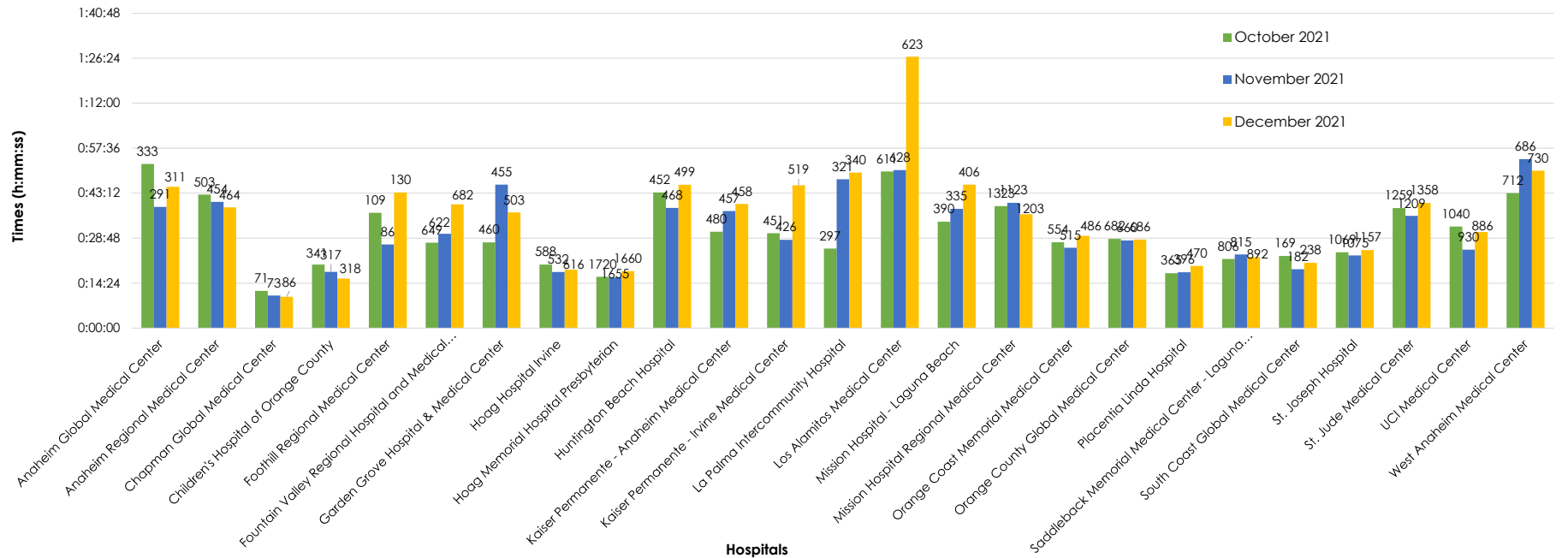
Orange County EMS Agency APOT -1 Continued...

Hospital Name	October 2021		November 2021		December 2021	
	Offloads	90th Percentile APOT Time	Offloads	90th Percentile APOT Time	Offloads	90th Percentile APOT Time
Placentia Linda Hospital	365	0:17:34	396	0:17:53	470	0:19:55
Saddleback Memorial Medical Center - Laguna Hills	806	0:22:08	815	0:23:35	892	0:22:43
South Coast Global Medical Center	169	0:23:07	182	0:18:52	238	0:20:56
St. Joseph Hospital	1069	0:24:18	1075	0:23:18	1157	0:24:59
St. Jude Medical Center	1259	0:38:24	1209	0:35:55	1358	0:40:03
UCI Medical Center	1040	0:32:30	930	0:25:07	886	0:30:46
West Anaheim Medical Center	712	0:43:13	686	0:54:04	730	0:50:24

Orange County EMS Agency APOT - 2

Hospital Name	October 2021					November 2021					December 2021				
	2.1	2.2	2.3	2.4	2.5	2.1	2.2	2.3	2.4	2.5	2.1	2.2	2.3	2.4	2.5
Anaheim Global Medical Center	235	68	10	12	3	207	73	3	5	1	212	78	11	6	1
Anaheim Regional Medical Center	356	114	11	13	0	320	98	11	14	0	337	99	9	11	1
Chapman Global Medical Center	62	3	0	0	0	63	1	0	0	0	74	2	0	0	0
Children's Hospital of Orange County	300	33	0	0	0	290	18	0	0	0	301	11	0	0	0
Foothill Regional Medical Center	87	17	2	2	0	71	10	1	3	1	94	25	3	5	0
Fountain Valley Regional Hospital and Medical Center	543	77	11	5	0	509	92	10	5	0	490	149	16	17	0
Garden Grove Hospital & Medical Center	376	69	4	6	0	334	90	16	12	0	386	90	9	16	0
Hoag Hospital Irvine	529	53	1	0	0	495	35	0	0	0	571	42	1	1	0
Hoag Memorial Hospital Presbyterian	1622	63	0	1	0	1561	65	0	2	0	1520	98	4	2	0
Huntington Beach Hospital	333	84	13	17	1	356	79	9	16	0	359	92	15	16	3
Kaiser Permanente - Anaheim Medical Center	348	104	3	2	0	326	101	6	4	0	312	108	14	9	0
Kaiser Permanente - Irvine Medical Center	358	78	9	5	0	333	85	2	3	0	365	117	20	8	4
La Palma Intercommunity Hospital	163	19	4	2	0	162	30	2	9	2	157	44	11	5	0
Los Alamitos Medical Center	322	179	21	22	0	342	186	20	19	0	278	201	20	55	7
Mission Hospital - Laguna Beach	292	87	3	5	0	239	83	6	6	0	270	102	10	16	0
Mission Hospital Regional Medical Center	938	308	29	24	0	794	267	23	15	2	891	266	17	10	0
Orange Coast Memorial Medical Center	446	74	9	5	0	426	70	5	2	0	392	70	8	7	2
Orange County Global Medical Center	571	82	9	7	1	554	82	8	6	1	574	81	8	10	0
Placentia Linda Hospital	339	23	0	0	0	363	24	0	1	0	423	41	0	1	0
Saddleback Memorial Medical Center - Laguna Hills	695	94	3	4	0	692	107	5	1	0	772	100	3	5	0
South Coast Global Medical Center	147	14	3	1	1	164	14	0	2	0	212	19	3	2	0
St. Joseph Hospital	887	135	5	3	0	912	126	11	2	0	962	163	7	3	0
St. Jude Medical Center	788	280	18	19	1	797	257	23	9	1	863	311	22	20	1
UCI Medical Center	817	182	12	5	0	779	117	4	8	0	711	127	14	7	2
West Anaheim Medical Center	485	188	24	8	0	437	187	26	26	1	472	201	30	18	1

Orange County EMS Agency - Reported Hospital 90th Percentile APOT Times and Count of Offloads



Riverside County EMS Agency

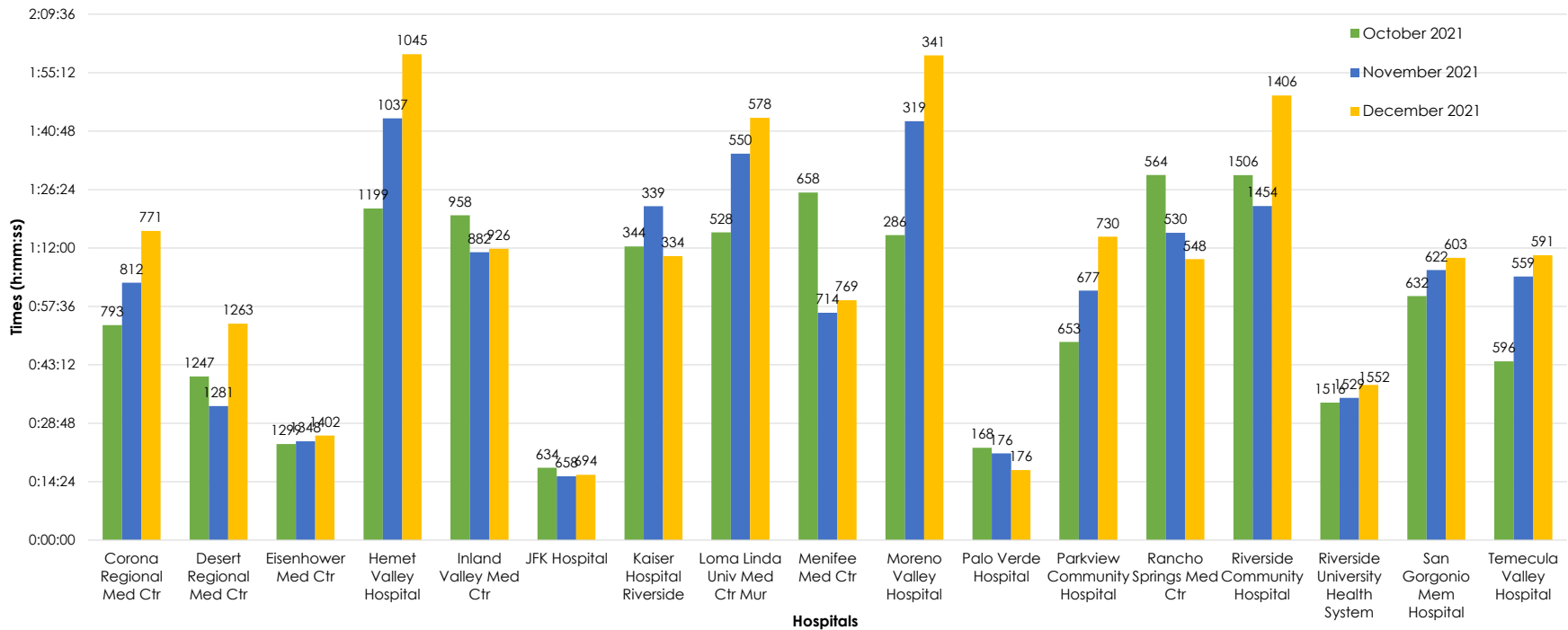
Riverside County EMS Agency APOT -1

Hospital Name	October 2021		November 2021		December 2021	
	Offloads	90th Percentile APOT Time	Offloads	90th Percentile APOT Time	Offloads	90th Percentile APOT Time
Corona Regional Med Ctr	793	0:53:00	812	1:03:28	771	1:16:13
Desert Regional Med Ctr	1247	0:40:21	1281	0:33:03	1263	0:53:22
Eisenhower Med Ctr	1299	0:23:42	1348	0:24:21	1402	0:25:47
Hemet Valley Hospital	1199	1:21:44	1037	1:43:57	1045	1:59:46
Inland Valley Med Ctr	958	1:20:04	882	1:10:58	926	1:11:49
JFK Hospital	634	0:17:51	658	0:15:44	694	0:16:07
Kaiser Hospital Riverside	344	1:12:24	339	1:22:18	334	1:10:01
Loma Linda Univ Med Ctr Mur	528	1:15:52	550	1:35:14	578	1:44:06
Menifee Med Ctr	658	1:25:41	714	0:56:02	769	0:59:07
Moreno Valley Hospital	286	1:15:11	319	1:43:15	341	1:59:30
Palo Verde Hospital	168	0:22:46	176	0:21:24	176	0:17:16
Parkview Community Hospital	653	0:48:51	677	1:01:30	730	1:14:47
Rancho Springs Med Ctr	564	1:30:00	530	1:15:46	548	1:09:16
Riverside Community Hospital	1506	1:29:58	1454	1:22:21	1406	1:49:36
Riverside University Health System	1516	0:33:54	1529	0:35:03	1552	0:38:16
San Geronio Mem Hospital	632	1:00:09	622	1:06:34	603	1:09:35
Temecula Valley Hospital	596	0:44:05	559	1:04:58	591	1:10:13

Riverside County EMS Agency APOT - 2

Hospital Name	October 2021					November 2021					December 2021				
	2.1	2.2	2.3	2.4	2.5	2.1	2.2	2.3	2.4	2.5	2.1	2.2	2.3	2.4	2.5
Corona Regional Med Ctr	333	403	50	7	0	356	367	64	16	9	305	349	82	19	16
Desert Regional Med Ctr	929	252	58	8	0	967	269	32	9	4	849	307	76	25	6
Eisenhower Med Ctr	1103	185	8	2	1	1139	186	22	1	0	1179	196	16	8	3
Hemet Valley Hospital	262	725	168	30	14	228	557	171	44	37	233	510	199	58	45
Inland Valley Med Ctr	411	388	115	30	14	400	367	93	19	3	400	394	110	16	6
JFK Hospital	588	45	1	0	0	621	34	3	0	0	656	35	3	0	0
Kaiser Hospital Riverside	132	161	43	6	2	125	151	46	11	6	139	142	48	4	1
Loma Linda Univ Med Ctr Mur	213	227	77	10	1	185	234	104	17	10	240	207	91	32	8
Menifee Med Ctr	291	261	69	27	10	325	325	50	10	4	325	369	60	10	5
Moreno Valley Hospital	100	144	34	6	2	92	160	41	17	9	90	160	57	19	15
Palo Verde Hospital	146	19	3	0	0	154	20	2	0	0	162	12	2	0	0
Parkview Community Hospital	314	291	37	8	3	286	321	50	14	6	279	355	55	27	14
Rancho Springs Med Ctr	261	194	83	16	10	256	195	60	17	2	277	203	54	9	5
Riverside Community Hospital	390	778	264	48	26	402	772	217	44	19	328	682	284	78	34
Riverside University Health System	836	672	8	0	0	868	651	8	1	1	781	761	8	1	1
San Gorgonio Mem Hospital	282	286	49	13	2	265	282	56	18	1	248	284	46	13	12
Temecula Valley Hospital	314	266	16	0	0	243	251	56	8	1	247	267	60	15	2

Riverside County EMS Agency - Reported Hospital 90th Percentile APOT Times and Count of Offloads



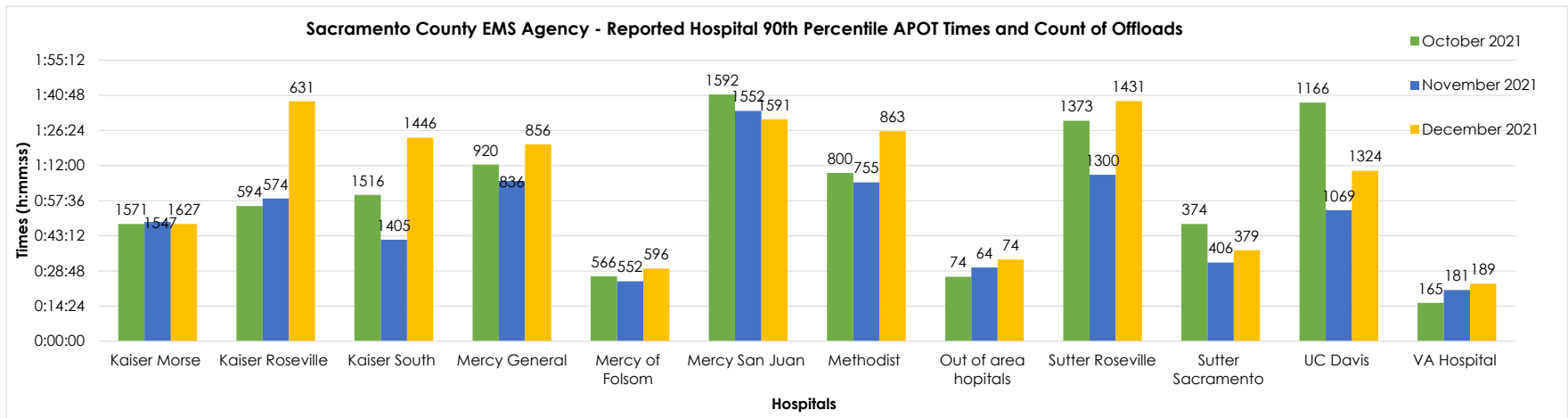
Sacramento County EMS Agency

Sacramento County EMS Agency APOT - 1

Hospital Name	October 2021		November 2021		December 2021	
	Offloads	90th Percentile APOT Time	Offloads	90th Percentile APOT Time	Offloads	90th Percentile APOT Time
Kaiser Morse	1571	0:48:03	1547	0:48:55	1627	0:48:03
Kaiser Roseville	594	0:55:27	574	0:58:32	631	1:38:21
Kaiser South	1516	0:59:58	1405	0:41:40	1446	1:23:26
Mercy General	920	1:12:25	836	1:05:45	856	1:20:42
Mercy of Folsom	566	0:26:38	552	0:24:36	596	0:29:48
Mercy San Juan	1592	1:41:08	1552	1:34:25	1591	1:30:58
Methodist	800	1:09:00	755	1:05:10	863	1:26:05
Out of area hospitals	74	0:26:27	64	0:30:15	74	0:33:31
Sutter Roseville	1373	1:30:22	1300	1:08:13	1431	1:38:27
Sutter Sacramento	374	0:48:03	406	0:32:18	379	0:37:19
UC Davis	1166	1:37:50	1069	0:53:44	1324	1:09:53
VA Hospital	165	0:15:45	181	0:21:02	189	0:23:35

Sacramento County EMS Agency APOT - 2

Hospital Name	October 2021					November 2021					December 2021				
	2.1	2.2	2.3	2.4	2.5	2.1	2.2	2.3	2.4	2.5	2.1	2.2	2.3	2.4	2.5
Kaiser Morse	755	736	80	0	0	768	691	73	12	3	787	747	86	7	0
Kaiser Roseville	345	198	36	13	2	318	204	47	3	2	280	216	95	31	9
Kaiser South	1025	342	118	27	4	1070	254	73	8	0	827	386	183	41	9
Mercy General	316	457	133	11	3	321	416	74	14	11	308	392	127	25	4
Mercy of Folsom	464	91	10	1	0	451	99	2	0	0	473	116	7	0	0
Mercy San Juan	744	539	198	83	28	743	534	169	67	39	796	527	186	53	29
Methodist	247	443	89	15	6	231	443	75	6	0	259	443	125	26	10
Out of area hospitals	62	9	1	1	1	54	8	2	0	0	58	14	2	0	0
Sutter Roseville	212	147	14	1	0	255	146	5	0	0	232	139	7	0	1
Sutter Sacramento	380	720	206	52	15	397	740	138	20	5	333	743	274	68	13
UC Davis	633	374	67	48	44	700	279	44	24	22	807	365	88	26	38
VA Hospital	156	8	1	0	0	161	19	1	0	0	165	24	0	0	0



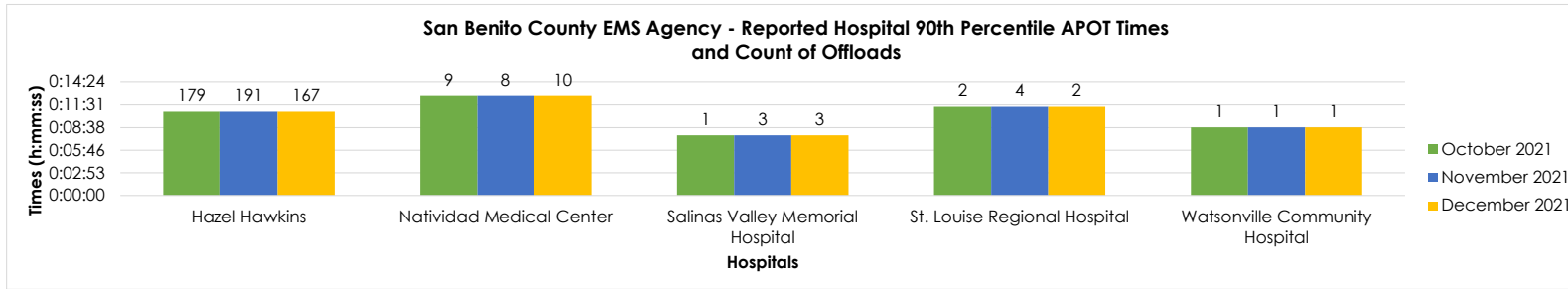
San Benito County EMS Agency

San Benito County EMS Agency APOT -1

Hospital Name	October 2021		November 2021		December 2021	
	Offloads	90th Percentile APOT Time	Offloads	90th Percentile APOT Time	Offloads	90th Percentile APOT Time
Hazel Hawkins	179	0:10:39	191	0:10:39	167	0:10:39
Natividad Medical Center	9	0:12:39	8	0:12:39	10	0:12:39
Salinas Valley Memorial Hospital	1	0:07:40	3	0:07:40	3	0:07:40
St. Louise Regional Hospital	2	0:11:17	4	0:11:17	2	0:11:17
Watsonville Community Hospital	1	0:08:40	1	0:08:40	1	0:08:40

San Benito County EMS Agency APOT - 2

Hospital Name	October 2021					November 2021					December 2021				
	2.1	2.2	2.3	2.4	2.5	2.1	2.2	2.3	2.4	2.5	2.1	2.2	2.3	2.4	2.5
Hazel Hawkins	177	2	0	0	0	187	4	0	0	0	165	2	0	0	0
Natividad Medical Center	8	1	0	0	0	7	1	0	0	0	10	0	0	0	0
Salinas Valley Memorial Hospital	1	0	0	0	0	3	0	0	0	0	3	0	0	0	0
St. Louise Regional Hospital	2	0	0	0	0	4	0	0	0	0	2	0	0	0	0
Watsonville Community Hospital	1	0	0	0	0	1	0	0	0	0	1	0	0	0	0



San Diego County EMS Agency

San Diego County EMS Agency APOT -1

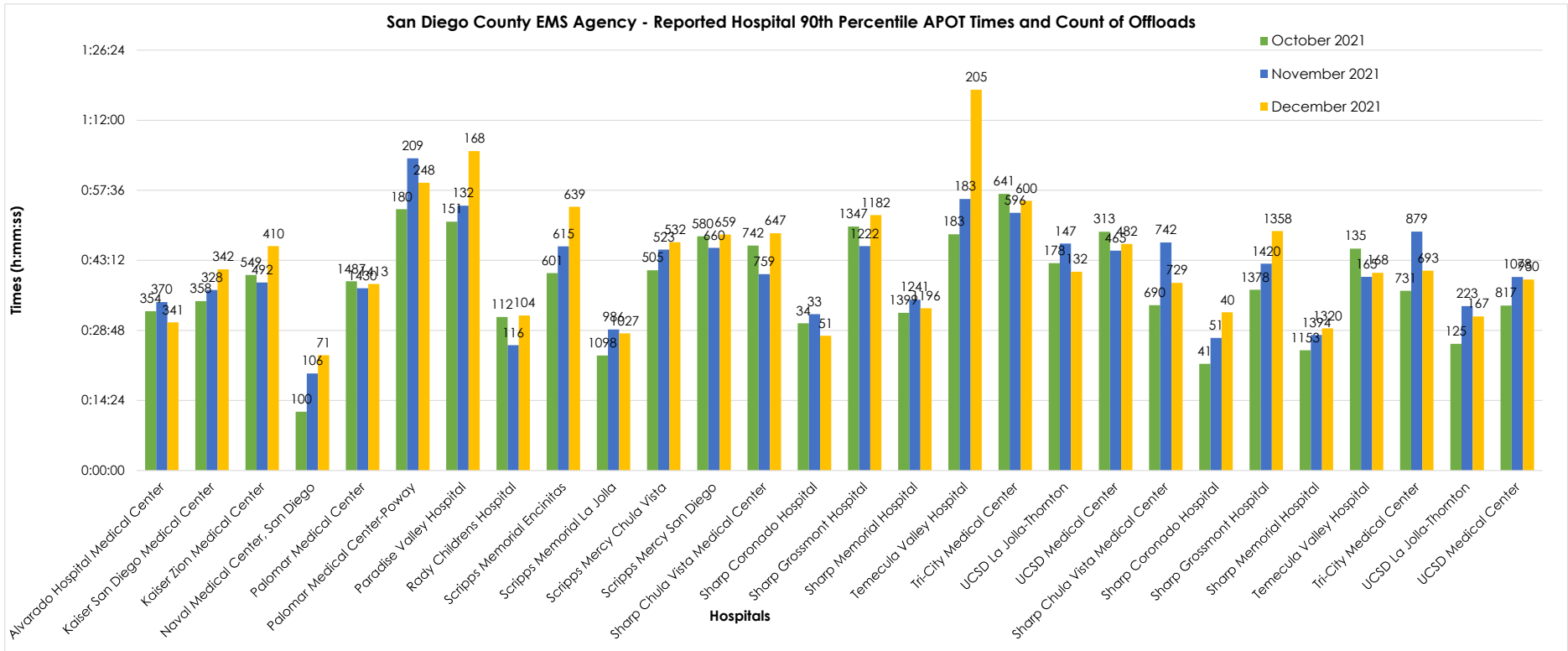
Hospital Name	October 2021		November 2021		December 2021	
	Offloads	90th Percentile APOT Time	Offloads	90th Percentile APOT Time	Offloads	90th Percentile APOT Time
Alvarado Hospital Medical Center	354	0:32:45	370	0:34:37	341	0:30:27
Kaiser San Diego Medical Center	358	0:34:49	328	0:37:06	342	0:41:22
Kaiser Zion Medical Center	549	0:40:11	492	0:38:39	410	0:46:07
Naval Medical Center, San Diego	100	0:12:04	106	0:19:56	71	0:23:42
Palomar Medical Center	1487	0:38:54	1430	0:37:27	1413	0:38:20
Palomar Medical Center-Poway	180	0:53:43	209	1:04:10	248	0:59:10
Paradise Valley Hospital	151	0:51:09	132	0:54:26	168	1:05:40
Rady Childrens Hospital	112	0:31:33	116	0:25:46	104	0:31:52
Scripps Memorial Encinitas	601	0:40:35	615	0:46:04	639	0:54:13
Scripps Memorial La Jolla	1098	0:23:39	986	0:29:00	1027	0:28:11
Scripps Mercy Chula Vista	505	0:41:10	523	0:45:24	532	0:46:56
Scripps Mercy San Diego	580	0:48:09	660	0:45:47	659	0:48:30
Sharp Chula Vista Medical Center	742	0:46:15	759	0:40:21	647	0:48:46
Sharp Coronado Hospital	34	0:30:16	33	0:32:09	51	0:27:42
Sharp Grossmont Hospital	1347	0:50:09	1222	0:46:08	1182	0:52:30

San Diego County EMS Agency APOT -1 Cont.

Hospital Name	October 2021		November 2021		December 2021	
	Offloads	90th Percentile APOT Time	Offloads	90th Percentile APOT Time	Offloads	90th Percentile APOT Time
Sharp Memorial Hospital	1399	0:32:24	1241	0:35:07	1196	0:33:21
Temecula Valley Hospital	183	0:48:34	183	0:55:49	205	1:18:16
Tri-City Medical Center	641	0:56:52	596	0:52:59	600	0:55:25
UCSD La Jolla-Thornton	178	0:42:38	147	0:46:39	132	0:40:52
UCSD Medical Center	313	0:49:05	465	0:45:11	482	0:46:34
Sharp Chula Vista Medical Center	690	0:34:00	742	0:46:53	729	0:38:34
Sharp Coronado Hospital	41	0:21:55	51	0:27:15	40	0:32:31
Sharp Grossmont Hospital	1378	0:37:09	1420	0:42:31	1358	0:49:14
Sharp Memorial Hospital	1153	0:24:42	1394	0:27:51	1320	0:29:12
Temecula Valley Hospital	135	0:45:37	165	0:39:49	168	0:40:38
Tri-City Medical Center	731	0:36:57	879	0:49:07	693	0:41:04
UCSD La Jolla-Thornton	125	0:26:02	223	0:33:47	167	0:31:40
UCSD Medical Center	817	0:33:54	1078	0:39:47	950	0:39:15

San Diego County EMS Agency APOT - 2

Hospital Name	October 2021					November 2021					December 2021				
	2.1	2.2	2.3	2.4	2.5	2.1	2.2	2.3	2.4	2.5	2.1	2.2	2.3	2.4	2.5
Alvarado Hospital Medical Center	266	81	7	0	0	285	79	5	0	1	267	71	3	0	0
Kaiser San Diego Medical Center	250	101	7	0	0	206	115	5	1	1	226	102	14	0	0
Kaiser Zion Medical Center	354	174	20	1	0	331	142	19	0	0	266	125	17	1	1
Naval Medical Center, San Diego	97	3	0	0	0	98	8	0	0	0	60	10	1	0	0
Palomar Medical Center	872	571	39	4	1	908	503	18	1	0	868	505	38	2	0
Palomar Medical Center-Poway	108	57	15	0	0	121	65	18	4	1	126	99	22	1	0
Paradise Valley Hospital	78	65	8	0	0	54	68	9	0	1	68	82	13	3	2
Rady Childrens Hospital	90	19	3	0	0	94	21	1	0	0	82	20	2	0	0
Scripps Memorial Encinitas	397	180	23	1	0	378	201	33	1	2	345	241	48	5	0
Scripps Memorial La Jolla	952	139	7	0	0	780	195	11	0	0	851	160	16	0	0
Scripps Mercy Chula Vista	303	189	13	0	0	270	230	21	2	0	254	251	23	4	0
Scripps Mercy San Diego	293	263	23	1	0	282	362	16	0	0	314	317	26	2	0
Sharp Chula Vista Medical Center	484	216	41	1	0	487	241	30	0	1	431	175	32	7	2
Sharp Coronado Hospital	25	8	1	0	0	19	14	0	0	0	38	12	1	0	0
Sharp Grossmont Hospital	855	386	90	10	6	775	386	49	10	2	733	355	71	20	3
Sharp Memorial Hospital	1046	333	18	2	0	881	347	13	0	0	900	276	19	0	1
Temecula Valley Hospital	65	113	5	0	0	44	122	16	1	0	54	108	36	4	3
Tri-City Medical Center	303	279	47	9	3	301	258	34	3	0	280	268	42	6	4
UCSD La Jolla-Thornton	126	43	9	0	0	102	36	9	0	0	97	31	3	0	1
UCSD Medical Center	156	141	15	1	0	287	155	23	0	0	312	146	19	4	1



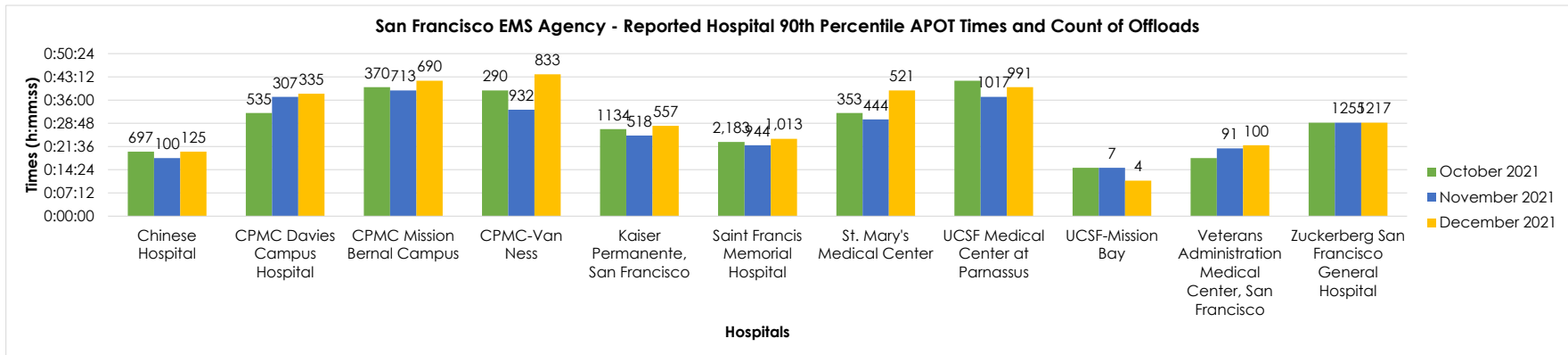
San Francisco County EMS Agency

San Francisco County EMS Agency APOT -1

Hospital Name	October 2021		November 2021		December 2021	
	Offloads	90th Percentile APOT Time	Offloads	90th Percentile APOT Time	Offloads	90th Percentile APOT Time
Chinese Hospital	112	0:20:00	100	0:18:00	125	0:20:00
CPMC Davies Campus Hospital	338	0:32:00	307	0:37:00	335	0:38:00
CPMC Mission Bernal Campus	771	0:40:00	713	0:39:00	690	0:42:00
CPMC-Van Ness	922	0:39:00	932	0:33:00	833	0:44:00
Kaiser Permanente, San Francisco	616	0:27:00	518	0:25:00	557	0:28:00
Saint Francis Memorial Hospital	941	0:23:00	944	0:22:00	1,013	0:24:00
St. Mary's Medical Center	550	0:32:00	444	0:30:00	521	0:39:00
UCSF Medical Center at Parnassus	999	0:42:00	1017	0:37:00	991	0:40:00
UCSF-Mission Bay	12	0:15:00	7	0:15:00	4	0:11:00
Veterans Administration Medical Center, San Francisco	115	0:18:00	91	0:21:00	100	0:22:00
Zuckerberg San Francisco General Hospital	1204	0:29:00	1255	0:29:00	1217	0:29:00

San Francisco County EMS Agency APOT - 2

Hospital Name	October 2021					November 2021					December 2021				
	2.1	2.2	2.3	2.4	2.5	2.1	2.2	2.3	2.4	2.5	2.1	2.2	2.3	2.4	2.5
Chinese Hospital	100	12				93	7				112	13			
CPMC Davies Campus Hospital	243	87	6		2	209	88	10			221	103	10	1	
CPMC Mission Bernal Campus	464	271	30	6		463	225	21	4		408	248	28	5	1
CPMC-Van Ness	566	325	28	3		568	344	16	4		476	312	35	8	2
Kaiser Permanente, San Francisco	462	153	1			403	114	1			412	137	8		
Saint Francis Memorial Hospital	813	127	1			815	129				856	155	2		
St. Mary's Medical Center	402	140	8			328	105	11			356	150	12		3
UCSF Medical Center at Parnassus	504	471	20	4		549	457	11			524	446	21		
UCSF-Mission Bay	12					7					4				
Veterans Administration Medical Center, San Francisco	109	6				78	13				85	15			
Zuckerberg San Francisco General Hospital	874	321	8	1		898	347	7	3		843	371	3		



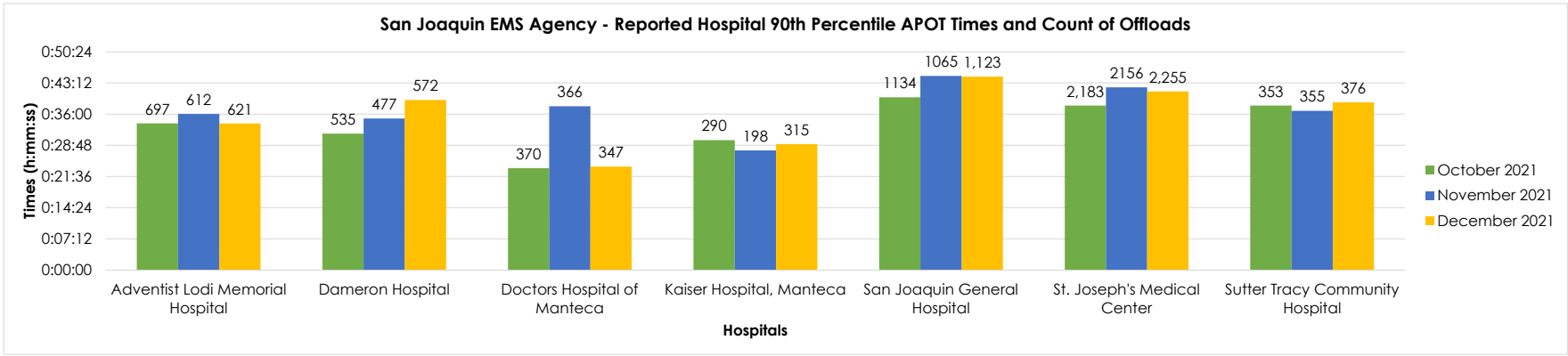
San Joaquin County EMS Agency

San Joaquin County EMS Agency APOT - 1

Hospital Name	October 2021		November 2021		December 2021	
	Offloads	90th Percentile APOT Time	Offloads	90th Percentile APOT Time	Offloads	90th Percentile APOT Time
Adventist Lodi Memorial Hospital	697	0:33:52	612	0:36:02	621	0:33:51
Dameron Hospital	535	0:31:30	477	0:35:00	572	0:39:16
Doctors Hospital of Manteca	370	0:23:31	366	0:37:50	347	0:23:52
Kaiser Hospital, Manteca	290	0:30:00	198	0:27:38	315	0:29:04
San Joaquin General Hospital	1,134	0:39:53	1,065	0:44:49	1,123	0:44:40
St. Joseph's Medical Center	2,183	0:38:00	2,156	0:42:12	2,255	0:41:14
Sutter Tracy Community Hospital	353	0:38:00	355	0:36:46	376	0:38:45

San Joaquin County EMS Agency APOT - 2

Hospital Name	October 2021					November 2021					December 2021				
	2.1	2.2	2.3	2.4	2.5	2.1	2.2	2.3	2.4	2.5	2.1	2.2	2.3	2.4	2.5
Adventist Lodi Memorial Hospital	457	232	8	0	0	378	222	10	2	0	408	208	5	0	0
Dameron Hospital	347	188	0	0	0	296	170	8	2	1	340	220	12	0	0
Doctors Hospital of Manteca	303	67	0	0	0	274	74	15	3	0	290	52	4	1	0
Kaiser Hospital, Manteca	198	87	3	2	0	149	49	0	0	0	227	85	3	0	0
San Joaquin General Hospital	606	503	24	1	0	514	522	28	1	0	537	543	42	0	1
St. Joseph's Medical Center	1,022	1,133	28	0	0	955	1,139	59	3	0	1,054	1,132	65	4	0
Sutter Tracy Community Hospital	187	161	4	1	0	190	161	4	0	0	211	158	7	0	0



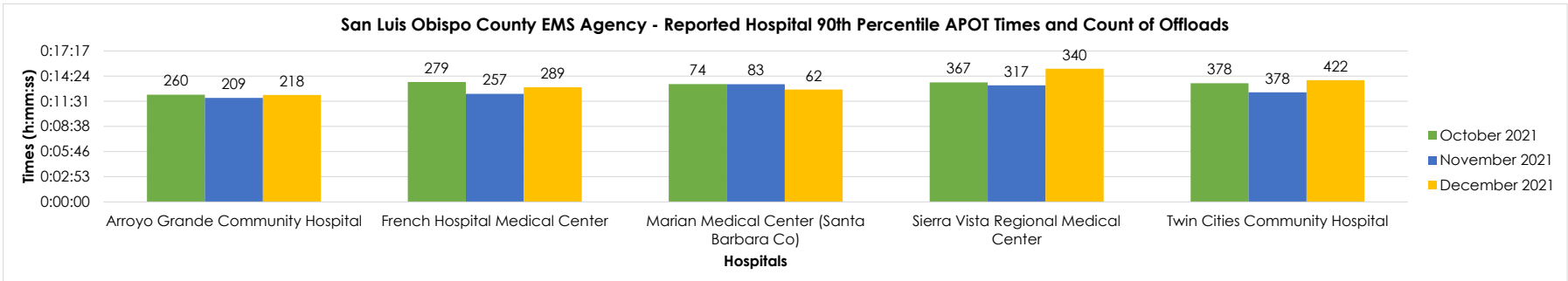
San Luis Obispo County EMS Agency

San Luis Obispo County EMS Agency APOT - 1

Hospital Name	October 2021		November 2021		December 2021	
	Offloads	90th Percentile APOT Time	Offloads	90th Percentile APOT Time	Offloads	90th Percentile APOT Time
Arroyo Grande Community Hospital	260	0:12:16	209	0:11:54	218	0:12:14
French Hospital Medical Center	279	0:13:44	257	0:12:22	289	0:13:07
Marian Medical Center (Santa Barbara Co)	74	0:13:29	83	0:13:28	62	0:12:52
Sierra Vista Regional Medical Center	367	0:13:41	317	0:13:21	340	0:15:15
Twin Cities Community Hospital	378	0:13:35	378	0:12:33	422	0:13:56

San Luis Obispo County EMS Agency APOT - 2

Hospital Name	October 2021					November 2021					December 2021				
	2.1	2.2	2.3	2.4	2.5	2.1	2.2	2.3	2.4	2.5	2.1	2.2	2.3	2.4	2.5
Arroyo Grande Community Hospital	254	6	0	0	0	206	4	0	0	0	213	4	0	0	0
French Hospital Medical Center	270	9	0	0	0	251	7	0	0	0	282	7	0	0	0
Marian Medical Center (Santa Barbara Co)	73	1	0	0	0	82	1	0	0	0	59	2	1	0	0
Sierra Vista Regional Medical Center	353	14	0	0	0	308	9	0	0	0	327	14	0	0	0
Twin Cities Community Hospital	371	7	0	0	0	372	7	0	0	0	409	13	0	0	0



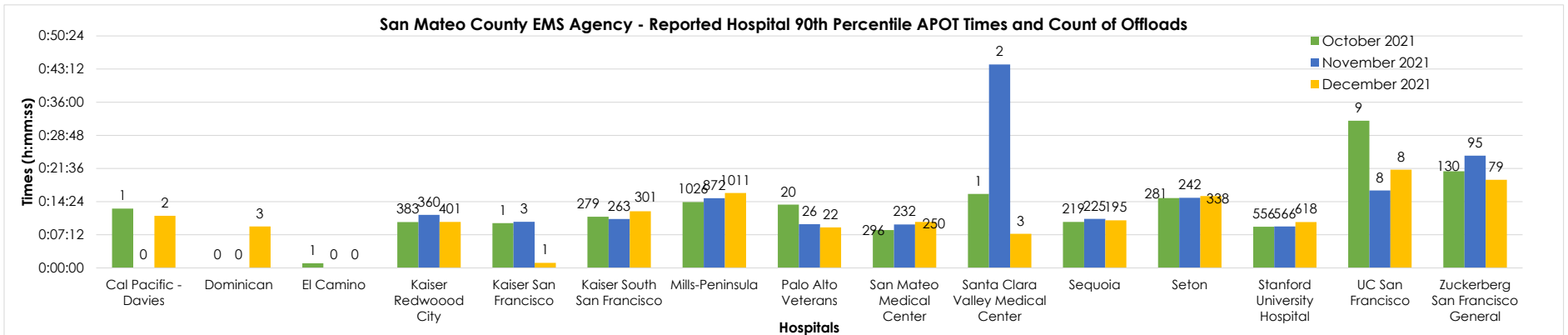
San Mateo County EMS Agency

San Mateo County EMS Agency APOT - 1

Hospital Name	October 2021		November 2021		December 2021	
	Offloads	90th Percentile APOT Time	Offloads	90th Percentile APOT Time	Offloads	90th Percentile APOT Time
Cal Pacific - Davies	1	0:12:53	0	0:00:00	2	0:11:19
Dominican	0	0:00:00	0	0:00:00	3	0:09:00
El Camino	1	0:01:00	0	0:00:00	0	0:00:00
Kaiser Redwood City	383	0:09:58	360	0:11:32	401	0:10:00
Kaiser San Francisco	1	0:09:43	3	0:10:01	1	0:01:06
Kaiser South San Francisco	279	0:11:07	263	0:10:37	301	0:12:19
Mills-Peninsula	1026	0:14:19	872	0:15:09	1011	0:16:16
Palo Alto Veterans	20	0:13:45	26	0:09:30	22	0:08:48
San Mateo Medical Center	296	0:08:13	232	0:09:26	250	0:10:00
Santa Clara Valley Medical Center	1	0:16:05	2	0:44:11	3	0:07:24
Sequoia	219	0:10:00	225	0:10:40	195	0:10:20
Seton	281	0:15:11	242	0:15:14	338	0:15:36
Stanford University Hospital	556	0:08:57	566	0:09:00	618	0:09:58
UC San Francisco	9	0:31:59	8	0:16:49	8	0:21:21
Zuckerberg San Francisco General	130	0:21:00	95	0:24:23	79	0:19:09

San Mateo County EMS Agency APOT - 2

Hospital Name	October 2021					November 2021					December 2021				
	2.1	2.2	2.3	2.4	2.5	2.1	2.2	2.3	2.4	2.5	2.1	2.2	2.3	2.4	2.5
Cal Pacific - Davies	1	0	0	0	0	0	0	0	0	0	2	0	0	0	0
Dominican	0	0	0	0	0	0	0	0	0	0	3	0	0	0	0
El Camino	1	0	0	0	0	0	0	0	0	0	0	0	0	0	0
Kaiser Redwood City	373	10	0	0	0	354	6	0	0	0	392	9	0	0	0
Kaiser San Francisco	1	0	0	0	0	3	0	0	0	0	1	0	0	0	0
Kaiser South San Francisco	276	2	1	0	0	257	6	0	0	0	290	11	0	0	0
Mills-Peninsula	972	54	0	0	0	838	33	0	1	0	948	62	1	0	0
Palo Alto Veterans	18	2	0	0	0	24	2	0	0	0	21	1	0	0	0
San Mateo Medical Center	295	1	0	0	0	231	1	0	0	0	249	1	0	0	0
Santa Clara Valley Medical Center	1	0	0	0	0	1	1	0	0	0	3	0	0	0	0
Sequoia	213	6	0	0	0	222	3	0	0	0	195	0	0	0	0
Seton	269	12	0	0	0	226	14	2	0	0	315	23	0	0	0
Stanford University Hospital	548	8	0	0	0	560	6	0	0	0	609	8	0	1	0
UC San Francisco	7	2	0	0	0	7	1	0	0	0	7	1	0	0	0
Zuckerberg San Francisco General	113	17	0	0	0	84	11	0	0	0	72	7	0	0	0



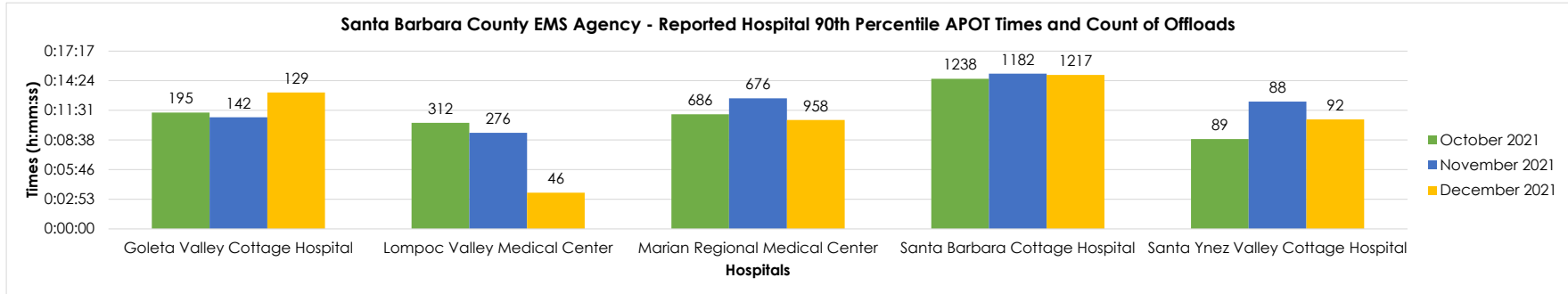
Santa Barbara County EMS Agency

Santa Barbara County EMS Agency APOT - 1

Hospital Name	October 2021		November 2021		December 2021	
	Offloads	90th Percentile APOT Time	Offloads	90th Percentile APOT Time	Offloads	90th Percentile APOT Time
Galeta Valley Cottage Hospital	195	0:11:18	142	0:10:51	129	0:13:15
Lompoc Valley Medical Center	312	0:10:18	276	0:09:20	46	0:03:31
Marian Regional Medical Center	686	0:11:08	676	0:12:41	958	0:10:35
Santa Barbara Cottage Hospital	1238	0:14:35	1182	0:15:05	1217	0:14:58
Santa Ynez Valley Cottage Hospital	89	0:08:44	88	0:12:22	92	0:10:38

Santa Barbara County EMS Agency APOT - 2

Hospital Name	October 2021					November 2021					December 2021				
	2.1	2.2	2.3	2.4	2.5	2.1	2.2	2.3	2.4	2.5	2.1	2.2	2.3	2.4	2.5
Galeta Valley Cottage Hospital	191	3				141			1		123	4	1		
Lompoc Valley Medical Center	307	4	1			274			2		245	1			
Marian Regional Medical Center	677	8				660		1	15		754	5			
Santa Barbara Cottage Hospital	1193	39		1	1	1132		4	46		1195	22			
Santa Ynez Valley Cottage Hospital	87	1				87			1		89	3			



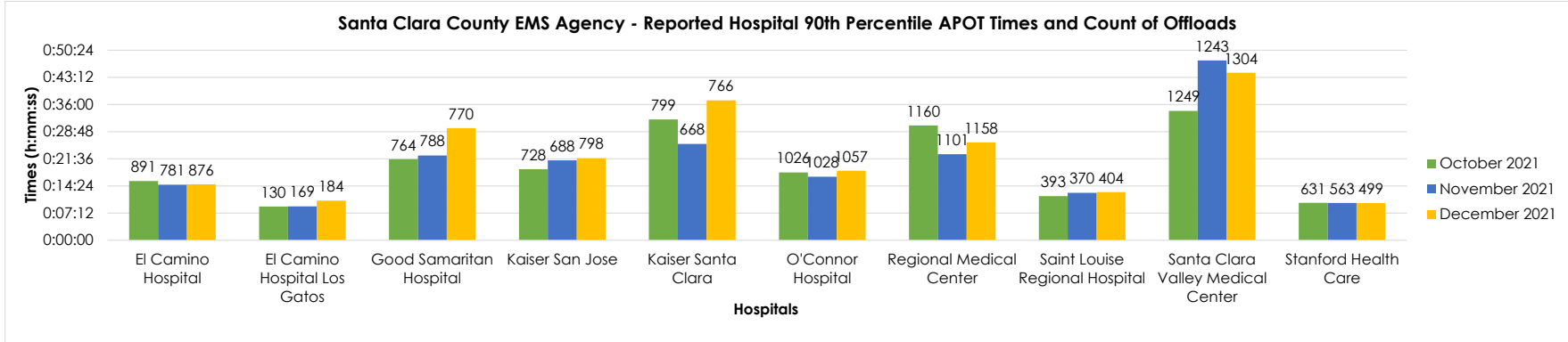
Santa Clara County EMS Agency

Santa Clara County EMS Agency APOT - 1

Hospital Name	October 2021		November 2021		December 2021	
	Offloads	90th Percentile APOT Time	Offloads	90th Percentile APOT Time	Offloads	90th Percentile APOT Time
El Camino Hospital	891	0:15:43	781	0:14:44	876	0:14:51
El Camino Hospital Los Gatos	130	0:08:56	169	0:09:00	184	0:10:30
Good Samaritan Hospital	764	0:21:30	788	0:22:29	770	0:29:45
Kaiser San Jose	728	0:18:52	688	0:21:11	798	0:21:46
Kaiser Santa Clara	799	0:32:02	668	0:25:33	766	0:37:07
O'Connor Hospital	1026	0:18:00	1028	0:16:51	1057	0:18:25
Regional Medical Center	1160	0:30:26	1101	0:22:49	1158	0:25:58
Saint Louise Regional Hospital	393	0:11:43	370	0:12:35	404	0:12:46
Santa Clara Valley Medical Center	1249	0:34:19	1243	0:47:40	1304	0:44:25
Stanford Health Care	631	0:09:55	563	0:09:54	499	0:09:51

Santa Clara County EMS Agency APOT - 2

Hospital Name	October 2021					November 2021					December 2021				
	2.1	2.2	2.3	2.4	2.5	2.1	2.2	2.3	2.4	2.5	2.1	2.2	2.3	2.4	2.5
El Camino Hospital	852	39	0	0	0	763	18	0	0	0	854	22	0	0	0
El Camino Hospital Los Gatos	128	2	0	0	0	168	1	0	0	0	179	5	0	0	0
Good Samaritan Hospital	683	75	5	0	0	696	85	7	0	0	626	120	24	0	0
Kaiser San Jose	672	55	1	0	0	617	69	2	0	0	708	90	0	0	0
Kaiser Santa Clara	616	172	10	1	0	564	103	1	0	0	552	186	27	1	0
O'Connor Hospital	951	73	2	0	0	961	65	2	0	0	984	72	1	0	0
Regional Medical Center	981	131	38	7	3	975	108	15	3	0	1006	117	25	7	3
Saint Louise Regional Hospital	386	7	0	0	0	361	9	0	0	0	385	5	0	0	0
Santa Clara Valley Medical Center	1010	194	40	5	0	896	272	69	6	0	976	261	59	5	3
Stanford Health Care	625	6	0	0	0	562	1	0	0	0	495	4	0	0	0



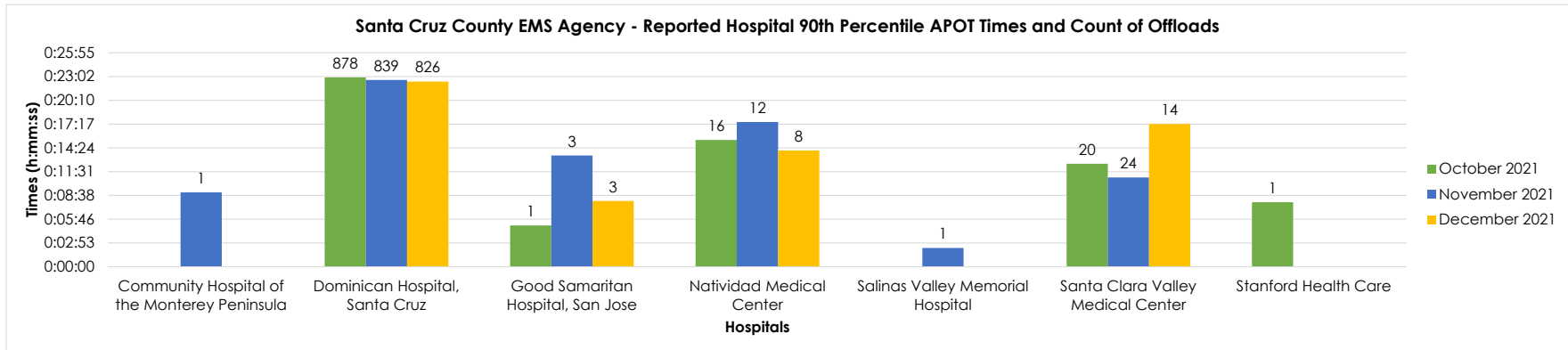
Santa Cruz County EMS Agency

Santa Cruz County EMS Agency APOT - 1

Hospital Name	October 2021		November 2021		December 2021	
	Offloads	90th Percentile APOT Time	Offloads	90th Percentile APOT Time	Offloads	90th Percentile APOT Time
Community Hospital of the Monterey Peninsula			1	0:09:01		
Dominican Hospital, Santa Cruz	878	0:22:56	839	0:22:38	826	0:22:26
Good Samaritan Hospital, San Jose	1	0:05:00	3	0:13:29	3	0:07:58
Natividad Medical Center	16	0:15:22	12	0:17:32	8	0:14:05
Salinas Valley Memorial Hospital			1	0:02:17		
Santa Clara Valley Medical Center	20	0:12:29	24	0:10:49	14	0:17:18
Stanford Health Care	1	0:07:49				
Watsonville Community Hospital	307	0:17:27	297	0:18:15	310	0:15:25

Santa Cruz County EMS Agency APOT - 2

Hospital Name	October 2021					November 2021					December 2021				
	2.1	2.2	2.3	2.4	2.5	2.1	2.2	2.3	2.4	2.5	2.1	2.2	2.3	2.4	2.5
Community Hospital of the Monterey Peninsula						1	0	0	0	0					
Dominican Hospital, Santa Cruz	796	82	0	0	0	766	73	0	0	0	746	78	2	0	0
Good Samaritan Hospital, San Jose	1	0	0	0	0	3	0	0	0	0	3	0	0	0	0
Natividad Medical Center	16	0	0	0	0	11	1	0	0	0	8	0	0	0	0
Salinas Valley Memorial Hospital						1	0	0	0	0					
Santa Clara Valley Medical Center	19	1	0	0	0	23	1	0	0	0	13	1	0	0	0
Stanford Health Care	1	0	0	0	0										
Watsonville Community Hospital	293	14	0	0	0	277	20	0	0	0	297	11	1	1	0



Sierra-Sacramento Valley EMS Agency

Sierra-Sacramento Valley EMS Agency APOT - 1

Hospital Name	October 2021		November 2021		December 2021	
	Offloads	90th Percentile APOT Time	Offloads	90th Percentile APOT Time	Offloads	90th Percentile APOT Time
Adventist Health +Rideout	1610	0:14:00	1506	0:21:00	1613	0:15:00
Colusa Medical Center	57	0:08:00	50	0:10:00	62	0:09:00
Enloe Medical Center	1212	0:10:00	1265	0:10:00	1297	0:09:00
Fairchild Medical Center	182	0:04:00	161	0:04:00	236	0:04:00
Glenn Medical Center	70	0:06:00	56	0:06:00	82	0:06:00
Kaiser Roseville Medical Center	736	0:54:00	684	1:02:00	735	1:27:00
Mayers Memorial Hospital District	45	0:08:00	39	0:05:00	32	0:07:00
Mercy Medical Center Mt. Shasta	141	0:05:00	141	0:05:00	139	0:05:00
Mercy Medical Center Redding	1121	0:27:00	1070	0:22:00	1131	0:22:00
Orchard Hospital	73	0:15:00	45	0:09:00	72	0:11:00
Oroville Hospital	666	0:16:00	635	0:20:00	647	0:17:00
Shasta Regional Medical Center	573	1:00:00	558	0:34:00	563	0:31:00
Sierra Nevada Memorial Hospital	493	0:07:00	480	0:06:00	541	0:07:00
St. Elizabeth Community Hospital	473	0:15:00	428	0:12:00	461	0:13:00
Sutter Auburn Faith Hospital	440	0:15:00	379	0:16:00	458	0:17:00
Sutter Roseville Medical Center	1362	0:37:00	1304	0:34:00	1383	0:35:00
Tahoe Forest Hospital	115	0:06:00	65	0:06:00	165	0:07:00

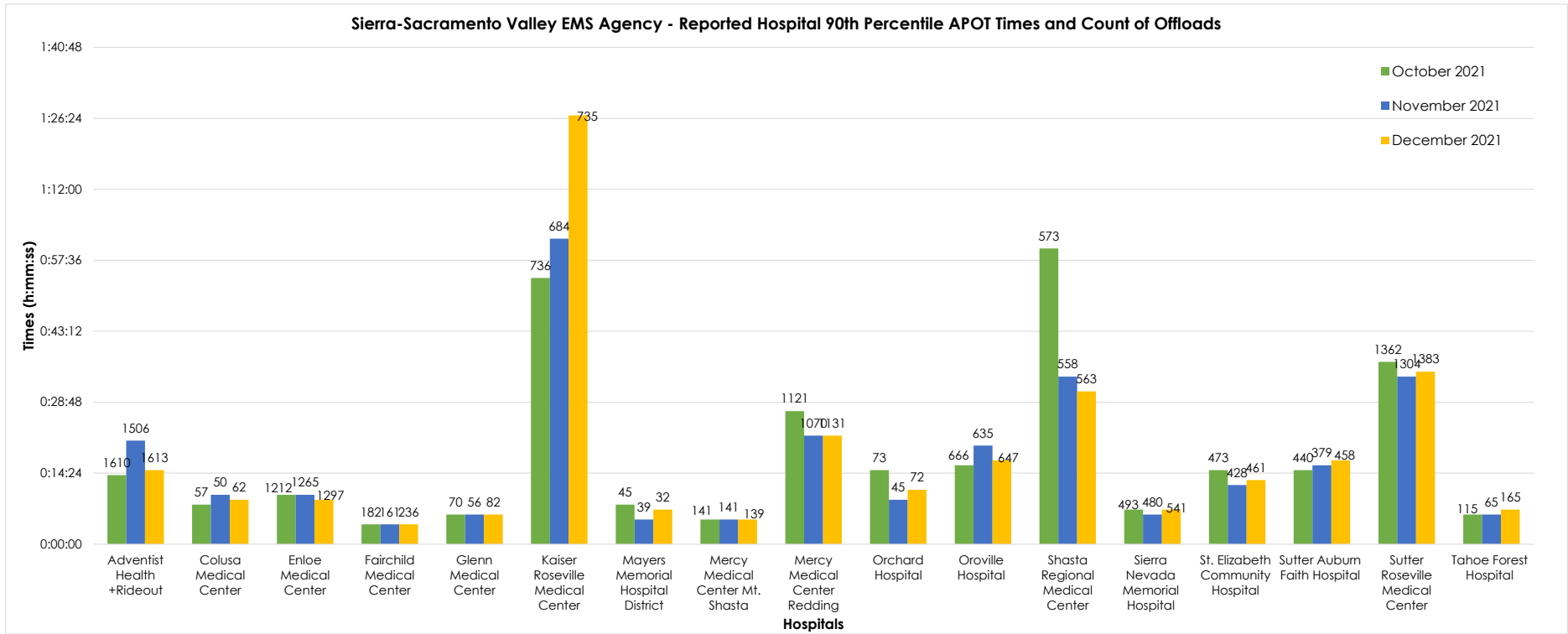
Sierra-Sacramento Valley EMS Agency APOT - 2

Hospital Name	October 2021					November 2021					December 2021				
	2.1	2.2	2.3	2.4	2.5	2.1	2.2	2.3	2.4	2.5	2.1	2.2	2.3	2.4	2.5
Adventist Health +Rideout	1547	60	3	0	0	1344	131	27	3	1	1531	78	2	1	1
Colusa Medical Center	57	0	0	0	0	50	0	0	0	0	62	0	0	0	0
Enloe Medical Center	1204	6	1	0	1	1260	5	0	0	0	1290	5	0	0	2
Fairchild Medical Center	182	0	0	0	0	161	0	0	0	0	234	2	0	0	0
Glenn Medical Center	70	0	0	0	0	55	1	0	0	0	82	0	0	0	0
Kaiser Roseville Medical Center	384	295	46	10	1	361	251	61	9	2	316	283	97	32	7
Mayers Memorial Hospital District	42	2	1	0	0	38	1	0	0	0	32	0	0	0	0
Mercy Medical Center Mt. Shasta	140	1	0	0	0	141	0	0	0	0	138	1	0	0	0
Mercy Medical Center Redding	936	166	15	4	0	933	131	4	2	0	980	146	5	0	0
Orchard Hospital	71	2	0	0	0	45	0	0	0	0	72	0	0	0	0
Oroville Hospital	635	30	1	0	0	571	61	3	0	0	603	42	2	0	0
Shasta Regional Medical Center	397	118	41	15	2	437	93	27	1	0	458	87	17	1	0
Sierra Nevada Memorial Hospital	492	1	0	0	0	478	2	0	0	0	536	3	1	1	0

Sierra-Sacramento Valley EMS Agency APOT - 2 Cont...

Hospital Name	October 2021					November 2021					December 2021				
	2.1	2.2	2.3	2.4	2.5	2.1	2.2	2.3	2.4	2.5	2.1	2.2	2.3	2.4	2.5
St. Elizabeth Community Hospital	449	23	1	0	0	417	10	1	0	0	444	17	0	0	0
Sutter Auburn Faith Hospital	428	11	1	0	0	359	19	1	0	0	430	28	0	0	0
Sutter Roseville Medical Center	784	537	41	0	0	822	466	15	1	0	837	518	27	0	1
Tahoe Forest Hospital	115	0	0	0	0	65	0	0	0	0	165	0	0	0	0

Sierra-Sacramento Valley EMS Agency - Reported Hospital 90th Percentile APOT Times and Count of Offloads



Solano County EMS Agency

Solano County EMS Agency APOT - 1

Hospital Name	October 2021		November 2021		December 2021	
	Offloads	90th Percentile APOT Time	Offloads	90th Percentile APOT Time	Offloads	90th Percentile APOT Time
Children's Hospital Oakland (20059)	1	0:24:05	2	0:04:48	1	0:20:47
Contra Costa Regional (20087)	1	0:16:17			1	0:10:00
David Grant Medical Center (62054)	43	0:23:38	44	0:21:00	43	0:22:18
John Muir Concord (20179)	30	0:17:52	30	0:25:06	32	0:23:13
John Muir Walnut Creek (20180)	9	0:18:08	17	0:16:32	5	0:21:00
Kaiser Antioch (20214)	20	0:33:42	17	0:55:08	25	0:31:33
Kaiser Vacaville (20216)	607	0:24:00	544	0:23:00	636	0:24:41
Kaiser Vallejo (20193)	332	0:22:37	306	0:22:59	321	0:27:00
Kaiser Walnut Creek (20208)	4	0:22:25	3	0:29:48	4	0:18:04
Lodi Memorial (65057)	8	0:28:58	7	0:20:57	14	0:57:18

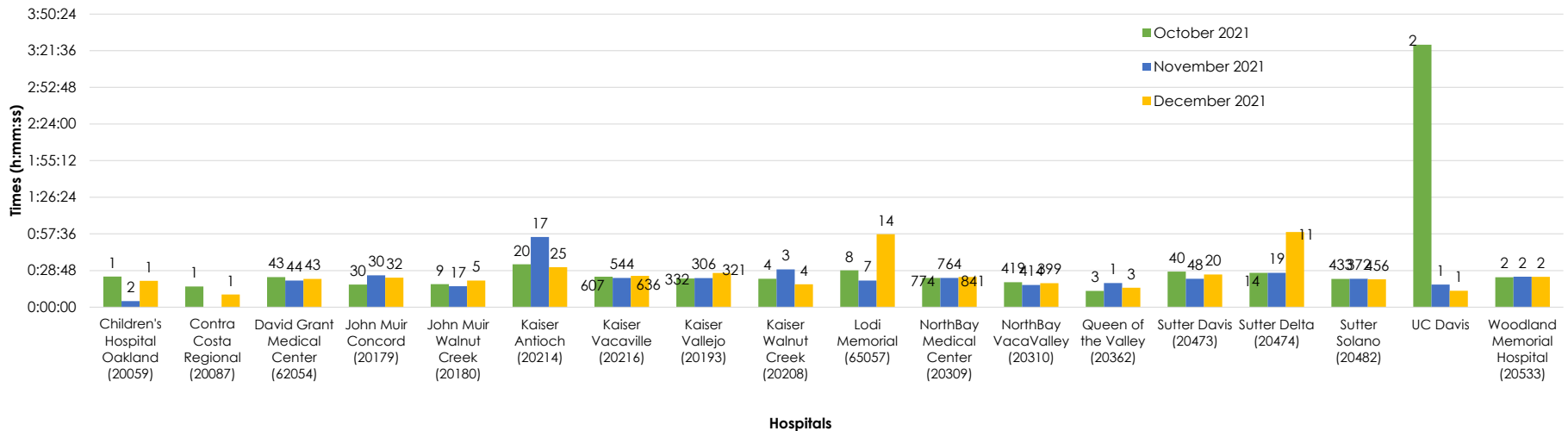
Solano County EMS Agency APOT - 1 Cont...

Hospital Name	October 2021		November 2021		December 2021	
	Offloads	90th Percentile APOT Time	Offloads	90th Percentile APOT Time	Offloads	90th Percentile APOT Time
NorthBay Medical Center (20309)	774	0:23:00	764	0:23:00	841	0:23:47
NorthBay VacaValley (20310)	419	0:19:40	414	0:17:33	399	0:18:53
Queen of the Valley (20362)	3	0:12:48	1	0:19:00	3	0:15:19
Sutter Davis (20473)	40	0:28:05	48	0:22:25	20	0:25:44
Sutter Delta (20474)	14	0:27:03	19	0:27:02	11	0:59:00
Sutter Solano (20482)	433	0:22:20	372	0:22:23	456	0:22:00
UC Davis	2	3:26:17	1	0:17:51	1	0:13:00
Woodland Memorial Hospital (20533)	2	0:23:35	2	0:24:00	2	0:23:54

Solano County EMS Agency APOT - 2

Hospital Name	October 2021					November 2021					December 2021				
	2.1	2.2	2.3	2.4	2.5	2.1	2.2	2.3	2.4	2.5	2.1	2.2	2.3	2.4	2.5
Children's Hospital Oakland (20059)		1				2						1			
Contra Costa Regional (20087)	1										1				
David Grant Medical Center (62054)	37	6				37	7				37	5	1		
John Muir Concord (20179)	28	2				23	7				24	8			
John Muir Walnut Creek (20180)	9					16	1				4	1			
Kaiser Antioch (20214)	9	11				8	8			1	15	9	1		
Kaiser Vacaville (20216)	488	117	1		1	448	95	1			499	130	7		
Kaiser Vallejo (20193)	265	66	1			234	72				242	77	2		
Kaiser Walnut Creek (20208)	3	1				1	2				4				
Lodi Memorial (65057)	5	3				6	1				6	6	1	1	
NorthBay Medical Center (20309)	649	125				618	145	1			676	163	2		
NorthBay VacaValley (20310)	392	26				387	27				366	28	5		
Queen of the Valley (20362)	3					1					3				
Sutter Davis (20473)	32	8				41	7				24	8			
Sutter Delta (20474)	11	3				12	7				4	6	1		
Sutter Solano (20482)	366	65	2			314	58				387	69			
UC Davis		1				1					1				
Woodland Memorial Hospital (20533)	2					1			1		1	1			

Solano County EMS Agency - Reported Hospital 90th Percentile APOT Times and Count of Offloads



Tuolumne County EMS Agency

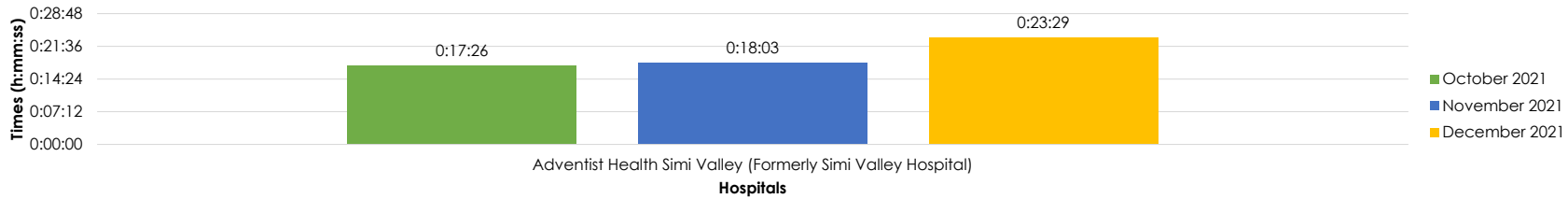
Tuolumne County EMS Agency APOT - 1

Hospital Name	October 2021		November 2021		December 2021	
	Offloads	90th Percentile APOT Time	Offloads	90th Percentile APOT Time	Offloads	90th Percentile APOT Time
Adventist Health Simi Valley (Formerly Simi Valley Hospital)	540	0:17:26	556	0:18:03	602	0:23:29

Tuolumne County EMS Agency APOT - 2

Hospital Name	October 2021					November 2021					December 2021				
	2.1	2.2	2.3	2.4	2.5	2.1	2.2	2.3	2.4	2.5	2.1	2.2	2.3	2.4	2.5
Adventist Health- Sonora	452	3				401	5				404		1		

Tuolumne County EMS Agency - Reported Hospital 90th Percentile APOT Times and Count of Offloads



Ventura County EMS Agency

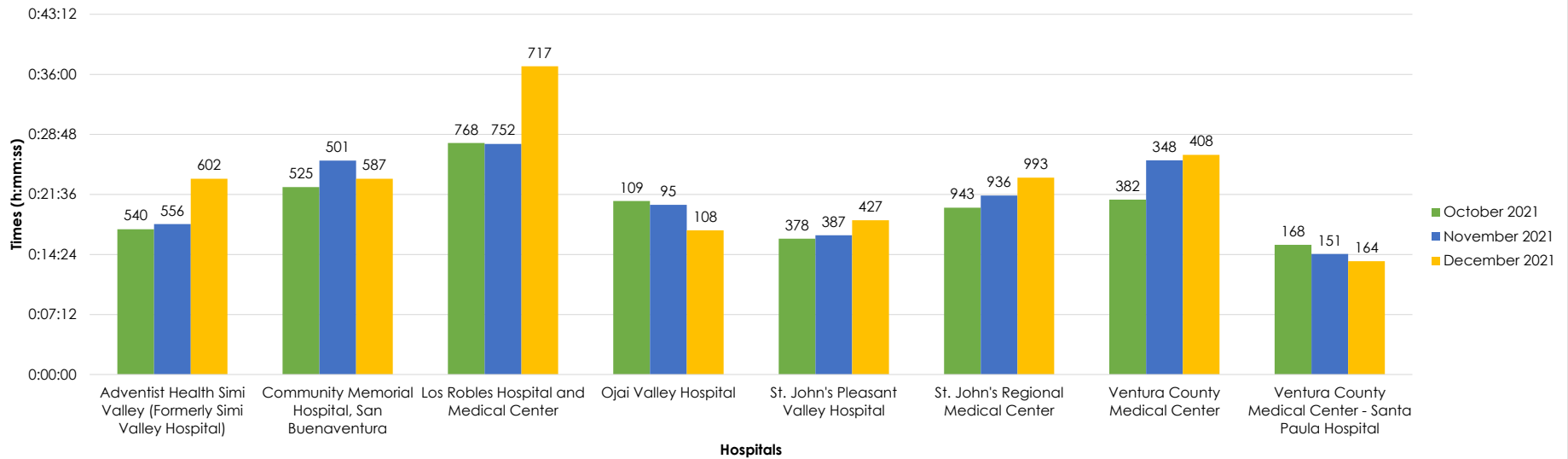
Ventura County EMS Agency APOT - 1

Hospital Name	October 2021		November 2021		December 2021	
	Offloads	90th Percentile APOT Time	Offloads	90th Percentile APOT Time	Offloads	90th Percentile APOT Time
Adventist Health Simi Valley (Formerly Simi Valley Hospital)	540	0:17:26	556	0:18:03	602	0:23:29
Community Memorial Hospital, San Buenaventura	525	0:22:29	501	0:25:40	587	0:23:29
Los Robles Hospital and Medical Center	768	0:27:46	752	0:27:40	717	0:36:58
Ojai Valley Hospital	109	0:20:49	95	0:20:21	108	0:17:18
St. John's Pleasant Valley Hospital	378	0:16:18	387	0:16:42	427	0:18:30
St. John's Regional Medical Center	943	0:20:01	936	0:21:28	993	0:23:37
Ventura County Medical Center	382	0:20:59	348	0:25:42	408	0:26:21
Ventura County Medical Center - Santa Paula Hospital	168	0:15:34	151	0:14:28	164	0:13:36

Ventura County EMS Agency APOT - 2

Hospital Name	October 2021					November 2021					December 2021				
	2.1	2.2	2.3	2.4	2.5	2.1	2.2	2.3	2.4	2.5	2.1	2.2	2.3	2.4	2.5
Adventist Health Simi Valley (Formerly Simi Valley Hospital)	520	19	1	0	0	518	38	0	0	0	524	66	12	0	0
Community Memorial Hospital, San Buenaventura	460	64	1	0	0	420	77	4	0	0	494	90	3	0	0
Los Robles Hospital and Medical Center	595	169	4	0	0	603	145	4	0	0	505	187	21	4	0
Ojai Valley Hospital	99	8	2	0	0	87	7	1	0	0	102	6	0	0	0
St. John's Pleasant Valley Hospital	364	14	0	0	0	372	13	2	0	0	397	30	0	0	0
St. John's Regional Medical Center	863	80	0	0	0	836	98	1	1	0	862	117	13	1	0
Ventura County Medical Center	344	37	1	0	0	295	52	1	0	0	339	66	3	0	0
Ventura County Medical Center - Santa Paula Hospital	164	4	0	0	0	148	2	1	0	0	159	5	0	0	0

Ventura County EMS Agency - Reported Hospital 90th Percentile APOT Times and Count of Offloads



Yolo County EMS Agency

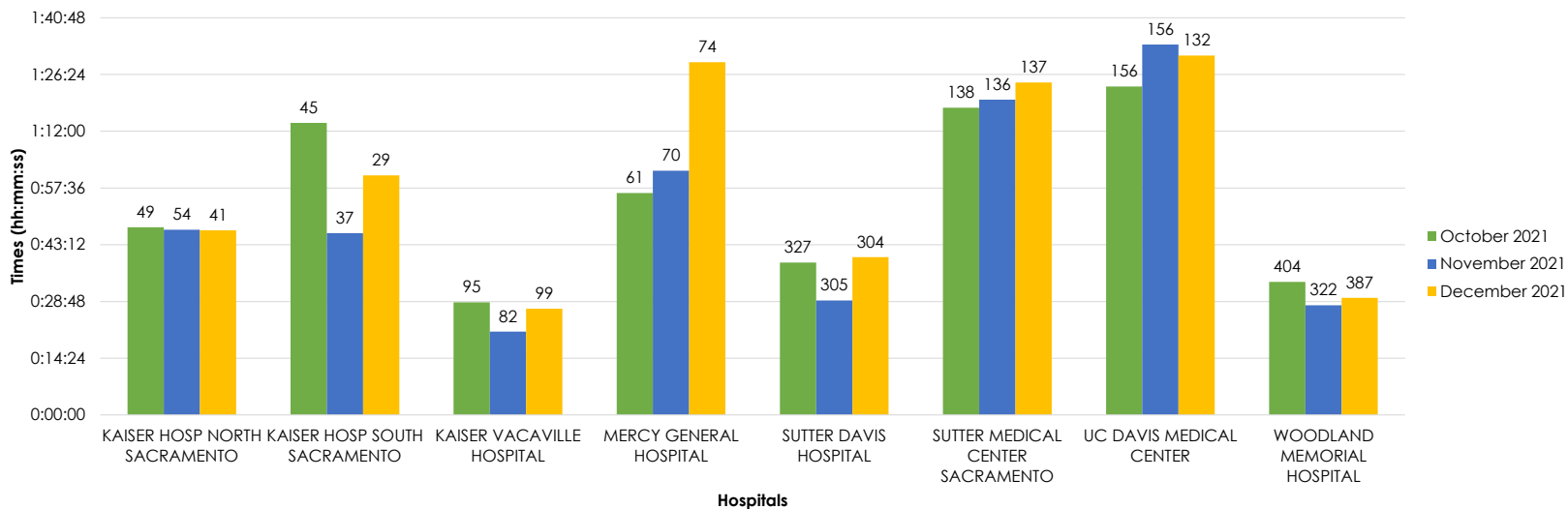
Yolo County EMS Agency APOT - 1

Hospital Name	October 2021		November 2021		December 2021	
	Offloads	90th Percentile APOT Time	Offloads	90th Percentile APOT Time	Offloads	90th Percentile APOT Time
KAISER HOSP NORTH SACRAMENTO	49	0:47:38	54	0:47:01	41	0:46:52
KAISER HOSP SOUTH SACRAMENTO	45	1:14:07	37	0:46:10	29	1:00:47
KAISER VACAVILLE HOSPITAL	95	0:28:35	82	0:21:09	99	0:26:58
MERCY GENERAL HOSPITAL	61	0:56:21	70	1:01:57	74	1:29:30
SUTTER DAVIS HOSPITAL	327	0:38:42	305	0:29:04	304	0:40:03
SUTTER MEDICAL CENTER SACRAMENTO	138	1:17:56	136	1:19:59	137	1:24:22
UC DAVIS MEDICAL CENTER	156	1:23:20	156	1:34:00	132	1:31:13
WOODLAND MEMORIAL HOSPITAL	404	0:33:46	322	0:27:50	387	0:29:43

Yolo County EMS Agency APOT - 2

Hospital Name	October 2021					November 2021					December 2021				
	2.1	2.2	2.3	2.4	2.5	2.1	2.2	2.3	2.4	2.5	2.1	2.2	2.3	2.4	2.5
KAISER HOSP NORTH SACRAMENTO	17	31	1			23	30	2			15	23	2		
KAISER HOSP SOUTH SACRAMENTO	24	13	8	1		26	9	2			9	16	3		
KAISER VACAVILLE HOSPITAL	78	16	1			70	13				80	16	1		
MERCY GENERAL HOSPITAL	18	38	5	1		29	37	4	1		16	38	18	1	1
SUTTER DAVIS HOSPITAL	266	47	11	1		255	48	4			242	48	11	3	
SUTTER MEDICAL CENTER SACRAMENTO	44	70	24	4	1	29	78	25	5		26	80	27	3	1
UC DAVIS MEDICAL CENTER	89	50	11	5	4	99	44	5	3	4	76	44	6	3	3
WOODLAND MEMORIAL HOSPITAL	326	70	7	1		267	50	4			325	56	6		

Yolo County EMS Agency - Reported Hospital 90th Percentile APOT Times and Count of Offloads

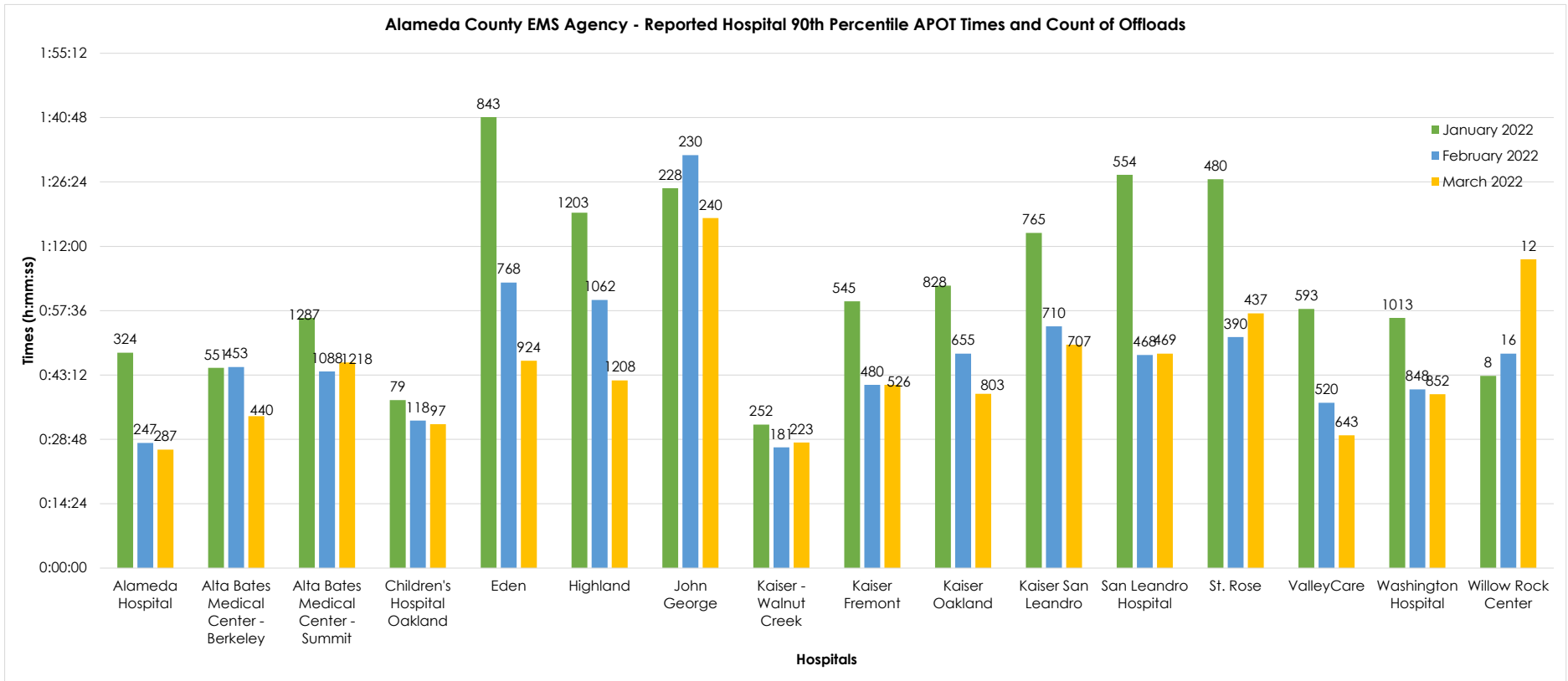


Local EMS Agency 2022 Quarter One (1) Ambulance Patient Offload Time (APOT)

Alameda County EMS Agency

Alameda County EMS Agency APOT - 1	January 2022		February 2022		March 2022	
	Offloads	90th Percentile APOT Time	Offloads	90th Percentile APOT Time	Offloads	90th Percentile APOT Time
Alameda Hospital	324	0:48:12	247	0:28:00	287	0:26:30
Alta Bates Medical Center - Berkeley	551	0:44:48	453	0:45:00	440	0:34:00
Alta Bates Medical Center - Summit	1287	0:56:00	1088	0:44:00	1218	0:46:00
Children's Hospital Oakland	79	0:37:36	118	0:33:00	97	0:32:12
Eden	843	1:40:54	768	1:03:54	924	0:46:24
Highland	1203	1:19:30	1062	1:00:00	1208	0:42:00
John George	228	1:25:00	230	1:32:24	240	1:18:18
Kaiser - Walnut Creek	252	0:32:06	181	0:27:00	223	0:28:06
Kaiser Fremont	545	0:59:42	480	0:41:00	526	0:41:00
Kaiser Oakland	828	1:03:12	655	0:48:00	803	0:39:00
Kaiser San Leandro	765	1:15:00	710	0:54:06	707	0:50:00
San Leandro Hospital	554	1:28:00	468	0:47:42	469	0:48:00
St. Rose	480	1:27:00	390	0:51:42	437	0:57:00
ValleyCare	593	0:58:00	520	0:37:00	643	0:29:42
Washington Hospital	1013	0:56:00	848	0:40:00	852	0:38:54
Willow Rock Center	8	0:43:00	16	0:48:00	12	1:09:06

Alameda County EMS Agency APOT - 2	January 2022					February 2022					March 2022				
	2.1	2.2	2.3	2.4	2.5	2.1	2.2	2.3	2.4	2.5	2.1	2.2	2.3	2.4	2.5
Alameda Hospital	234	68	16	2	4	196	46	3	1	1	232	46	3	0	6
Alta Bates Medical Center - Berkeley	346	178	20	1	6	298	128	25	0	2	309	117	8	2	4
Alta Bates Medical Center - Summit	560	620	77	6	24	622	414	24	3	25	660	508	30	2	18
Children's Hospital Oakland	54	20	1	2	2	88	27	1	0	2	69	24	3	0	1
Eden	352	299	139	30	23	386	297	69	3	13	502	379	29	3	11
Highland	459	555	140	30	19	495	466	76	10	15	655	513	26	1	13
John George	31	139	51	6	1	26	135	62	6	1	21	166	50	1	2
Kaiser - Walnut Creek	180	68	3	1	0	141	37	1	1	1	166	56	0	0	1
Kaiser Fremont	303	188	40	3	11	323	132	19	2	4	358	151	12	1	4
Kaiser Oakland	395	343	72	9	9	326	293	25	3	8	498	282	7	1	15
Kaiser San Leandro	305	345	95	13	7	356	292	51	2	9	348	316	34	0	9
San Leandro Hospital	199	260	68	21	6	232	204	24	5	3	235	212	15	2	5
St. Rose	185	201	68	13	13	226	142	18	1	3	236	164	29	0	8
ValleyCare	357	182	40	3	11	376	125	9	0	10	506	122	2	1	12
Washington Hospital	550	376	66	11	10	564	256	16	2	10	591	232	10	2	17
Willow Rock Center	6	2	0	0	0	10	5	0	0	1	5	5	1	0	1



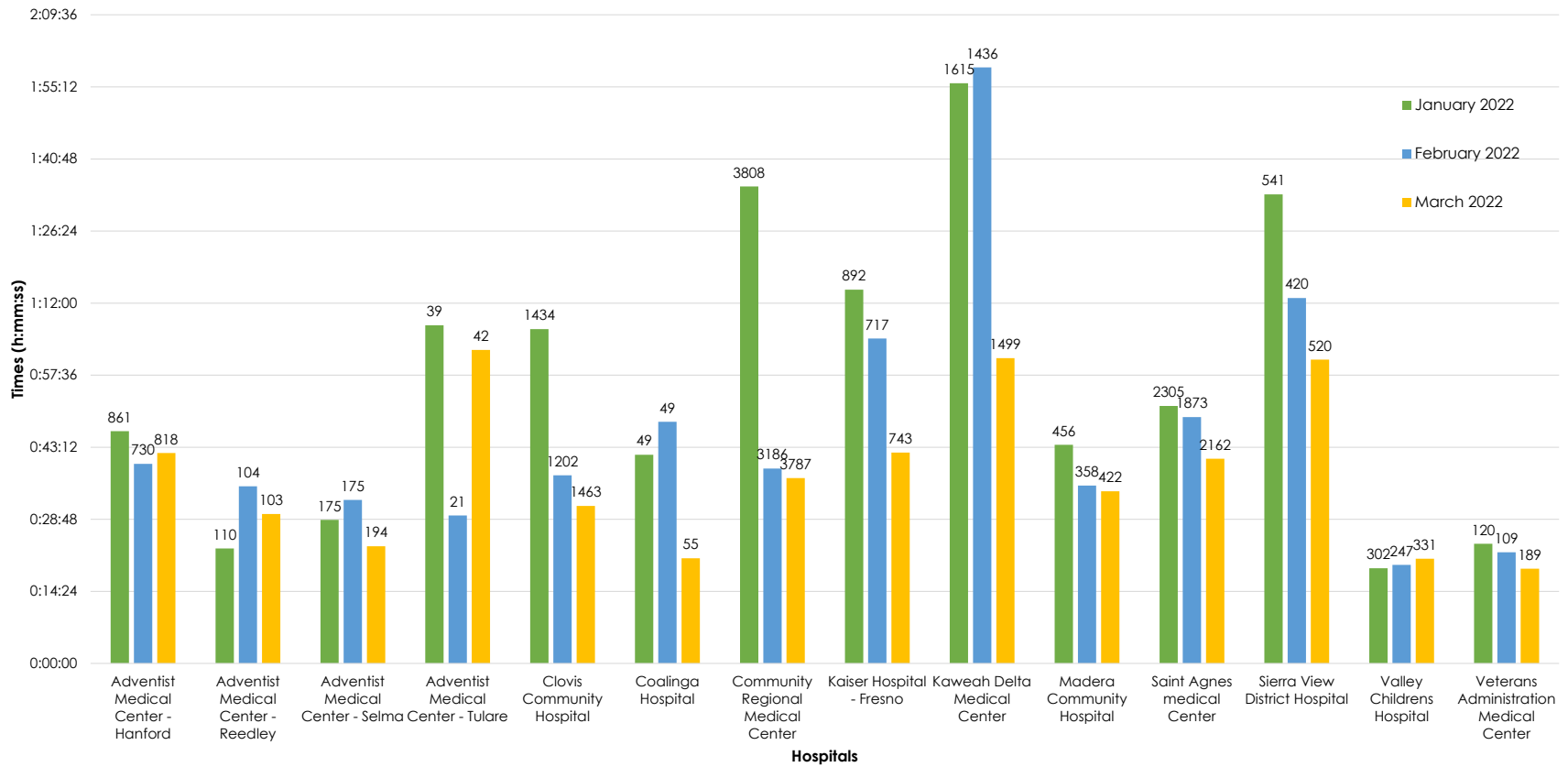
Central California EMS Agency

Central California EMS Agency APOT -1 Hospital Name	January 2022		February 2022		March 2022	
	Offloads	90th Percentile APOT Time	Offloads	90th Percentile APOT Time	Offloads	90th Percentile APOT Time
Adventist Medical Center - Hanford	861	0:46:24	730	0:39:53	818	0:42:03
Adventist Medical Center - Reedley	110	0:22:58	104	0:35:24	103	0:29:51
Adventist Medical Center - Selma	175	0:28:41	175	0:32:41	194	0:23:24
Adventist Medical Center - Tulare	39	1:07:34	21	0:29:33	42	1:02:39
Clovis Community Hospital	1434	1:06:48	1202	0:37:35	1463	0:31:29
Coalinga Hospital	49	0:41:42	49	0:48:17	55	0:21:01
Community Regional Medical Center	3808	1:35:18	3186	0:38:57	3787	0:37:02
Kaiser Hospital - Fresno	892	1:14:41	717	1:04:55	743	0:42:08
Kaweah Delta Medical Center	1615	1:55:57	1436	1:59:05	1499	1:01:00
Madera Community Hospital	456	0:43:41	358	0:35:32	422	0:34:23
Saint Agnes medical Center	2305	0:51:28	1873	0:49:14	2162	0:40:54
Sierra View District Hospital	541	1:33:44	420	1:13:00	520	1:00:42
Valley Childrens Hospital	302	0:19:01	247	0:19:41	331	0:20:56
Veterans Administration Medical Center	120	0:23:54	109	0:22:13	189	0:18:56

Central California EMS Agency APOT - 2

Hospital Name	January 2022					February 2022					March 2022				
	2.1	2.2	2.3	2.4	2.5	2.1	2.2	2.3	2.4	2.5	2.1	2.2	2.3	2.4	2.5
Adventist Medical Center - Hanford	569	248	36	8	0	483	216	31	0	0	512	273	30	2	1
Adventist Medical Center - Reedley	92	15	3	0	0	79	20	3	2	0	86	12	4	0	1
Adventist Medical Center - Selma	135	36	1	2	1	141	31	2	0	1	167	23	3	0	1
Adventist Medical Center - Tulare	25	9	5	0	0	16	5	0	0	0	26	11	4	0	1
Clovis Community Hospital	507	758	88	29	52	508	678	15	1	0	793	659	9	1	1
Coalinga Hospital	22	26	1	0	0	25	23	1	0	0	48	7	0	0	0
Community Regional Medical Center	1502	1589	428	89	200	1541	1573	67	4	1	1940	1792	49	3	3
Kaiser Hospital - Fresno	415	308	88	29	52	421	217	63	14	2	484	229	25	3	2
Kaweah Delta Medical Center	465	767	232	58	93	428	663	207	62	76	543	810	112	13	21
Madera Community Hospital	306	123	21	4	2	265	82	7	0	4	310	105	5	2	0
Saint Agnes medical Center	775	1392	122	8	8	626	1163	80	1	3	895	1230	35	2	0
Sierra View District Hospital	195	250	61	17	18	170	200	31	9	10	220	248	38	7	7
Valley Childrens Hospital	274	26	2	0	0	224	19	1	1	2	294	34	3	0	0
Veterans Administration Medical Center	94	25	1	0	0	95	13	0	1	0	172	17	0	0	0

Central California EMS Agency - Reported Hospital 90th Percentile APOT Times and Count of Offloads



Coastal Valleys EMS Agency

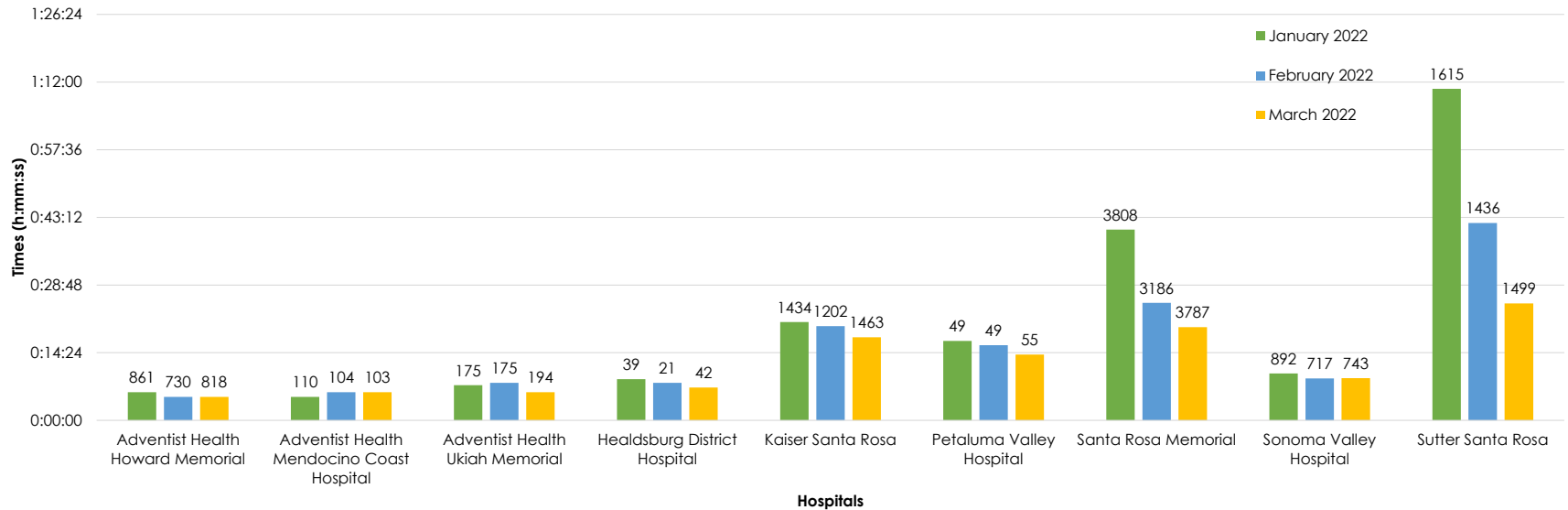
Coastal Valleys EMS Agency APOT - 1

Hospital Name	January 2022		February 2022		March 2022	
	Offloads	90th Percentile APOT Time	Offloads	90th Percentile APOT Time	Offloads	90th Percentile APOT Time
Adventist Health Howard Memorial	106	0:06:00	94	0:05:00	102	0:05:00
Adventist Health Mendocino Coast Hospital	107	0:05:00	128	0:06:00	123	0:06:00
Adventist Health Ukiah Memorial	304	0:07:30	203	0:08:00	263	0:06:00
Healdsburg District Hospital	91	0:08:47	67	0:08:00	81	0:07:00
Kaiser Santa Rosa	689	0:20:56	613	0:20:03	669	0:17:41
Petaluma Valley Hospital	383	0:16:54	295	0:16:00	318	0:14:00
Santa Rosa Memorial	1130	0:40:36	982	0:25:00	1,070	0:19:50
Sonoma Valley Hospital	171	0:10:00	135	0:08:56	156	0:08:59
Sutter Santa Rosa	656	1:10:34	501	0:42:00	570	0:24:54

Coastal Valleys EMS Agency APOT - 2

Hospital Name	January 2022					February 2022					March 2022				
	2.1	2.2	2.3	2.4	2.5	2.1	2.2	2.3	2.4	2.5	2.1	2.2	2.3	2.4	2.5
Adventist Health Howard Memorial	106	0	0	0	0	94	0	0	0	0	102	0	0	0	0
Adventist Health Mendocino Coast Hospital	107	0	0	0	0	128	0	0	0	0	123	0	0	0	0
Adventist Health Ukiah Memorial	304	0	0	0	0	203	0	0	0	0	262	1	0	0	0
Healdsburg District Hospital	89	2	0	0	0	66	1	0	0	0	81	0	0	0	0
Kaiser Santa Rosa	620	58	6	3	2	556	51	4	2	0	622	43	2	1	1
Petaluma Valley Hospital	354	24	2	3	0	276	16	3	0	0	297	17	2	2	0
Santa Rosa Memorial	873	204	25	17	11	835	138	7	1	1	972	81	7	10	0
Sonoma Valley Hospital	167	4	0	0	0	134	1	0	0	0	156	0	0	0	0
Sutter Santa Rosa	362	204	43	32	15	364	111	15	9	2	489	75	6	0	0

Coastal Valleys EMS Agency - Reported Hospital 90th Percentile APOT Times and Count of Offloads

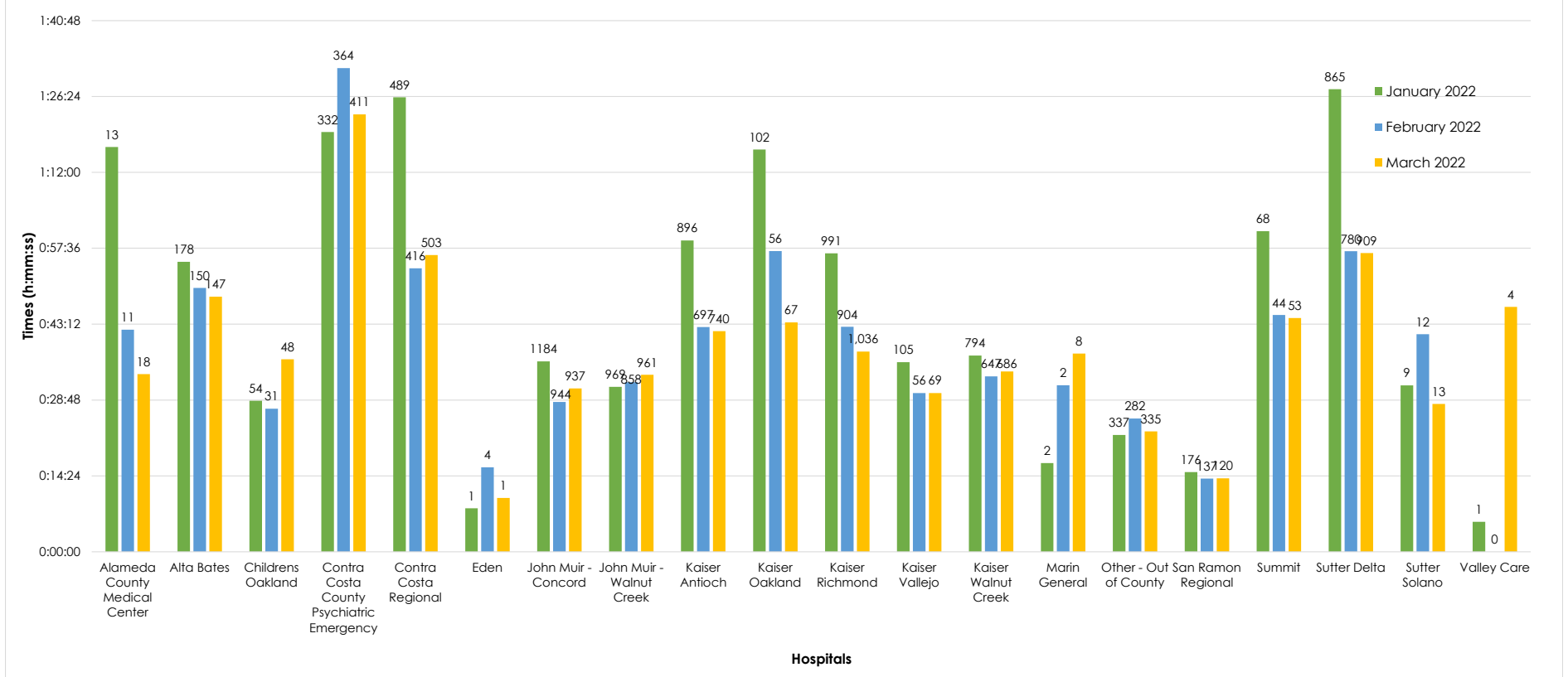


Contra Costa County EMS Agency

Hospital Name	January 2022		February 2022		March 2022	
	Offloads	90th Percentile APOT Time	Offloads	90th Percentile APOT Time	Offloads	90th Percentile APOT Time
Alameda County Medical Center	13	1:16:49	11	0:42:09	18	0:33:43
Alta Bates	178	0:55:00	150	0:50:03	147	0:48:24
Childrens Oakland	54	0:28:40	31	0:27:10	48	0:36:33
Contra Costa County Psychiatric Emergency	332	1:19:39	364	1:31:47	411	1:23:00
Contra Costa Regional	489	1:26:14	416	0:53:47	503	0:56:17
Eden	1	0:08:15	4	0:16:02	1	0:10:13
John Muir - Concord	1184	0:36:08	944	0:28:26	937	0:31:00
John Muir - Walnut Creek	969	0:31:19	858	0:32:12	961	0:33:36
Kaiser Antioch	896	0:59:04	697	0:42:40	740	0:41:53
Kaiser Oakland	102	1:16:20	56	0:57:03	67	0:43:33
Kaiser Richmond	991	0:56:37	904	0:42:42	1,036	0:38:00
Kaiser Vallejo	105	0:36:00	56	0:30:08	69	0:30:08
Kaiser Walnut Creek	794	0:37:15	647	0:33:17	686	0:34:13
Marin General	2	0:16:51	2	0:31:36	8	0:37:37
Other - Out of County	337	0:22:11	282	0:25:18	335	0:22:51
San Ramon Regional	176	0:15:08	137	0:13:54	120	0:13:57
Summit	68	1:00:49	44	0:44:55	53	0:44:21
Sutter Delta	865	1:27:47	780	0:57:01	909	0:56:40
Sutter Solano	9	0:31:35	12	0:41:18	13	0:28:04
Valley Care	1	0:05:41	0	0:00:00	4	0:46:27

Hospital Name	January 2022					February 2022					March 2022				
	2.1	2.2	2.3	2.4	2.5	2.1	2.2	2.3	2.4	2.5	2.1	2.2	2.3	2.4	2.5
Alameda County Medical Center	4	7	2	0	0	7	3	1	0	0	11	7	0	0	0
Alta Bates	47	119	12	0	0	50	91	9	0	0	46	97	3	1	0
Childrens Oakland	30	24	0	0	0	19	12	0	0	0	29	18	1	0	0
Contra Costa County Psychiatric Emergency	169	231	61	21	7	197	191	24	3	1	255	199	37	8	4
Contra Costa Regional	1	0	0	0	0	4	0	0	0	0	1	0	0	0	0
Eden	728	424	29	3	0	685	249	9	1	0	651	275	11	0	0
John Muir - Concord	630	336	3	0	0	562	290	6	0	0	602	346	13	0	0
John Muir - Walnut Creek	261	553	69	11	2	305	364	26	1	1	367	342	31	0	0
Kaiser Antioch	24	59	16	3	0	14	38	4	0	0	24	43	0	0	0
Kaiser Oakland	358	546	70	14	3	399	471	28	6	0	482	527	20	4	3
Kaiser Richmond	48	57	0	0	0	37	19	0	0	0	49	20	0	0	0
Kaiser Vallejo	358	419	14	3	0	360	287	0	0	0	386	295	5	0	0
Kaiser Walnut Creek	2	0	0	0	0	1	1	0	0	0	5	3	0	0	0
Marin General	292	41	4	0	0	238	43	0	1	0	285	48	1	0	1
Other - Out of County	74	181	65	7	5	79	189	80	15	1	100	220	75	14	2
San Ramon Regional	166	10	0	0	0	132	4	1	0	0	116	4	0	0	0
Summit	14	46	7	0	1	17	27	0	0	0	14	38	1	0	0
Sutter Delta	257	440	137	29	2	319	392	62	7	0	361	473	66	9	0
Sutter Solano	7	2	0	0	0	8	4	0	0	0	8	5	0	0	0
Valley Care	1	0	0	0	0	0	0	0	0	0	1	3	0	0	0

Contra Costa County EMS Agency - Reported Hospital 90th Percentile APOT Times and Count of Offloads



El Dorado County EMS Agency

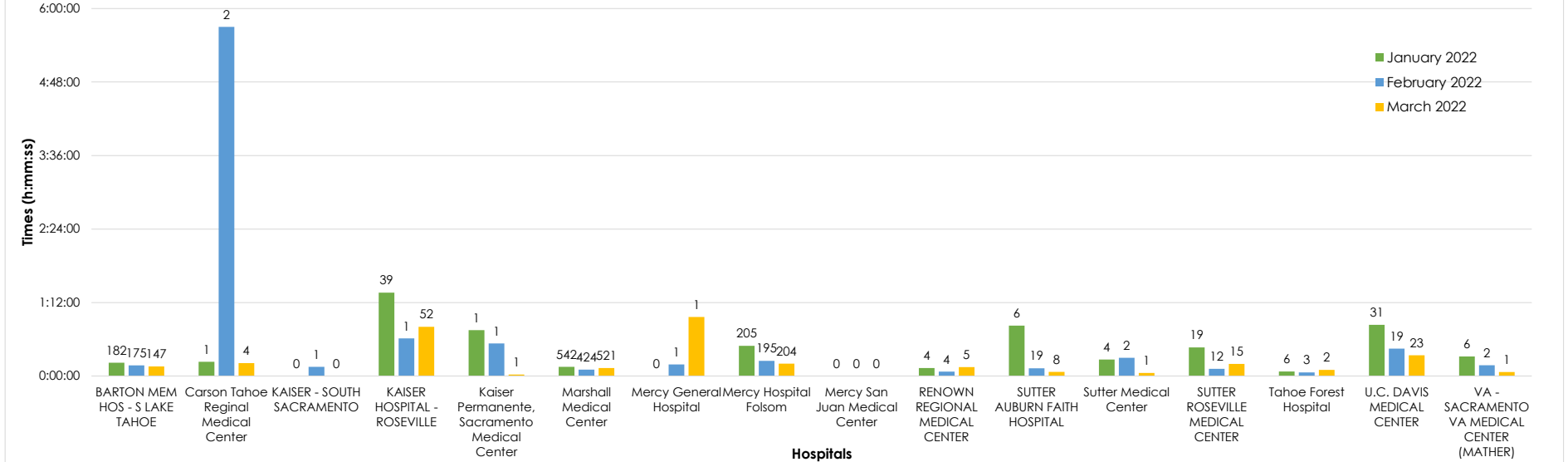
El Dorado County EMS Agency APOT -1

Hospital Name	January 2022		February 2022		March 2022	
	Offloads	90th Percentile APOT Time	Offloads	90th Percentile APOT Time	Offloads	90th Percentile APOT Time
BARTON MEM HOS - S LAKE TAHOE	182	0:13:05	175	0:10:30	147	0:09:25
Carson Tahoe Reginal Medical Center	1	0:14:00	2	5:42:00	4	0:12:38
KAISER - SOUTH SACRAMENTO	0	0:00:00	1	0:09:00	0	0:00:00
KAISER HOSPITAL - ROSEVILLE	39	1:21:45	1	0:36:57	52	0:48:18
Kaiser Permanente, Sacramento Medical Center	1	0:45:00	1	0:32:00	1	0:01:27
Marshall Medical Center	542	0:09:05	424	0:06:16	521	0:07:52
Mercy General Hospital	0	0:00:00	1	0:11:23	1	0:57:56
Mercy Hospital Folsom	205	0:29:38	195	0:14:58	204	0:12:14
Mercy San Juan Medical Center	0	0:00:00	0	0:00:00	0	0:00:00
RENOWN REGIONAL MEDICAL CENTER	4	0:07:54	4	0:04:24	5	0:08:48
SUTTER AUBURN FAITH HOSPITAL	6	0:49:28	19	0:07:40	8	0:04:02
Sutter Medical Center	4	0:16:10	2	0:17:54	1	0:03:01
SUTTER ROSEVILLE MEDICAL CENTER	19	0:28:04	12	0:07:07	15	0:11:52
Tahoe Forest Hospital	6	0:04:29	3	0:03:32	2	0:06:06
U.C. DAVIS MEDICAL CENTER	31	0:50:14	19	0:26:50	23	0:20:21
VA - SACRAMENTO VA MEDICAL CENTER (MATHER)	6	0:19:11	2	0:10:35	1	0:04:00

El Dorado County EMS Agency APOT - 2

Hospital Name	January 2022					February 2022					March 2022				
	2.1	2.2	2.3	2.4	2.5	2.1	2.2	2.3	2.4	2.5	2.1	2.2	2.3	2.4	2.5
BARTON MEM HOS - S LAKE TAHOE	170	10	1	1	0	169	5	1	0	0	143	4	0	0	0
Carson Tahoe Reginal Medical Center	1	0	0	0	0	2	0	0	0	0	4	0	0	0	0
KAISER - SOUTH SACRAMENTO	0	0	0	0	0	1	0	0	0	0	0	0	0	0	0
KAISER HOSPITAL - ROSEVILLE	26	4	6	2	1	25	15	0	0	2	33	17	2	0	0
Kaiser Permanente, Sacramento Medical Center	1	0	0	0	0	0	1	0	0	0	1	0	0	0	0
Marshall Medical Center	537	5	0	0	0	423	1	0	0	0	518	3	0	0	0
Mercy General Hospital	0	0	0	0	0	1	0	0	0	0	1	0	0	0	0
Mercy Hospital Folsom	175	22	7	1	0	188	7	0	0	0	195	9	0	0	0
Mercy San Juan Medical Center	0	0	0	0	0	0	0	0	0	0	0	0	0	0	0
RENOWN REGIONAL MEDICAL CENTER	4	0	0	0	0	4	0	0	0	0	5	0	0	0	0
SUTTER AUBURN FAITH HOSPITAL	5	1	0	0	0	19	0	0	0	0	8	0	0	0	0
Sutter Medical Center	4	0	0	0	0	2	0	0	0	0	1	0	0	0	0
SUTTER ROSEVILLE MEDICAL CENTER	13	5	1	0	0	11	1	0	0	0	15	0	0	0	0
Tahoe Forest Hospital	6	0	0	0	0	3	0	0	0	0	2	0	0	0	0
U.C. DAVIS MEDICAL CENTER	24	6	1	0	0	16	3	0	0	0	20	2	1	0	0
VA - SACRAMENTO VA MEDICAL CENTER (MATHER)	5	1	0	0	0	2	0	0	0	0	1	0	0	0	0

El Dorado County EMS Agency - Reported Hospital 90th Percentile APOT Times and Count of Offloads



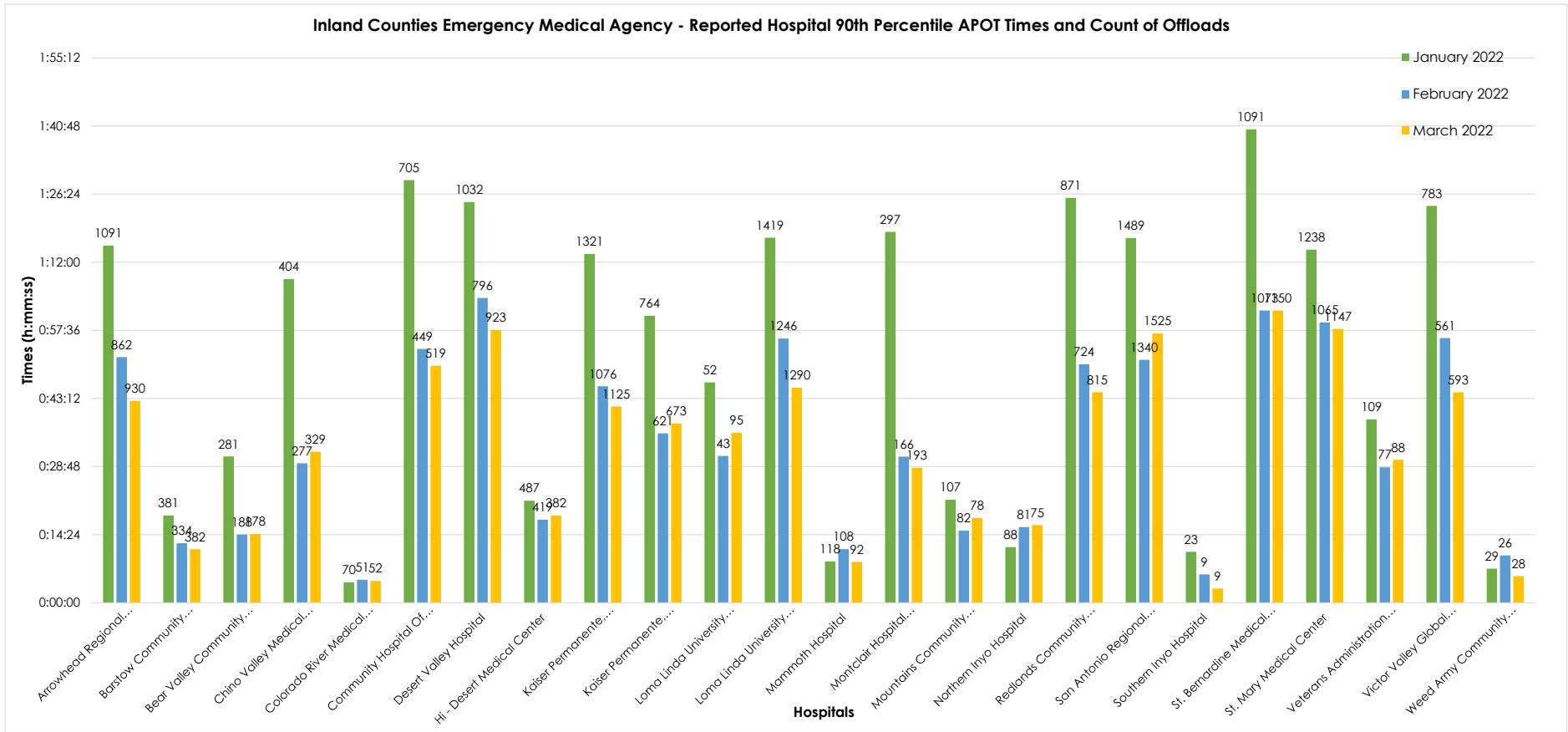
Inland Counties Emergency Medical Agency

Inland Counties Emergency Medical Agency APOT - 1

Hospital Name	January 2022		February 2022		March 2022	
	Offloads	90th Percentile APOT Time	Offloads	90th Percentile APOT Time	Offloads	90th Percentile APOT Time
Arrowhead Regional Medical Center	1091	1:15:30	862	0:51:56	930	0:42:41
Barstow Community Hospital	381	0:18:28	334	0:12:34	382	0:11:18
Bear Valley Community Healthcare District	281	0:30:55	188	0:14:25	178	0:14:32
Chino Valley Medical Center	404	1:08:26	277	0:29:29	329	0:31:56
Colorado River Medical Center	70	0:04:19	51	0:04:51	52	0:04:36
Community Hospital Of San Bernardino	705	1:29:21	449	0:53:39	519	0:50:07
Desert Valley Hospital	1032	1:24:43	796	1:04:28	923	0:57:40
Hi - Desert Medical Center	487	0:21:34	419	0:17:34	382	0:18:26
Kaiser Permanente, Fontana	1321	1:13:44	1076	0:45:46	1125	0:41:29
Kaiser Permanente, Ontario	764	1:00:40	621	0:35:49	673	0:37:55
Loma Linda University Children's Hospital	52	0:46:35	43	0:31:03	95	0:35:55
Loma Linda University Medical Center	1419	1:17:09	1246	0:55:52	1290	0:45:30
Mammoth Hospital	118	0:08:45	108	0:11:20	92	0:08:37
Montclair Hospital Medical Center	297	1:18:25	166	0:30:54	193	0:28:33
Mountains Community Hospital	107	0:21:47	82	0:15:14	78	0:17:54
Northern Inyo Hospital	88	0:11:46	81	0:16:00	75	0:16:26
Redlands Community Hospital	871	1:25:36	724	0:50:26	815	0:44:32
San Antonio Regional Hospital	1489	1:17:06	1340	0:51:22	1525	0:56:56
Southern Inyo Hospital	23	0:10:46	9	0:06:00	9	0:03:00
St. Bernardine Medical Center	1091	1:40:05	1073	1:01:48	1150	1:01:49
St. Mary Medical Center	1238	1:14:38	1065	0:59:16	1147	0:57:54
Veterans Administration Loma Linda Healthcar	109	0:38:47	77	0:28:38	88	0:30:13
Victor Valley Global Medical Center	783	1:23:54	561	0:55:59	593	0:44:30
Weed Army Community Hospital (Wach) - Ft Ir	29	0:07:12	26	0:10:00	28	0:05:38

Inland Counties Emergency Medical Agency APOT - 2

Hospital Name	January 2022					February 2022					March 2022				
	2.1	2.2	2.3	2.4	2.5	2.1	2.2	2.3	2.4	2.5	2.1	2.2	2.3	2.4	2.5
Arrowhead Regional Medical Center	620	315	111	29	16	517	283	53	7	2	646	241	42	0	1
Barstow Community Hospital	348	31	2	0	0	325	9	0	0	0	376	6	0	0	0
Bear Valley Community Healthcare District	231	46	4	0	0	178	9	1	0	0	173	5	0	0	0
Chino Valley Medical Center	200	153	39	11	1	202	73	2	0	0	236	88	5	0	0
Colorado River Medical Center	70	0	0	0	0	50	1	0	0	0	51	1	0	0	0
Community Hospital Of San Bernardino	184	375	113	23	10	179	240	30	0	0	218	273	28	0	0
Desert Valley Hospital	222	553	224	27	6	234	463	93	5	1	305	541	73	4	0
Hi - Desert Medical Center	425	56	6	0	0	389	28	2	0	0	355	25	2	0	0
Kaiser Permanente, Fontana	538	593	143	35	12	585	448	41	2	0	681	399	43	2	0
Kaiser Permanente, Ontario	293	389	68	9	5	370	235	15	1	0	392	265	16	0	0
Loma Linda University Children's Hospital	35	16	1	0	0	32	10	1	0	0	69	23	3	0	0
Loma Linda University Medical Center	463	710	216	29	1	477	668	91	9	1	596	642	48	4	0
Mammoth Hospital	117	1	0	0	0	104	4	0	0	0	92	0	0	0	0
Montclair Hospital Medical Center	146	103	39	6	3	126	37	3	0	0	146	45	2	0	0
Mountains Community Hospital	94	11	2	0	0	82	0	0	0	0	74	4	0	0	0
Northern Inyo Hospital	84	4	0	0	0	76	5	0	0	0	71	4	0	0	0
Redlands Community Hospital	267	417	157	22	8	333	359	31	1	0	390	401	24	0	0
San Antonio Regional Hospital	421	820	202	34	12	518	745	72	4	1	622	772	120	4	7
Southern Inyo Hospital	22	1	0	0	0	9	0	0	0	0	9	0	0	0	0
St. Bernardine Medical Center	277	521	232	45	16	341	616	108	8	0	378	647	113	10	2
St. Mary Medical Center	216	801	195	24	2	254	707	100	4	0	296	747	102	2	0
Veterans Administration Loma Linda Healthcar	56	50	2	1	0	58	19	0	0	0	65	23	0	0	0
Victor Valley Global Medical Center	173	396	195	16	3	191	325	42	3	0	298	276	19	0	0
Weed Army Community Hospital (Wach) - Ft Ir	29	0	0	0	0	26	0	0	0	0	28	0	0	0	0



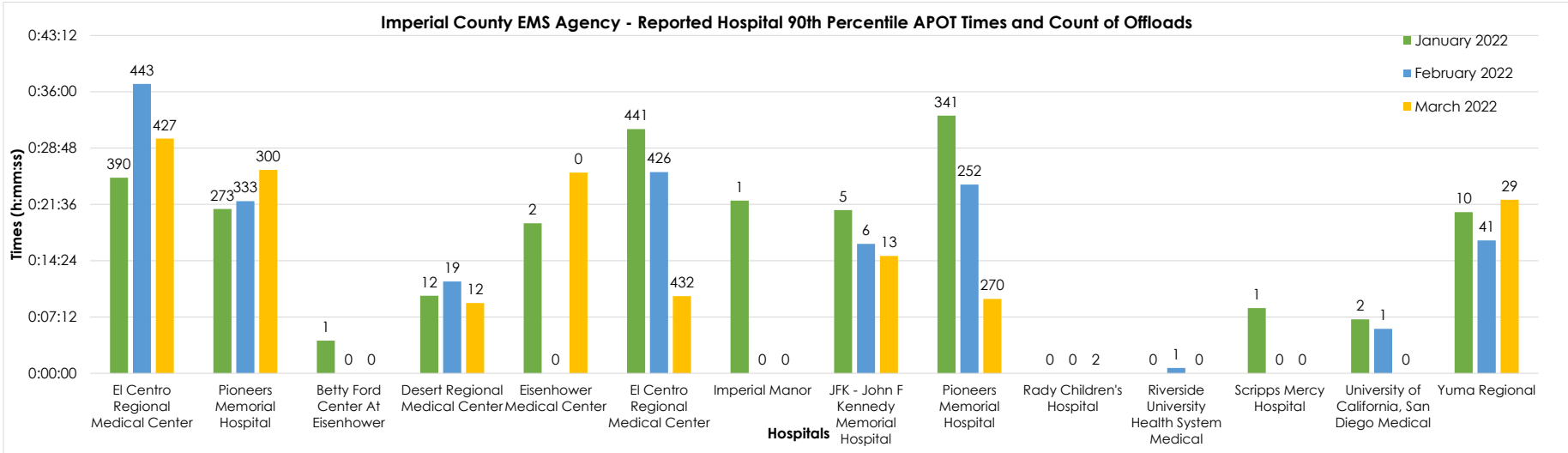
Imperial County EMS Agency

Imperial County EMS Agency APOT - 1

Hospital Name	January 2022		February 2022		March 2022	
	Offloads	90th Percentile APOT Time	Offloads	90th Percentile APOT Time	Offloads	90th Percentile APOT Time
El Centro Regional Medical Center	390	0:25:00	443	0:37:00	427	0:30:00
Pioneers Memorial Hospital	273	0:21:00	333	0:22:00	300	0:26:00
Betty Ford Center At Eisenhower	1	0:04:11	0	0:00:00	0	0:00:00
Desert Regional Medical Center	12	0:09:55	19	0:11:45	12	0:09:00
Eisenhower Medical Center	2	0:19:12	0	0:00:00	0	0:25:39
El Centro Regional Medical Center	441	0:31:13	426	0:25:44	432	0:09:52
Imperial Manor	1	0:22:04	0	0:00:00	0	0:00:00
JFK - John F Kennedy Memorial Hospital	5	0:20:52	6	0:16:34	13	0:15:01
Pioneers Memorial Hospital	341	0:32:56	252	0:24:08	270	0:09:31
Rady Children's Hospital	0	0:00:00	0	0:00:00	2	0:00:00
Riverside University Health System Medical	0	0:00:00	1	0:00:41	0	0:00:00
Scripps Mercy Hospital	1	0:08:21	0	0:00:00	0	0:00:00
University of California, San Diego Medical	2	0:06:54	1	0:05:42	0	0:00:00
Yuma Regional	10	0:20:36	41	0:17:00	29	0:22:11

Imperial County EMS Agency APOT - 2

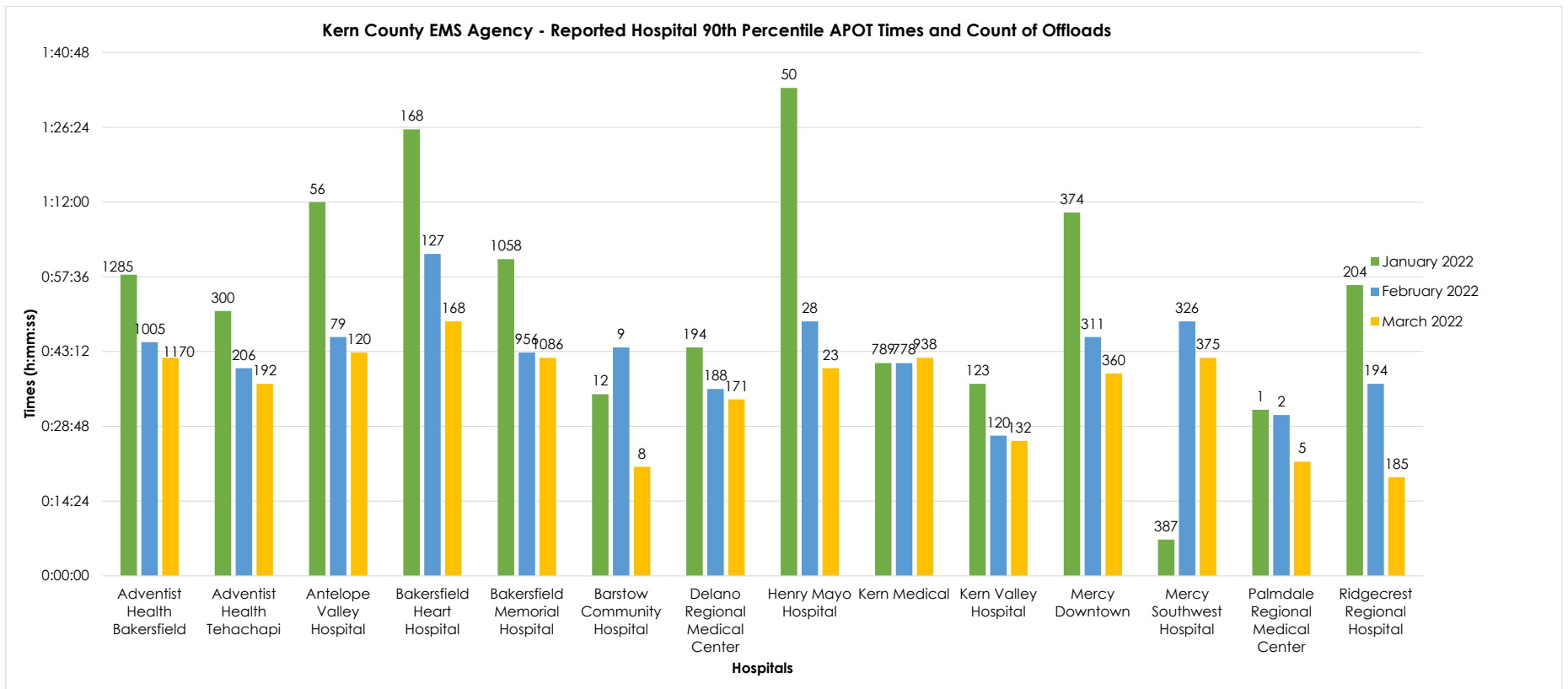
Hospital Name	January 2022					February 2022					March 2022				
	2.1	2.2	2.3	2.4	2.5	2.1	2.2	2.3	2.4	2.5	2.1	2.2	2.3	2.4	2.5
Betty Ford Center At Eisenhower	1	0	0	0	0	0	0	0	0	0	0	0	0	0	0
Desert Regional Medical Center	12	0	0	0	0	19	0	0	0	0	12	0	0	0	0
Eisenhower Medical Center	1	1	0	0	0	0	0	0	0	0	0	0	0	0	0
El Centro Regional Medical Center	356	63	22	0	0	354	64	8	0	0	355	73	4	0	0
Imperial Manor	0	1	0	0	0	0	0	0	0	0	0	0	0	0	0
JFK - John F Kennedy Memorial Hospital	4	1	0	0	0	5	1	0	0	0	12	1	0	0	0
Pioneers Memorial Hospital	257	72	12	0	0	214	34	4	0	0	260	10	0	0	0
Rady Children's Hospital	0	0	0	0	0	0	0	0	0	0	2	0	0	0	0
Riverside University Health System Medical	0	0	0	0	0	1	0	0	0	0	0	0	0	0	0
Scripps Mercy Hospital	1	0	0	0	0	0	0	0	0	0	0	0	0	0	0
University of California, San Diego Medical	2	0	0	0	0	1	0	0	0	0	0	0	0	0	0
Yuma Regional	9	1	0	0	0	38	3	0	0	0	25	4	0	0	0



Kern County EMS Agency APOT - 1

Hospital Name	January 2022		February 2022		March 2022	
	Offloads	90th Percentile APOT Time	Offloads	90th Percentile APOT Time	Offloads	90th Percentile APOT Time
Adventist Health Bakersfield	1285	0:58:00	1005	0:45:00	1170	0:42:00
Adventist Health Tehachapi	300	0:51:00	206	0:40:00	192	0:37:00
Antelope Valley Hospital	56	1:12:00	79	0:46:00	120	0:43:00
Bakersfield Heart Hospital	168	1:26:00	127	1:02:00	168	0:49:00
Bakersfield Memorial Hospital	1058	1:01:00	956	0:43:00	1086	0:42:00
Barstow Community Hospital	12	0:35:00	9	0:44:00	8	0:21:00
Delano Regional Medical Center	194	0:44:00	188	0:36:00	171	0:34:00
Henry Mayo Hospital	50	1:34:00	28	0:49:00	23	0:40:00
Kern Medical	789	0:41:00	778	0:41:00	938	0:42:00
Kern Valley Hospital	123	0:37:00	120	0:27:00	132	0:26:00
Mercy Downtown	374	1:10:00	311	0:46:00	360	0:39:00
Mercy Southwest Hospital	387	0:07:00	326	0:49:00	375	0:42:00
Palmdale Regional Medical Center	1	0:32:00	2	0:31:00	5	0:22:00
Ridgecrest Regional Hospital	204	0:56:00	194	0:37:00	185	0:19:00

Kern County EMS Agency APOT - 2	January 2022					February 2022					March 2022				
	Hospital Name	2.1	2.2	2.3	2.4	2.5	2.1	2.2	2.3	2.4	2.5	2.1	2.2	2.3	2.4
Adventist Health Bakersfield	237	933	101	11	3	278	696	30	1	0	348	799	23	0	0
Adventist Health Tehachapi	166	109	18	5	2	125	78	2	1	0	122	66	4	0	0
Antelope Valley Hospital	20	23	4	0	9	37	37	4	0	1	57	55	6	0	2
Bakersfield Heart Hospital	38	92	29	8	1	30	83	11	1	2	52	105	8	2	1
Bakersfield Memorial Hospital	386	563	89	13	7	318	625	11	0	2	416	657	13	0	0
Barstow Community Hospital	7	4	0	1	0	3	6	0	0	0	6	2	0	0	0
Delano Regional Medical Center	107	77	10	0	0	117	65	6	0	0	102	66	2	1	0
Henry Mayo Hospital	6	33	7	1	3	7	20	1	0	0	11	10	2	0	0
Kern Medical	325	454	10	0	0	299	471	8	0	0	339	584	14	1	0
Kern Valley Hospital	82	36	5	0	0	92	26	2	0	0	107	23	1	1	0
Mercy Downtown	123	198	44	8	1	113	189	9	0	0	142	214	3	1	0
Mercy Southwest Hospital	105	225	45	7	5	109	194	21	0	2	157	209	9	0	0
Palmdale Regional Medical Center	0	1	0	0	0	0	2	0	0	0	3	2	0	0	0
Ridgecrest Regional Hospital	153	34	13	2	2	155	32	5	1	1	166	17	1	0	1



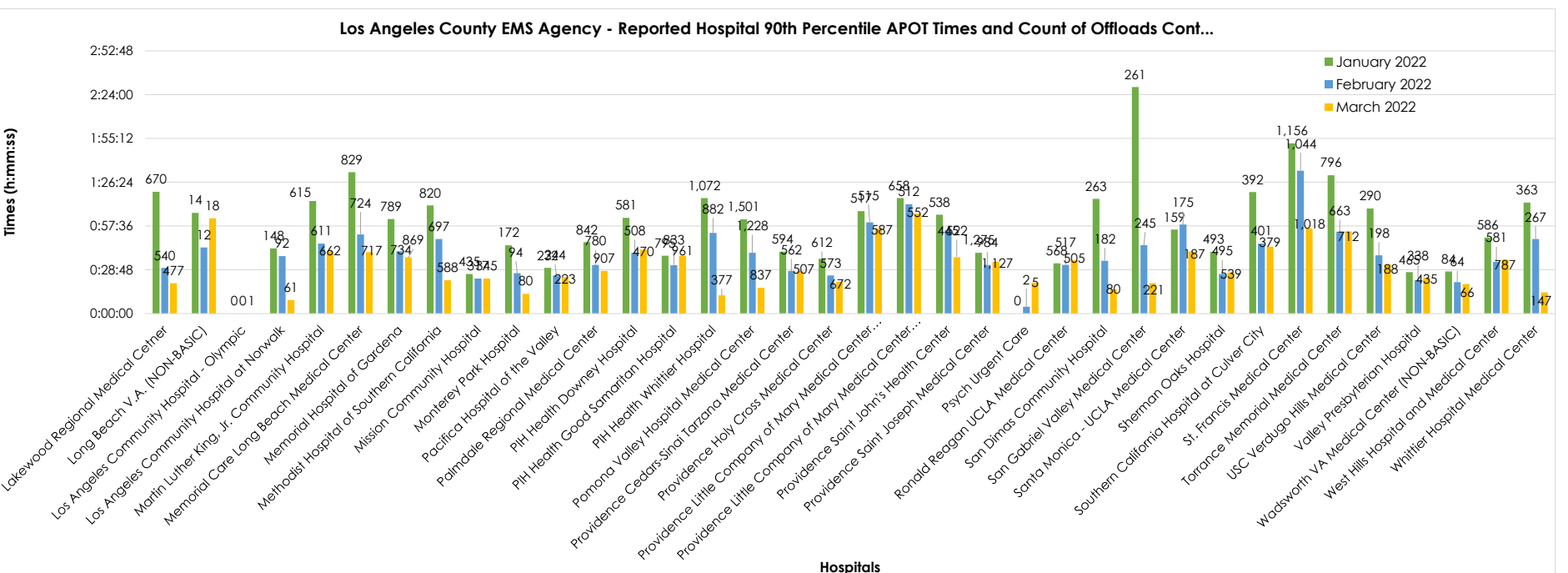
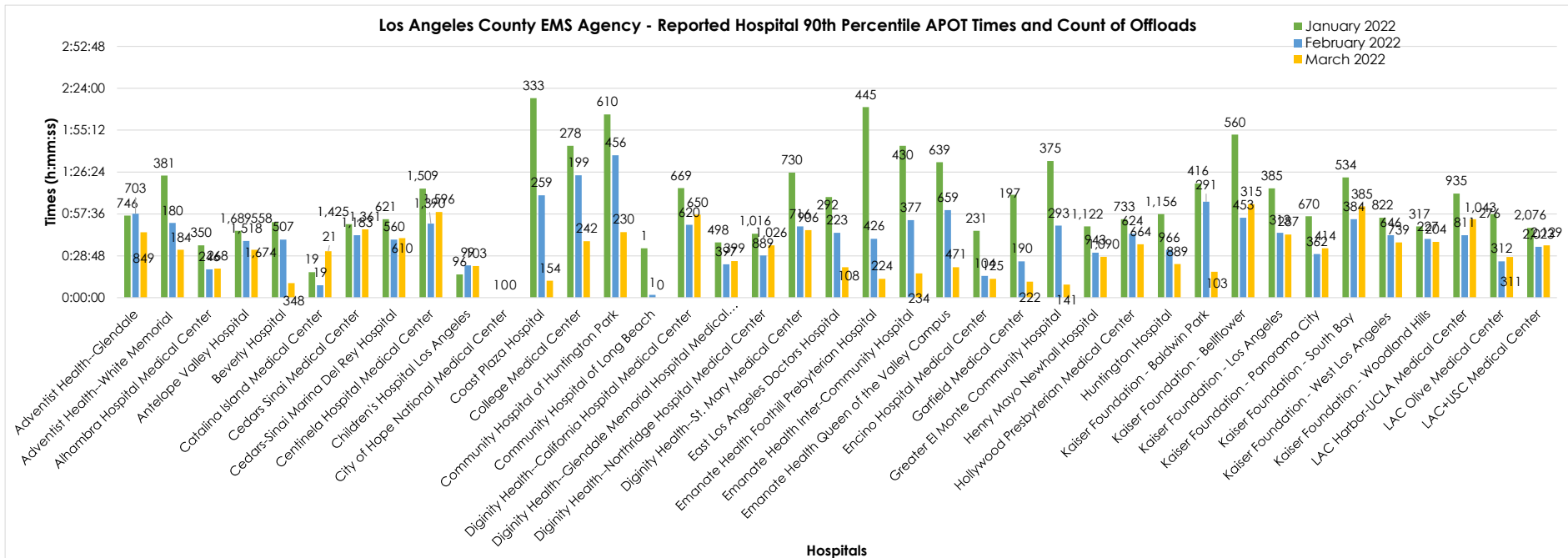
Los Angeles County EMS Agency

Los Angeles County EMS Agency APOT -1

Hospital Name	January 2022		February 2022		March 2022	
	Offloads	90th Percentile APOT Time	Offloads	90th Percentile APOT Time	Offloads	90th Percentile APOT Time
Adventist Health--Glendale	746	0:56:30	703	0:57:48	849	0:45:00
Adventist Health--White Memorial	381	1:24:00	180	0:51:24	184	0:33:00
Alhambra Hospital Medical Center	350	0:36:00	246	0:19:30	268	0:20:00
Antelope Valley Hospital	1,689	0:46:00	1,518	0:39:00	1,674	0:33:00
Beverly Hospital	558	0:52:00	507	0:40:00	348	0:10:00
Catalina Island Medical Center	19	0:17:36	19	0:08:36	21	0:32:00
Cedars Sinai Medical Center	1,425	0:50:36	1,183	0:43:00	1,361	0:47:00
Cedars-Sinai Marina Del Rey Hospital	621	0:54:00	560	0:40:00	610	0:41:00
Centinela Hospital Medical Center	1,509	1:15:00	1,390	0:51:00	1,596	0:59:00
Children's Hospital Los Angeles	96	0:16:00	99	0:22:12	103	0:21:48
City of Hope National Medical Center	1	0:00:00	0	0:00:00	0	0:00:00
Coast Plaza Hospital	333	2:17:12	259	1:10:24	154	0:11:42
College Medical Center	278	1:44:30	199	1:24:12	242	0:38:54
Community Hospital of Huntington Park	610	2:06:00	456	1:38:00	230	0:45:06
Community Hospital of Long Beach	1	0:34:00	1	0:02:00	0	0:00:00
Dignity Health--California Hospital Medical Center	669	1:15:24	620	0:50:06	650	0:57:06
Dignity Health--Glendale Memorial Hospital Medical Center	498	0:38:00	397	0:23:00	399	0:25:12
Dignity Health--Northridge Hospital Medical Center	1,016	0:44:00	889	0:29:00	1,026	0:36:00
Dignity Health--St. Mary Medical Center	730	1:26:00	716	0:49:00	906	0:46:30
East Los Angeles Doctors Hospital	292	1:09:12	223	0:44:36	108	0:21:00
Emanate Health Foothill Presbyterian Hospital	445	2:11:00	426	0:40:30	224	0:13:00
Emanate Health Inter-Community Hospital	430	1:44:30	377	0:53:24	234	0:16:42
Emanate Health Queen of the Valley Campus	639	1:33:12	659	1:00:12	471	0:21:00
Encino Hospital Medical Center	231	0:46:00	104	0:15:00	125	0:13:00
Garfield Medical Center	197	1:10:48	190	0:25:00	222	0:11:00
Greater El Monte Community Hospital	375	1:34:00	293	0:49:36	141	0:09:00
Henry Mayo Newhall Hospital	1,122	0:49:00	943	0:31:00	1,090	0:28:06
Hollywood Presbyterian Medical Center	733	0:54:00	624	0:44:00	664	0:36:42
Huntington Hospital	1,156	0:57:30	966	0:33:00	889	0:23:12
Kaiser Foundation - Baldwin Park	416	1:18:30	291	1:06:00	103	0:17:48
Kaiser Foundation - Bellflower	560	1:52:06	453	0:55:00	315	1:04:24
Kaiser Foundation - Los Angeles	385	1:15:12	313	0:44:36	287	0:43:24
Kaiser Foundation - Panorama City	670	0:56:00	362	0:30:00	414	0:34:00
Kaiser Foundation - South Bay	534	1:22:42	384	0:54:00	385	1:02:48
Kaiser Foundation - West Los Angeles	822	0:55:00	646	0:43:00	739	0:38:00
Kaiser Foundation - Woodland Hills	317	0:49:00	227	0:40:24	204	0:38:24
LAC Harbor-UCLA Medical Center	935	1:11:36	811	0:43:00	1,043	0:54:00
LAC Olive Medical Center	276	0:57:30	312	0:25:00	311	0:28:00
LAC+USC Medical Center	2,076	0:48:00	2,023	0:35:00	2,129	0:36:00
Lakewood Regional Medical Center	670	1:20:06	540	0:30:00	477	0:20:00
Long Beach V.A. (NON-BASIC)	14	1:06:12	12	0:43:30	18	1:02:36
Los Angeles Community Hospital - Olympic	0	0:00:00	0	0:00:00	1	0:00:00
Los Angeles Community Hospital at Norwalk	148	0:42:54	92	0:37:48	61	0:09:00
Martin Luther King, Jr. Community Hospital	615	1:14:00	611	0:46:00	662	0:40:54
Memorial Care Long Beach Medical Center	829	1:33:00	724	0:52:00	717	0:40:24
Memorial Hospital of Gardena	789	1:02:12	734	0:41:00	869	0:37:00
Methodist Hospital of Southern California	820	1:11:06	697	0:49:00	588	0:22:00
Mission Community Hospital	435	0:26:00	317	0:23:00	345	0:23:00
Monterey Park Hospital	172	0:44:54	94	0:26:30	80	0:13:00
Pacifica Hospital of the Valley	232	0:30:00	244	0:25:00	223	0:24:00
Palmdale Regional Medical Center	842	0:47:00	780	0:32:00	907	0:28:00
PIH Health Downey Hospital	581	1:03:00	508	0:40:00	470	0:42:00
PIH Health Good Samaritan Hospital	795	0:38:00	833	0:31:48	961	0:38:00

Los Angeles County EMS Agency APOT - 2 Cont...

Hospital Name	January 2022					February 2022					March 2022				
	2.1	2.2	2.3	2.4	2.5	2.1	2.2	2.3	2.4	2.5	2.1	2.2	2.3	2.4	2.5
Kaiser Foundation - West Los Angeles	360	393	59	8	2	334	288	23	1	0	406	314	17	2	0
Kaiser Foundation - Woodland Hills	192	104	14	5	2	154	57	13	3	0	134	59	11	0	0
LAC Harbor-UCLA Medical Center	498	308	79	29	21	515	247	38	5	6	628	331	64	12	8
LAC Olive Medical Center	169	82	19	5	1	253	58	1	0	0	240	69	1	1	0
LAC+USC Medical Center	1196	759	92	15	14	1330	658	35	0	0	1324	763	40	2	0
Lakewood Regional Medical Center	416	168	47	20	19	398	121	19	2	0	413	62	2	0	0
Long Beach V.A. (NON-BASIC)	2	9	2	1	0	4	7	1	0	0	5	10	3	0	0
Los Angeles Community Hospital - Olympic	0	0	0	0	0	0	0	0	0	0	0	1	0	0	0
Los Angeles Community Hospital at Norwalk	113	26	6	1	2	71	18	2	1	0	61	0	0	0	0
Martin Luther King, Jr. Community Hospital	281	242	74	17	1	325	238	47	1	0	359	266	35	2	0
Memorial Care Long Beach Medical Center	557	155	50	23	44	519	146	29	18	12	526	150	23	14	4
Memorial Hospital of Gardena	336	350	76	15	12	397	298	33	4	2	484	353	30	2	0
Methodist Hospital of Southern California	500	217	74	17	12	476	175	40	6	0	500	86	2	0	0
Mission Community Hospital	312	121	2	0	0	255	62	0	0	0	277	68	0	0	0
Monterey Park Hospital	126	36	8	2	0	83	5	5	1	0	79	1	0	0	0
Pacifica Hospital of the Valley	185	42	5	0	0	197	47	0	0	0	185	37	1	0	0
Palmdale Regional Medical Center	282	449	77	16	18	386	361	26	4	3	553	348	6	0	0
PIH Health Downey Hospital	392	125	40	16	8	371	110	19	5	3	355	88	23	4	0
PIH Health Good Samaritan Hospital	466	308	19	2	0	549	274	10	0	0	535	404	22	0	0
PIH Health Whittier Hospital	548	365	124	22	13	498	323	51	7	3	362	14	1	0	0
Pomona Valley Hospital Medical Center	913	428	117	30	13	866	324	35	2	1	766	68	3	0	0
Providence Cedars-Sinai Tarzana Medical Center	337	238	19	0	0	417	142	3	0	0	380	124	2	1	0
Providence Holy Cross Medical Center	467	126	18	1	0	478	90	5	0	0	596	69	6	1	0
Providence Little Company of Mary Medical Center - San Pedro	277	178	46	9	7	268	196	41	7	3	296	244	39	6	2
Providence Little Company of Mary Medical Center - Torrance	288	241	84	23	22	269	176	49	12	6	237	247	53	11	4
Providence Saint John's Health Center	268	209	53	5	3	257	144	33	9	2	352	150	16	4	0
Providence Saint Joseph Medical Center	834	400	38	3	0	700	277	6	1	0	780	318	29	0	0
Psych Urgent Care	0	0	0	0	0	2	0	0	0	0	4	1	0	0	0
Ronald Reagan UCLA Medical Center	412	142	13	1	0	399	106	12	0	0	380	112	12	1	0
San Dimas Community Hospital	186	44	14	8	11	139	36	6	1	0	75	4	1	0	0
San Gabriel Valley Medical Center	145	50	29	17	20	186	44	12	3	0	197	18	6	0	0
Santa Monica - UCLA Medical Center	100	42	10	5	2	120	39	10	5	1	129	46	7	4	1
Sherman Oaks Hospital	347	124	16	6	0	386	100	9	0	0	413	118	7	1	0
Southern California Hospital at Culver City	134	193	51	9	5	205	172	19	3	2	194	164	20	0	1
St. Francis Medical Center	559	283	171	66	77	512	299	152	59	22	573	319	97	21	8
Torrance Memorial Medical Center	287	321	143	29	16	322	282	50	7	2	314	333	52	12	1
USC Verdugo Hills Medical Center	182	70	33	4	1	134	53	11	0	0	142	39	6	1	0
Valley Presbyterian Hospital	371	84	7	3	0	291	43	3	1	0	373	60	2	0	0
Wadsworth VA Medical Center (NON-BASIC)	66	16	2	0	0	53	11	0	0	0	59	7	0	0	0
West Hills Hospital and Medical Center	336	208	31	9	2	368	200	11	2	0	491	284	9	3	0
Whittier Hospital Medical Center	240	66	43	10	4	194	52	17	3	1	141	5	1	0	0



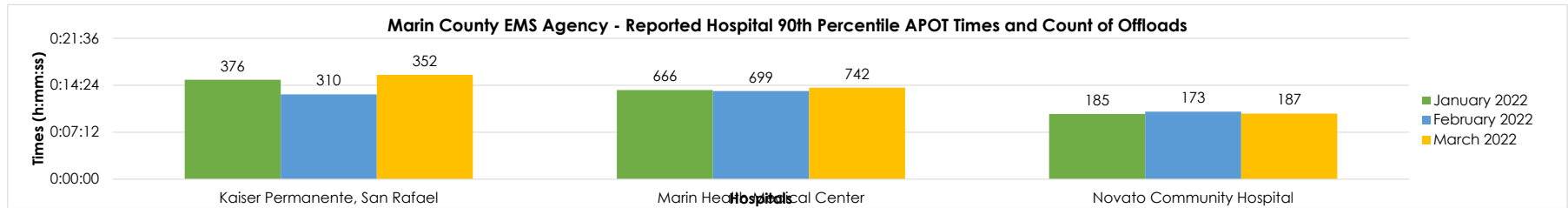
Marin County EMS Agency

Marin County EMS Agency APOT - 1

Hospital Name	January 2022		February 2022		March 2022	
	Offloads	90th Percentile APOT Time	Offloads	90th Percentile APOT Time	Offloads	90th Percentile APOT Time
Kaiser Permanente, San Rafael	376	0:15:15	310	0:13:01	352	0:16:00
Marin Health Medical Center	666	0:13:41	699	0:13:31	742	0:14:02
Novato Community Hospital	185	0:10:00	173	0:10:22	187	0:10:04

Marin County EMS Agency APOT - 2

Hospital Name	January 2022					February 2022					March 2022				
	2.1	2.2	2.3	2.4	2.5	2.1	2.2	2.3	2.4	2.5	2.1	2.2	2.3	2.4	2.5
Kaiser Permanente, San Rafael	362	13	1	0	0	302	7	1	0	0	333	19	0	0	0
Marin Health Medical Center	644	21	1	0	0	678	21	0	0	0	718	24	0	0	0
Novato Community Hospital	185	0	0	0	0	173	0	0	0	0	185	2	0	0	0



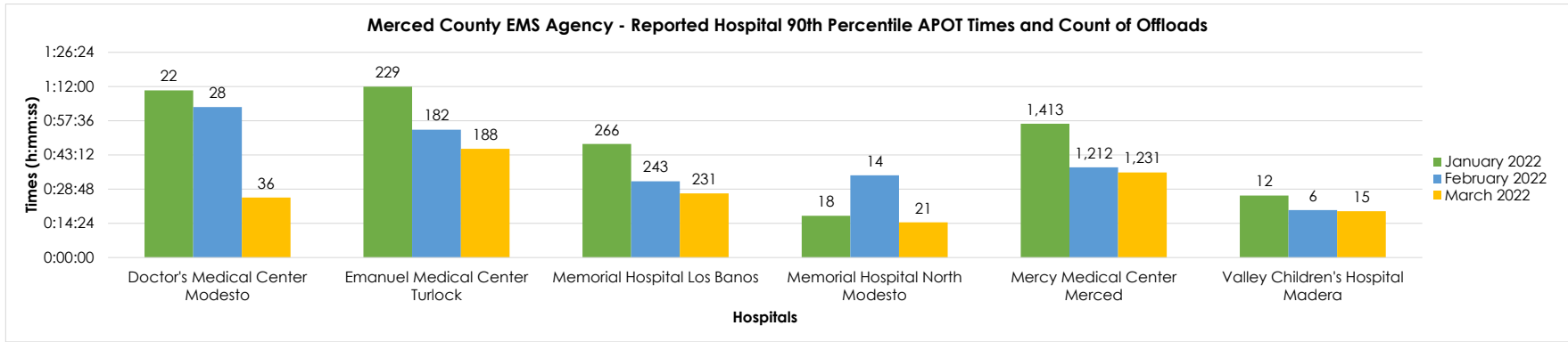
Merced County EMS Agency

Merced County EMS Agency APOT - 1

Hospital Name	January 2022		February 2022		March 2022	
	Offloads	90th Percentile APOT Time	Offloads	90th Percentile APOT Time	Offloads	90th Percentile APOT Time
Doctor's Medical Center Modesto	22	1:10:21	28	1:03:22	36	0:25:15
Emanuel Medical Center Turlock	229	1:11:57	182	0:53:50	188	0:45:47
Memorial Hospital Los Banos	266	0:47:49	243	0:32:04	231	0:27:01
Memorial Hospital North Modesto	18	0:17:33	14	0:34:38	21	0:14:47
Mercy Medical Center Merced	1,413	0:56:21	1,212	0:37:59	1,231	0:35:50
Valley Children's Hospital Madera	12	0:26:06	6	0:19:59	15	0:19:28

Merced County EMS Agency APOT - 2

Hospital Name	January 2022					February 2022					March 2022				
	2.1	2.2	2.3	2.4	2.5	2.1	2.2	2.3	2.4	2.5	2.1	2.2	2.3	2.4	2.5
Doctor's Medical Center Modesto	14	4	4	0	0	13	11	3	1	0	30	5	0	1	0
Emanuel Medical Center Turlock	89	107	23	3	7	103	63	13	3	0	96	87	5	0	0
Memorial Hospital Los Banos	150	97	16	0	3	152	82	7	0	2	172	57	0	1	1
Memorial Hospital North Modesto	16	2	0	0	0	9	4	1	0	0	19	2	0	0	0
Mercy Medical Center Merced	678	603	99	13	20	760	414	27	3	8	779	425	14	3	10
Valley Children's Hospital Madera	10	2	0	0	0	5	1	0	0	0	14	1	0	0	0



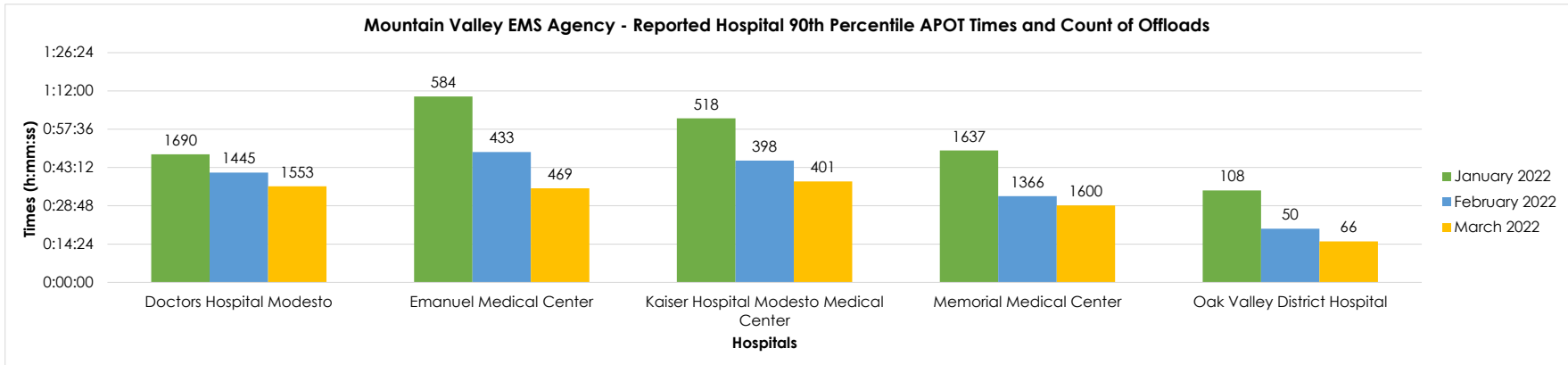
Mountain Valley EMS Agency

Mountain Valley EMS Agency APOT - 1

Hospital Name	January 2022		February 2022		March 2022	
	Offloads	90th Percentile APOT Time	Offloads	90th Percentile APOT Time	Offloads	90th Percentile APOT Time
Doctors Hospital Modesto	1690	0:48:10	1445	0:41:16	1553	0:36:08
Emanuel Medical Center	584	1:09:54	433	0:49:02	469	0:35:21
Kaiser Hospital Modesto Medical Center	518	1:01:40	398	0:45:47	401	0:37:58
Memorial Medical Center	1637	0:49:35	1366	0:32:25	1600	0:28:55
Oak Valley District Hospital	108	0:34:34	50	0:20:09	66	0:15:25

Mountain Valley EMS Agency APOT - 2

Hospital Name	January 2022					February 2022					March 2022				
	2.1	2.2	2.3	2.4	2.5	2.1	2.2	2.3	2.4	2.5	2.1	2.2	2.3	2.4	2.5
Doctors Hospital Modesto	1153	412	87	22	16	1011	375	48	7	4	1123	375	47	4	4
Emanuel Medical Center	287	220	59	11	7	253	155	18	4	3	310	153	6	0	0
Kaiser Hospital Modesto Medical Center	232	228	45	8	5	221	157	19	0	1	262	129	9	1	0
Memorial Medical Center	1018	500	92	19	8	1028	312	21	1	4	1295	284	17	0	4
Oak Valley District Hospital	85	21	0	2	0	45	4	0	0	1	63	2	1	0	0



North Coast EMS Agency

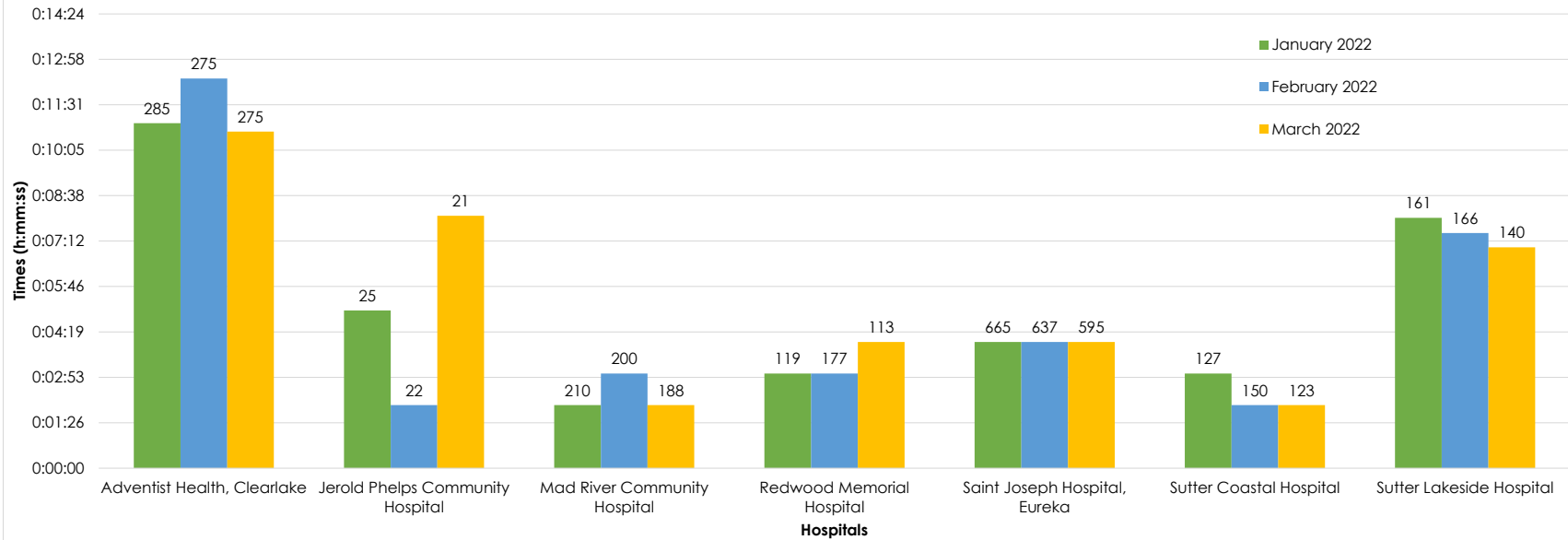
North Coast EMS Agency APOT - 1

Hospital Name	January 2022		February 2022		March 2022	
	Offloads	90th Percentile APOT Time	Offloads	90th Percentile APOT Time	Offloads	90th Percentile APOT Time
Adventist Health, Clearlake	285	0:10:56	275	0:12:21	275	0:10:40
Jerold Phelps Community Hospital	25	0:05:00	22	0:02:00	21	0:08:00
Mad River Community Hospital	210	0:02:00	200	0:03:00	188	0:02:00
Redwood Memorial Hospital	119	0:03:00	177	0:03:00	113	0:04:00
Saint Joseph Hospital, Eureka	665	0:04:00	637	0:04:00	595	0:04:00
Sutter Coastal Hospital	127	0:03:00	150	0:02:00	123	0:02:00
Sutter Lakeside Hospital	161	0:07:56	166	0:07:27	140	0:07:00

North Coast EMS Agency APOT - 2

Hospital Name	January 2022					February 2022					March 2022				
	2.1	2.2	2.3	2.4	2.5	2.1	2.2	2.3	2.4	2.5	2.1	2.2	2.3	2.4	2.5
Adventist Health, Clearlake	277	6	2	0	0	270	5	0	0	0	273	1	0	0	1
Jerold Phelps Community Hospital	25	0	0	0	0	21	0	1	0	0	21	0	0	0	0
Mad River Community Hospital	208	1	1	0	0	197	0	2	1	0	186	2	0	0	0
Redwood Memorial Hospital	119	0	0	0	0	175	0	1	1	0	113	0	0	0	0
Saint Joseph Hospital, Eureka	662	3	0	0	0	631	3	0	1	0	595	0	0	0	0
Sutter Coastal Hospital	126	1	0	0	0	149	1	0	0	0	123	0	0	0	0
Sutter Lakeside Hospital	160	1	0	0	0	164	2	0	0	0	139	1	0	0	0

North Coast EMS Agency - Reported Hospital 90th Percentile APOT Times and Count of Offloads

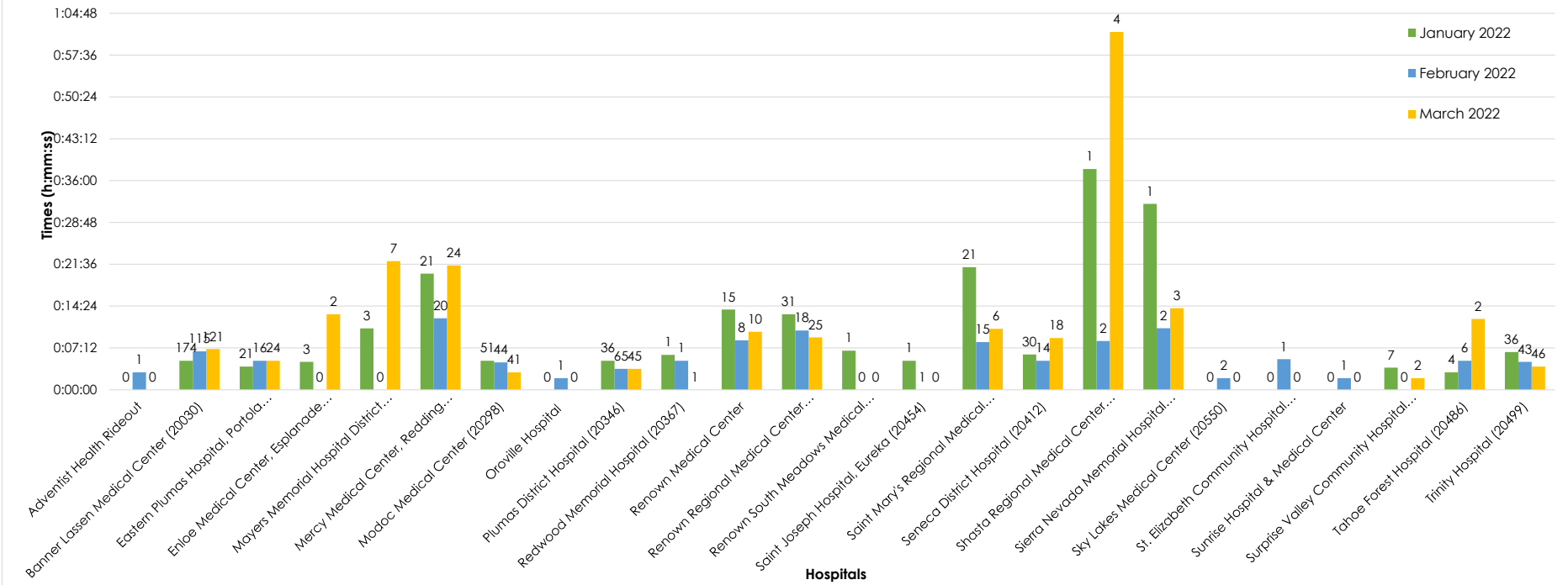


Northern California EMS Agency

Hospital Name	January 2022		February 2022		March 2022	
	Offloads	90th Percentile APOT Time	Offloads	90th Percentile APOT Time	Offloads	90th Percentile APOT Time
Adventist Health Rideout	0	0:00:00	1	0:03:00	0	0:00:00
Banner Lassen Medical Center (20030)	174	0:05:00	115	0:06:36	121	0:07:00
Eastern Plumas Hospital, Portola Campus (20111)	21	0:04:00	16	0:05:00	24	0:05:00
Enloe Medical Center, Esplanade (20122)	3	0:04:48	0	0:00:00	2	0:13:00
Mayers Memorial Hospital District (20273)	3	0:10:34	0	0:00:00	7	0:22:09
Mercy Medical Center, Redding (20284)	21	0:20:00	20	0:12:18	24	0:21:24
Modoc Medical Center (20298)	51	0:05:00	44	0:04:42	41	0:03:00
Oroville Hospital	0	0:00:00	1	0:02:00	0	0:00:00
Plumas District Hospital (20346)	36	0:05:00	65	0:03:36	45	0:03:36
Redwood Memorial Hospital (20367)	1	0:06:00	1	0:05:00	1	0:00:00
Renown Medical Center	15	0:13:48	8	0:08:30	10	0:10:00
Renown Regional Medical Center (20553)	31	0:13:00	18	0:10:12	25	0:09:01
Renown South Meadows Medical Center (Not Recorded)	1	0:06:43	0	0:00:00	0	0:00:00
Saint Joseph Hospital, Eureka (20454)	1	0:05:00	1	0:00:00	0	0:00:00
Saint Mary's Regional Medical Center (61412)	21	0:21:06	15	0:08:12	6	0:10:30
Seneca District Hospital (20412)	30	0:06:05	14	0:05:00	18	0:08:54
Shasta Regional Medical Center (20423)	1	0:38:00	2	0:08:24	4	1:01:36
Sierra Nevada Memorial Hospital (20428)	1	0:32:00	2	0:10:36	3	0:14:03
Sky Lakes Medical Center (20550)	0	0:00:00	2	0:02:00	0	0:00:00
St. Elizabeth Community Hospital (20445)	0	0:00:00	1	0:05:16	0	0:00:00
Sunrise Hospital & Medical Center	0	0:00:00	1	0:02:00	0	0:00:00
Surprise Valley Community Hospital (20468)	7	0:03:48	0	0:00:00	2	0:02:00
Tahoe Forest Hospital (20486)	4	0:03:00	6	0:05:00	2	0:12:12
Trinity Hospital (20499)	36	0:06:30	43	0:04:48	46	0:04:00

Hospital Name	January 2022					February 2022					March 2022				
	2.1	2.2	2.3	2.4	2.5	2.1	2.2	2.3	2.4	2.5	2.1	2.2	2.3	2.4	2.5
Adventist Health Rideout	0	0	0	0	0	1	0	0	0	0	0	0	0	0	0
Banner Lassen Medical Center (20030)	173	1	0	0	0	114	1	0	0	0	120	1	0	0	0
Eastern Plumas Hospital, Portola Campus (20111)	21	0	0	0	0	16	0	0	0	0	24	0	0	0	0
Enloe Medical Center, Esplanade (20122)	3	0	0	0	0	0	0	0	0	0	2	0	0	0	0
Mayers Memorial Hospital District (20273)	3	0	0	0	0	0	0	0	0	0	6	1	0	0	0
Mercy Medical Center, Redding (20284)	19	2	0	0	0	19	1	0	0	0	21	3	0	0	0
Modoc Medical Center (20298)	51	0	0	0	0	44	0	0	0	0	41	0	0	0	0
Oroville Hospital	0	0	0	0	0	1	0	0	0	0	0	0	0	0	0
Plumas District Hospital (20346)	36	0	0	0	0	63	0	2	0	0	45	0	0	0	0
Redwood Memorial Hospital (20367)	1	0	0	0	0	1	0	0	0	0	1	0	0	0	0
Renown Medical Center	15	0	0	0	0	8	0	0	0	0	10	0	0	0	0
Renown Regional Medical Center (20553)	31	0	0	0	0	17	1	0	0	0	25	0	0	0	0
Renown South Meadows Medical Center (Not Recorded)	1	0	0	0	0	0	0	0	0	0	0	0	0	0	0
Saint Joseph Hospital, Eureka (20454)	1	0	0	0	0	1	0	0	0	0	0	0	0	0	0
Saint Mary's Regional Medical Center (61412)	19	2	0	0	0	15	0	0	0	0	6	0	0	0	0
Seneca District Hospital (20412)	30	0	0	0	0	14	0	0	0	0	18	0	0	0	0
Shasta Regional Medical Center (20423)	1	0	0	0	0	2	0	0	0	0	3	1	0	0	0
Sierra Nevada Memorial Hospital (20428)	1	0	0	0	0	2	0	0	0	0	3	0	0	0	0
Sky Lakes Medical Center (20550)	0	0	0	0	0	2	0	0	0	0	0	0	0	0	0
St. Elizabeth Community Hospital (20445)	0	0	0	0	0	1	0	0	0	0	0	0	0	0	0
Sunrise Hospital & Medical Center	0	0	0	0	0	1	0	0	0	0	0	0	0	0	0
Surprise Valley Community Hospital (20468)	7	0	0	0	0	0	0	0	0	0	2	0	0	0	0
Tahoe Forest Hospital (20486)	4	0	0	0	0	6	0	0	0	0	2	0	0	0	0
Trinity Hospital (20499)	34	1	1	0	0	43	0	0	0	0	46	0	0	0	0

Northern California EMS Agency - Reported Hospital 90th Percentile APOT Times and Count of Offloads



Orange County EMS Agency

Orange County EMS Agency APOT - 1

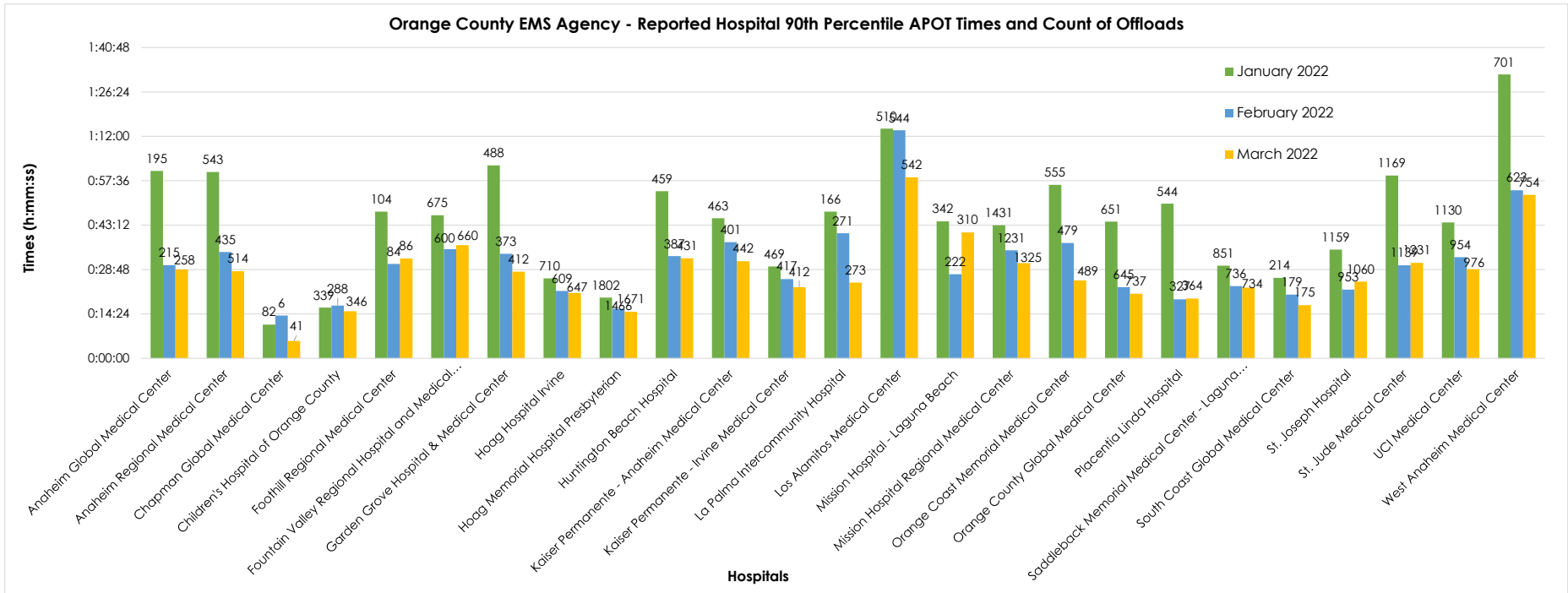
Hospital Name	January 2022		February 2022		March 2022	
	Offloads	90th Percentile APOT Time	Offloads	90th Percentile APOT Time	Offloads	90th Percentile APOT Time
Anaheim Global Medical Center	195	1:00:47	215	0:30:14	258	0:28:50
Anaheim Regional Medical Center	543	1:00:25	435	0:34:26	514	0:28:16
Chapman Global Medical Center	82	0:10:58	6	0:13:53	41	0:05:38
Children's Hospital of Orange County	339	0:16:28	288	0:17:07	346	0:15:19
Foothill Regional Medical Center	104	0:47:33	84	0:30:38	86	0:32:21
Fountain Valley Regional Hospital and Medical Center	675	0:46:23	600	0:35:22	660	0:36:42
Garden Grove Hospital & Medical Center	488	1:02:33	373	0:33:52	412	0:28:09
Hoag Hospital Irvine	710	0:25:56	609	0:21:53	647	0:21:16
Hoag Memorial Hospital Presbyterian	1802	0:19:43	1466	0:16:04	1671	0:15:06
Huntington Beach Hospital	459	0:54:12	387	0:33:08	431	0:32:26
Kaiser Permanente - Anaheim Medical Center	463	0:45:25	401	0:37:41	442	0:31:30
Kaiser Permanente - Irvine Medical Center	469	0:29:48	417	0:25:44	412	0:23:06
La Palma Intercommunity Hospital	166	0:47:34	271	0:40:33	273	0:24:34
Los Alamitos Medical Center	510	1:14:29	544	1:13:57	542	0:58:43
Mission Hospital - Laguna Beach	342	0:44:23	222	0:27:19	310	0:40:50
Mission Hospital Regional Medical Center	1431	0:43:08	1231	0:35:01	1325	0:30:54
Orange Coast Memorial Medical Center	555	0:56:15	479	0:37:23	489	0:25:17
Orange County Global Medical Center	651	0:44:18	645	0:23:06	737	0:20:58

Orange County EMS Agency APOT -1 Continued...

Hospital Name	January 2022		February 2022		March 2022	
	Offloads	90th Percentile APOT Time	Offloads	90th Percentile APOT Time	Offloads	90th Percentile APOT Time
Placentia Linda Hospital	544	0:50:09	327	0:19:09	364	0:19:25
Saddleback Memorial Medical Center - Laguna Hills	851	0:30:05	736	0:23:28	734	0:22:58
South Coast Global Medical Center	214	0:26:08	179	0:20:41	175	0:17:15
St. Joseph Hospital	1159	0:35:13	953	0:22:20	1060	0:24:52
St. Jude Medical Center	1169	0:59:16	1139	0:30:13	1231	0:31:00
UCI Medical Center	1130	0:44:04	954	0:32:48	976	0:28:55
West Anaheim Medical Center	701	1:32:04	623	0:54:31	754	0:52:59

Orange County EMS Agency APOT - 2

Hospital Name	January 2022					February 2022					March 2022				
	2.1	2.2	2.3	2.4	2.5	2.1	2.2	2.3	2.4	2.5	2.1	2.2	2.3	2.4	2.5
Anaheim Global Medical Center	122	51	5	11	3	165	40	4	1	1	209	40	3	0	0
Anaheim Regional Medical Center	366	116	20	29	4	334	82	2	7	0	412	87	4	3	0
Chapman Global Medical Center	71	3	0	1	0	5	1	0	0	0	39	1	0	0	0
Children's Hospital of Orange County	310	23	1	0	0	269	14	1	1	0	333	8	0	1	0
Foothill Regional Medical Center	65	33	3	1	0	71	10	0	2	0	66	17	1	1	0
Fountain Valley Regional Hospital and Medical Center	437	199	16	18	2	457	119	8	8	0	478	154	14	3	0
Garden Grove Hospital & Medical Center	299	137	29	18	3	280	80	4	5	0	329	76	2	4	0
Hoag Hospital Irvine	595	103	2	6	0	540	62	2	0	0	577	66	1	1	0
Hoag Memorial Hospital Presbyterian	1630	152	3	0	0	1384	61	3	0	0	1603	42	0	0	0
Huntington Beach Hospital	301	119	17	16	4	307	60	3	13	0	336	79	4	3	0
Kaiser Permanente - Anaheim Medical Center	287	154	14	5	0	288	86	6	2	0	326	95	1	7	0
Kaiser Permanente - Irvine Medical Center	372	90	4	1	0	339	69	2	0	0	357	51	1	0	0
La Palma Intercommunity Hospital	124	24	5	5	5	142	32	4	2	1	153	15	1	4	0
Los Alamitos Medical Center	263	178	20	43	3	276	147	25	33	7	300	136	23	23	2
Mission Hospital - Laguna Beach	241	84	9	6	0	183	35	1	0	0	210	79	9	8	0
Mission Hospital Regional Medical Center	954	399	32	26	1	896	301	14	9	0	1032	257	13	5	0
Orange Coast Memorial Medical Center	393	113	24	24	0	369	76	13	10	0	408	68	4	0	0
Orange County Global Medical Center	483	120	23	17	1	553	70	9	1	0	657	68	3	1	0
Placentia Linda Hospital	392	117	21	13	0	298	25	0	0	0	330	31	1	0	0
Saddleback Memorial Medical Center - Laguna Hills	673	161	6	5	0	625	97	2	0	0	627	96	0	1	0
South Coast Global Medical Center	183	24	4	1	0	157	17	0	0	0	167	7	0	1	0
St. Joseph Hospital	854	256	16	17	1	820	100	3	4	0	882	147	5	2	0
St. Jude Medical Center	711	339	55	49	5	846	196	10	4	0	880	202	15	4	0
UCI Medical Center	822	223	27	31	8	745	149	19	11	0	774	159	7	11	1
West Anaheim Medical Center	319	244	51	73	11	385	182	30	20	0	470	219	33	19	1



Riverside County EMS Agency

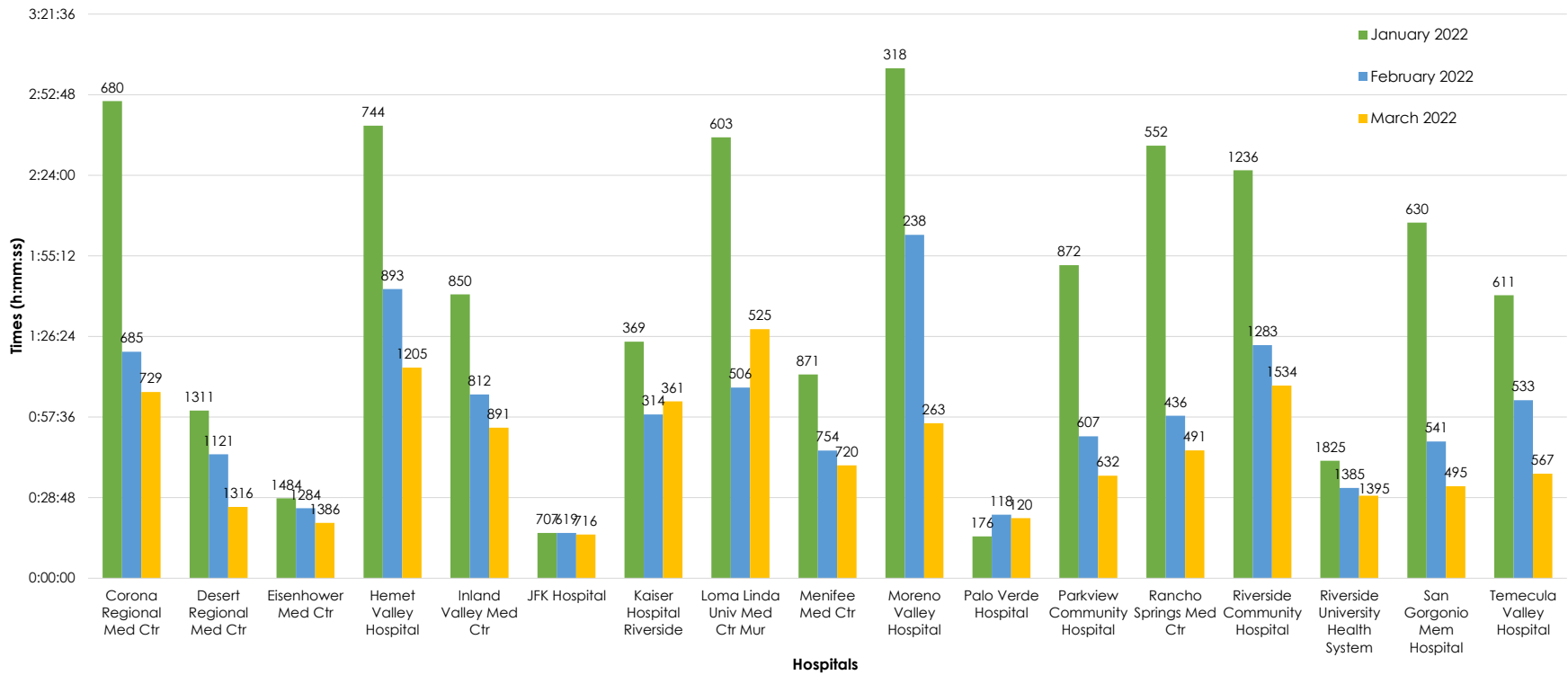
Riverside County EMS Agency APOT -1

Hospital Name	January 2022		February 2022		March 2022	
	Offloads	90th Percentile APOT Time	Offloads	90th Percentile APOT Time	Offloads	90th Percentile APOT Time
Corona Regional Med Ctr	680	2:50:30	685	1:20:57	729	1:06:34
Desert Regional Med Ctr	1311	0:59:56	1121	0:44:18	1316	0:25:27
Eisenhower Med Ctr	1484	0:28:33	1284	0:25:00	1386	0:19:47
Hemet Valley Hospital	744	2:41:44	893	1:43:21	1205	1:15:17
Inland Valley Med Ctr	850	1:41:28	812	1:05:40	891	0:53:48
JFK Hospital	707	0:16:11	619	0:16:09	716	0:15:36
Kaiser Hospital Riverside	369	1:24:33	314	0:58:31	361	1:03:12
Loma Linda Univ Med Ctr Mur	603	2:37:34	506	1:08:07	525	1:28:59
Menifee Med Ctr	871	1:12:48	754	0:45:37	720	0:40:21
Moreno Valley Hospital	318	3:02:16	238	2:02:43	263	0:55:24
Palo Verde Hospital	176	0:14:56	118	0:22:42	120	0:21:28
Parkview Community Hospital	872	1:51:54	607	0:50:44	632	0:36:38
Rancho Springs Med Ctr	552	2:34:36	436	0:58:04	491	0:45:39
Riverside Community Hospital	1236	2:25:48	1283	1:23:19	1534	1:08:52
Riverside University Health System	1825	0:41:59	1385	0:32:15	1395	0:29:30
San Geronio Mem Hospital	630	2:07:06	541	0:48:52	495	0:32:52
Temecula Valley Hospital	611	1:41:09	533	1:03:38	567	0:37:20

Riverside County EMS Agency APOT - 2

Hospital Name	January 2022					February 2022					March 2022				
	2.1	2.2	2.3	2.4	2.5	2.1	2.2	2.3	2.4	2.5	2.1	2.2	2.3	2.4	2.5
Corona Regional Med Ctr	173	280	110	55	62	258	317	82	19	9	326	318	67	14	4
Desert Regional Med Ctr	854	327	81	32	17	791	269	48	12	1	1109	194	13	0	0
Eisenhower Med Ctr	1207	236	35	4	2	1071	189	17	5	2	1252	128	6	0	0
Hemet Valley Hospital	158	337	136	47	66	191	505	128	52	17	328	691	145	29	12
Inland Valley Med Ctr	286	377	125	46	16	367	342	88	15	0	493	331	62	5	0
JFK Hospital	664	43	0	0	0	580	37	2	0	0	678	37	1	0	0
Kaiser Hospital Riverside	149	156	46	7	11	146	140	25	3	0	168	150	34	7	2
Loma Linda Univ Med Ctr Mur	209	203	100	49	42	208	230	50	10	8	203	218	83	17	4
Menifee Med Ctr	370	386	84	22	9	376	343	32	3	0	424	268	25	3	0
Moreno Valley Hospital	61	134	62	28	33	82	110	22	13	11	107	132	22	2	0
Palo Verde Hospital	168	8	0	0	0	103	13	2	0	0	104	16	0	0	0
Parkview Community Hospital	290	372	134	42	34	282	290	31	4	0	360	247	23	2	0
Rancho Springs Med Ctr	199	192	81	38	42	227	168	34	6	1	288	178	20	4	1
Riverside Community Hospital	301	521	250	89	75	406	662	173	29	13	499	834	157	31	13
Riverside University Health System	804	981	39	0	1	824	557	4	0	0	970	425	0	0	0
San Geronio Mem Hospital	215	246	98	47	24	279	231	25	6	0	292	191	10	2	0
Temecula Valley Hospital	206	253	107	27	18	228	241	54	9	1	339	215	13	0	0

Riverside County EMS Agency - Reported Hospital 90th Percentile APOT Times and Count of Offloads



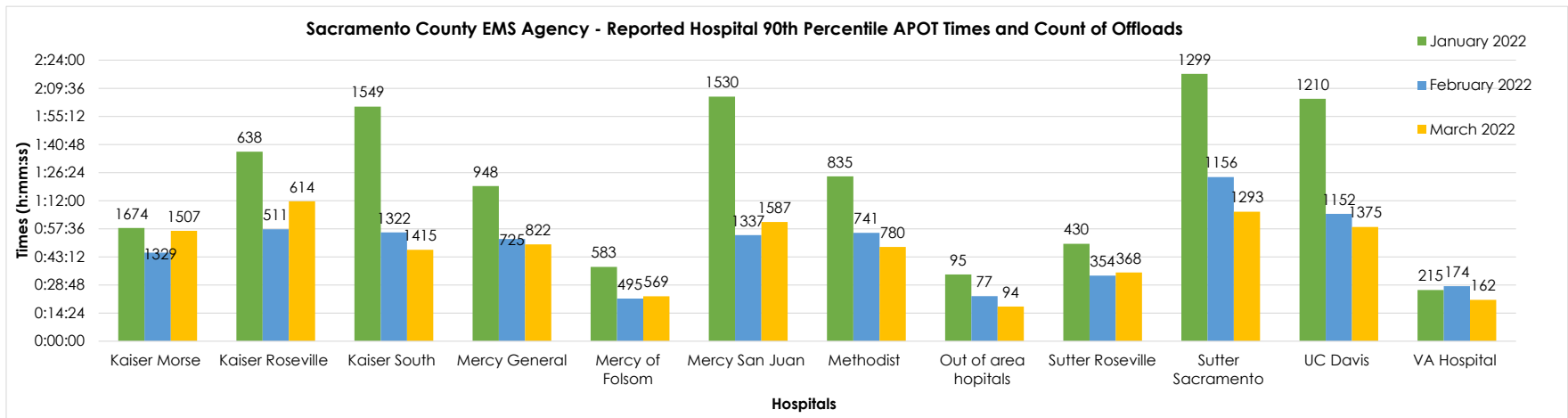
Sacramento County EMS Agency

Sacramento County EMS Agency APOT - 1

Hospital Name	January 2022		February 2022		March 2022	
	Offloads	90th Percentile APOT Time	Offloads	90th Percentile APOT Time	Offloads	90th Percentile APOT Time
Kaiser Morse	1674	0:58:01	1329	0:45:23	1507	0:56:33
Kaiser Roseville	638	1:37:07	511	0:57:23	614	1:11:41
Kaiser South	1549	2:00:15	1322	0:55:45	1415	0:46:51
Mercy General	948	1:19:31	725	0:52:26	822	0:49:39
Mercy of Folsom	583	0:38:05	495	0:21:51	569	0:23:04
Mercy San Juan	1530	2:05:22	1337	0:54:24	1587	1:01:05
Methodist	835	1:24:30	741	0:55:34	780	0:48:21
Out of area hospitals	95	0:34:14	77	0:23:09	94	0:17:48
Sutter Roseville	430	0:49:56	354	0:33:39	368	0:35:14
Sutter Sacramento	1299	2:17:00	1156	1:24:09	1293	1:06:22
UC Davis	1210	2:04:16	1152	1:05:15	1375	0:58:34
VA Hospital	215	0:26:16	174	0:28:14	162	0:21:11

Sacramento County EMS Agency APOT - 2

Hospital Name	January 2022					February 2022					March 2022				
	2.1	2.2	2.3	2.4	2.5	2.1	2.2	2.3	2.4	2.5	2.1	2.2	2.3	2.4	2.5
Kaiser Morse	741	787	130	15	1	684	589	53	3	0	282	253	66	13	0
Kaiser Roseville	270	225	105	31	7	288	179	39	3	2	686	692	117	8	4
Kaiser South	802	400	193	85	69	831	374	79	26	12	968	343	69	27	8
Mercy General	322	478	112	30	6	343	334	46	2	0	329	444	47	1	1
Mercy of Folsom	415	137	19	9	3	432	62	1	0	0	498	68	3	0	0
Mercy San Juan	697	483	186	104	60	763	463	88	16	7	753	673	133	22	6
Methodist	240	434	121	30	10	243	439	55	4	0	303	441	35	1	0
Out of area hospitals	69	26	0	0	0	65	12	0	0	0	91	3	0	0	0
Sutter Roseville	235	171	23	0	1	228	119	7	0	0	239	124	5	0	0
Sutter Sacramento	281	574	273	106	65	316	627	165	27	21	374	755	143	19	2
UC Davis	616	395	75	31	93	643	408	55	22	24	726	515	88	18	28
VA Hospital	174	41	0	0	0	142	28	3	1	0	145	17	0	0	0



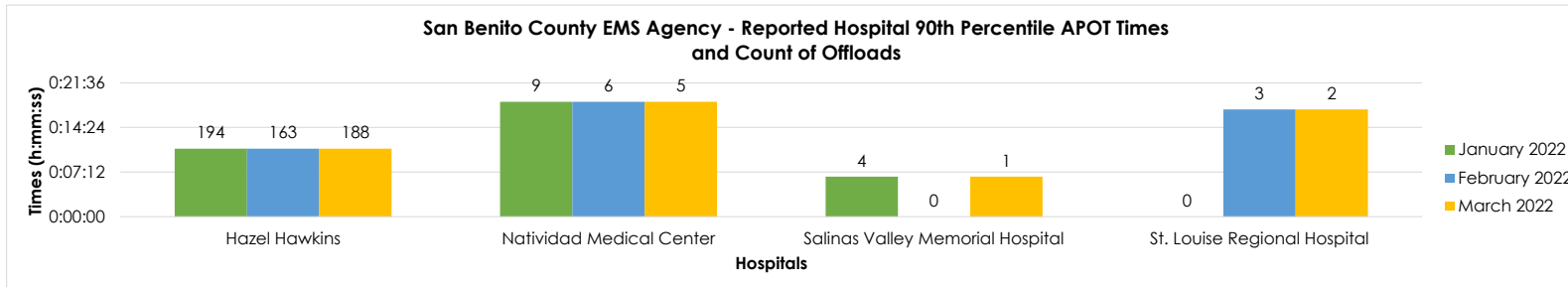
San Benito County EMS Agency

San Benito County EMS Agency APOT - 1

Hospital Name	January 2022		February 2022		March 2022	
	Offloads	90th Percentile APOT Time	Offloads	90th Percentile APOT Time	Offloads	90th Percentile APOT Time
Hazel Hawkins	194	0:10:59	163	0:10:59	188	0:10:59
Natividad Medical Center	9	0:18:33	6	0:18:33	5	0:18:33
Salinas Valley Memorial Hospital	4	0:06:28	0	0:00:00	1	0:06:28
St. Louise Regional Hospital	0	0:00:00	3	0:17:18	2	0:17:18

San Benito County EMS Agency APOT - 2

Hospital Name	January 2022					February 2022					March 2022				
	2.1	2.2	2.3	2.4	2.5	2.1	2.2	2.3	2.4	2.5	2.1	2.2	2.3	2.4	2.5
Hazel Hawkins	189	5	0	0	0	161	2	0	0	0	186	2	0	0	0
Natividad Medical Center	7	1	1	0	0	6	0	0	0	0	5	0	0	0	0
Salinas Valley Memorial Hospital	4	0	0	0	0	0	0	0	0	0	1	0	0	0	0
St. Louise Regional Hospital	0	0	0	0	0	3	0	0	0	0	1	1	0	0	0



San Diego County EMS Agency

San Diego County EMS Agency APOT - 1

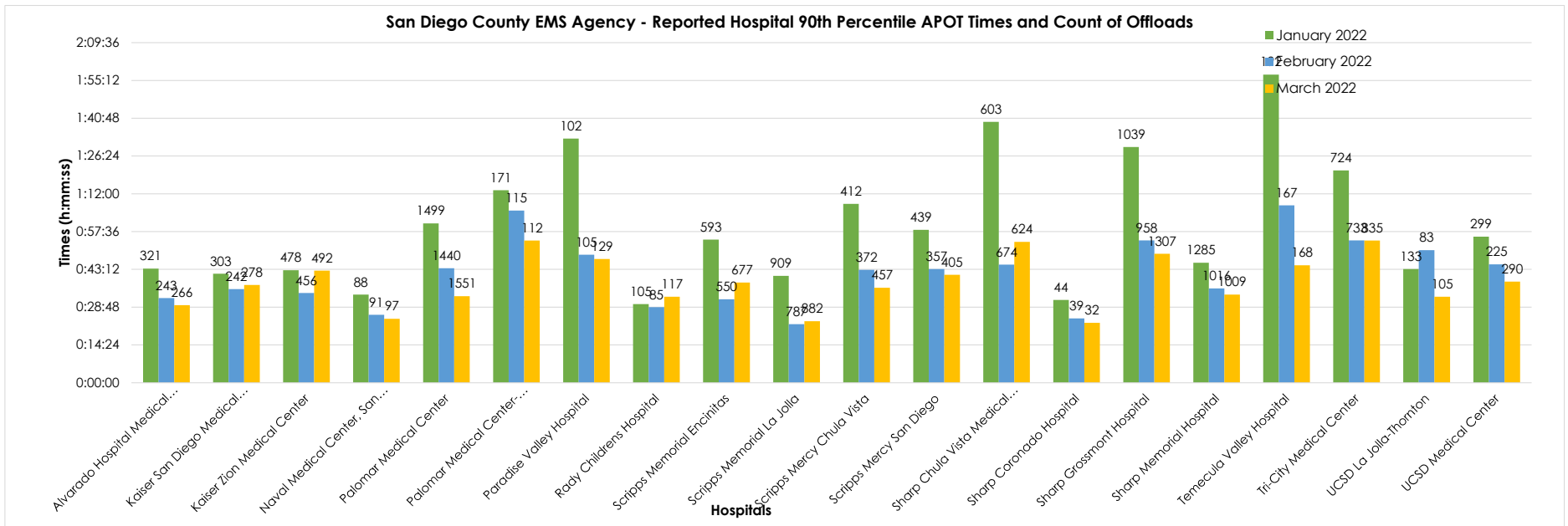
Hospital Name	January 2022		February 2022		March 2022	
	Offloads	90th Percentile APOT Time	Offloads	90th Percentile APOT Time	Offloads	90th Percentile APOT Time
Alvarado Hospital Medical Center	321	0:43:29	243	0:32:15	266	0:29:34
Kaiser San Diego Medical Center	303	0:41:32	242	0:35:41	278	0:37:15
Kaiser Zion Medical Center	478	0:42:50	456	0:34:11	492	0:42:43
Naval Medical Center, San Diego	88	0:33:35	91	0:25:52	97	0:24:22
Palomar Medical Center	1499	1:00:44	1440	0:43:36	1551	0:32:57
Palomar Medical Center-Poway	171	1:13:23	115	1:05:36	112	0:54:11
Paradise Valley Hospital	102	1:33:03	105	0:48:46	129	0:47:09
Rady Childrens Hospital	105	0:29:58	85	0:28:48	117	0:32:46
Scripps Memorial Encinitas	593	0:54:31	550	0:31:48	677	0:38:11
Scripps Memorial La Jolla	909	0:40:44	787	0:22:19	882	0:23:25
Scripps Mercy Chula Vista	412	1:08:09	372	0:43:00	457	0:36:12
Scripps Mercy San Diego	439	0:58:15	357	0:43:18	405	0:41:06
Sharp Chula Vista Medical Center	603	1:39:26	674	0:44:59	624	0:53:41
Sharp Coronado Hospital	44	0:31:33	39	0:24:29	32	0:22:50
Sharp Grossmont Hospital	1039	1:29:49	958	0:54:14	1307	0:49:08
Sharp Memorial Hospital	1285	0:45:43	1016	0:35:56	1009	0:33:35
Temecula Valley Hospital	192	1:57:25	167	1:07:36	168	0:44:45
Tri-City Medical Center	724	1:20:56	733	0:54:15	835	0:54:10

San Diego County EMS Agency APOT - 1 Cont.

Hospital Name	January 2022		February 2022		March 2022	
	Offloads	90th Percentile APOT Time	Offloads	90th Percentile APOT Time	Offloads	90th Percentile APOT Time
UCSD La Jolla-Thornton	133	0:43:19	83	0:50:32	105	0:32:46
UCSD Medical Center	299	0:55:41	225	0:45:07	290	0:38:30

San Diego County EMS Agency APOT - 2

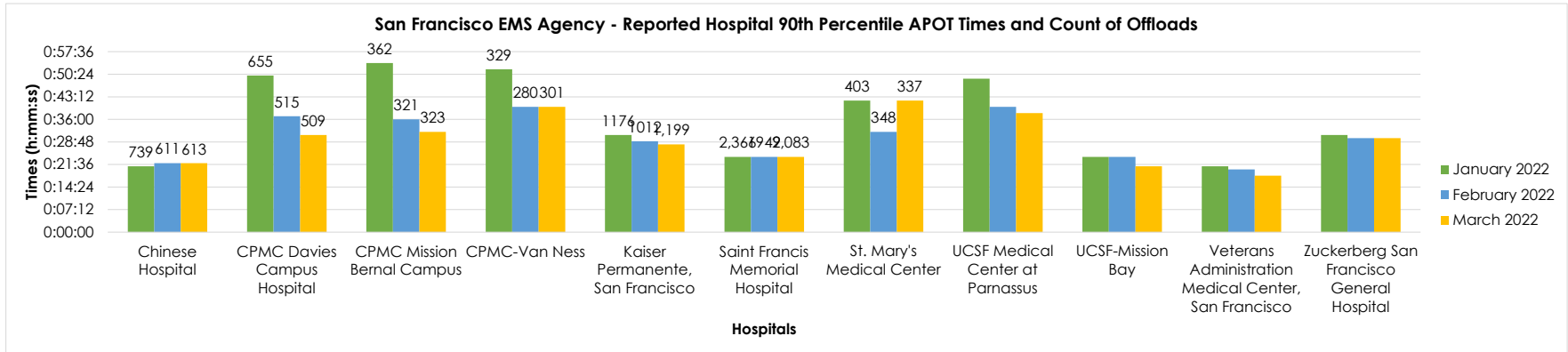
Hospital Name	January 2022					February 2022					March 2022				
	2.1	2.2	2.3	2.4	2.5	2.1	2.2	2.3	2.4	2.5	2.1	2.2	2.3	2.4	2.5
Alvarado Hospital Medical Center	208	99	11	2	1	189	51	2	1	0	213	48	5	0	0
Kaiser San Diego Medical Center	181	105	15	2	0	163	73	6	0	0	176	92	10	0	0
Kaiser Zion Medical Center	316	139	18	4	1	337	110	9	0	0	333	139	17	3	0
Naval Medical Center, San Diego	71	14	3	0	0	81	9	0	1	0	85	10	2	0	0
Palomar Medical Center	748	600	116	28	7	827	565	32	7	9	1067	457	26	1	0
Palomar Medical Center-Poway	88	59	18	5	1	67	36	10	1	1	68	35	8	1	0
Paradise Valley Hospital	35	46	15	4	2	54	46	5	0	0	64	63	2	0	0
Rady Childrens Hospital	87	16	2	0	0	65	20	0	0	0	89	28	0	0	0
Scripps Memorial Encinitas	331	214	37	7	4	386	154	8	1	1	463	197	16	0	1
Scripps Memorial La Jolla	652	218	31	8	0	689	97	1	0	0	771	108	3	0	0
Scripps Mercy Chula Vista	190	169	42	9	2	217	146	9	0	0	341	109	6	1	0
Scripps Mercy San Diego	203	195	35	3	3	176	173	8	0	0	221	172	11	1	0
Sharp Chula Vista Medical Center	262	218	88	25	10	433	200	31	5	5	388	183	43	9	1
Sharp Coronado Hospital	30	14	0	0	0	31	8	0	0	0	25	7	0	0	0
Sharp Grossmont Hospital	578	290	108	33	30	622	257	59	17	3	856	364	74	11	2
Sharp Memorial Hospital	822	404	53	5	1	747	255	12	1	1	781	216	12	0	0
Temecula Valley Hospital	39	101	33	14	5	50	97	15	5	0	73	91	4	0	0
Tri-City Medical Center	234	372	92	16	10	300	370	50	11	2	383	383	63	4	2
UCSD La Jolla-Thornton	98	30	5	0	0	52	25	6	0	0	74	29	2	0	0
UCSD Medical Center	158	115	22	4	0	137	77	8	3	0	187	93	9	1	0



San Francisco County EMS Agency

Hospital Name	January 2022		February 2022		March 2022	
	Offloads	90th Percentile APOT Time	Offloads	90th Percentile APOT Time	Offloads	90th Percentile APOT Time
Chinese Hospital	106	0:21:00	88	0:22:00	89	0:22:00
CPMC Davies Campus Hospital	389	0:50:00	316	0:37:00	341	0:31:00
CPMC Mission Bernal Campus	710	0:54:00	653	0:36:00	693	0:32:00
CPMC-Van Ness	919	0:52:00	846	0:40:00	846	0:40:00
Kaiser Permanente, San Francisco	658	0:31:00	560	0:29:00	567	0:28:00
Saint Francis Memorial Hospital	1,076	0:24:00	859	0:24:00	931	0:24:00
St. Mary's Medical Center	526	0:42:00	463	0:32:00	527	0:42:00
UCSF Medical Center at Parnassus	1045	0:49:00	759	0:40:00	944	0:38:00
UCSF-Mission Bay	107	0:24:00	77	0:24:00	88	0:21:00
Veterans Administration Medical Center, San Francisco	102	0:21:00	89	0:20:00	85	0:18:00
Zuckerberg San Francisco General Hospital	1019	0:31:00	952	0:30:00	1029	0:30:00

Hospital Name	January 2022					February 2022					March 2022				
	2.1	2.2	2.3	2.4	2.5	2.1	2.2	2.3	2.4	2.5	2.1	2.2	2.3	2.4	2.5
Chinese Hospital	91	15	0	0	0	77	9	2	0	0	75	14	0	0	0
CPMC Davies Campus Hospital	224	133	24	6	2	220	90	6	0	0	247	89	5	0	0
CPMC Mission Bernal Campus	380	270	51	9	0	403	235	12	3	0	474	213	6	0	0
CPMC-Van Ness	488	364	54	9	4	483	337	22	4	0	488	324	25	6	3
Kaiser Permanente, San Francisco	475	168	11	4	0	405	149	5	1	0	427	137	3	0	0
Saint Francis Memorial Hospital	877	191	6	1	1	704	153	2	0	0	773	157	1	0	0
St. Mary's Medical Center	350	153	18	5	0	311	140	9	3	0	350	153	23	1	0
UCSF Medical Center at Parnassus	475	504	59	5	2	366	382	11	0	0	505	427	12	0	0
UCSF-Mission Bay	91	15	1	0	0	66	11	0	0	0	75	13	0	0	0
Veterans Administration Medical Center, San Francisco	90	12	0	0	0	80	9	0	0	0	78	6	1	0	0
Zuckerberg San Francisco General Hospital	705	311	2	1	0	670	276	6	0	0	731	293	5	0	0



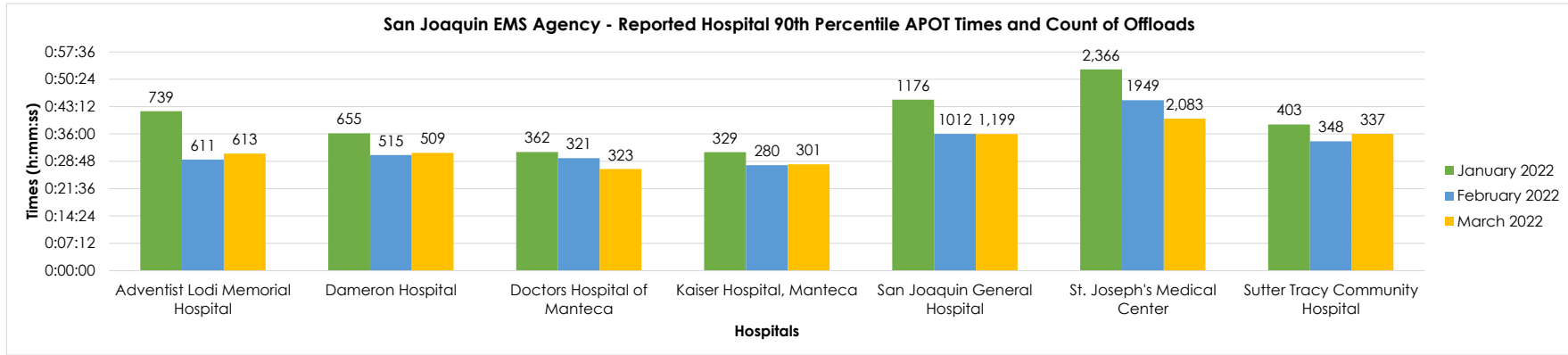
San Joaquin County EMS Agency

San Joaquin County EMS Agency APOT -1

Hospital Name	January 2022		February 2022		March 2022	
	Offloads	90th Percentile APOT Time	Offloads	90th Percentile APOT Time	Offloads	90th Percentile APOT Time
Adventist Lodi Memorial Hospital	739	0:42:00	611	0:29:14	613	0:30:50
Dameron Hospital	655	0:36:09	515	0:30:26	509	0:31:00
Doctors Hospital of Manteca	362	0:31:15	321	0:29:37	323	0:26:45
Kaiser Hospital, Manteca	329	0:31:12	280	0:27:46	301	0:28:00
San Joaquin General Hospital	1176	0:45:03	1012	0:36:00	1,199	0:35:58
St. Joseph's Medical Center	2,366	0:52:59	1949	0:44:54	2,083	0:40:02
Sutter Tracy Community Hospital	403	0:38:30	348	0:34:03	337	0:36:00

San Joaquin County EMS Agency APOT - 2

Hospital Name	January 2022					February 2022					March 2022				
	2.1	2.2	2.3	2.4	2.5	2.1	2.2	2.3	2.4	2.5	2.1	2.2	2.3	2.4	2.5
Adventist Lodi Memorial Hospital	434	276	28	1	0	431	177	3	0	0	436	174	3	0	0
Dameron Hospital	414	223	16	1	1	358	149	8	0	0	350	157	2	0	0
Doctors Hospital of Manteca	274	84	4	0	0	245	73	3	0	0	257	66	0	0	0
Kaiser Hospital, Manteca	226	97	6	0	0	202	76	2	0	0	219	79	3	0	0
San Joaquin General Hospital	529	597	49	1	0	589	409	14	0	0	700	479	20	0	0
St. Joseph's Medical Center	921	1267	160	16	2	842	1039	64	3	1	994	1042	43	4	0
Sutter Tracy Community Hospital	220	176	7	0	0	211	133	4	0	0	202	131	3	1	0



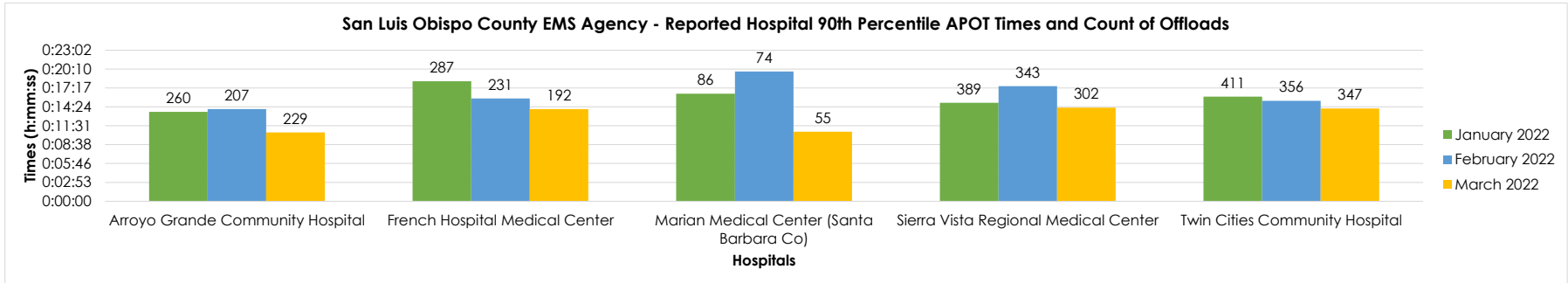
San Luis Obispo County EMS Agency

San Luis Obispo County EMS Agency APOT -1

Hospital Name	January 2022		February 2022		March 2022	
	Offloads	90th Percentile APOT Time	Offloads	90th Percentile APOT Time	Offloads	90th Percentile APOT Time
Arroyo Grande Community Hospital	260	0:13:38	207	0:14:03	229	0:10:29
French Hospital Medical Center	287	0:18:18	231	0:15:41	192	0:14:03
Marian Medical Center (Santa Barbara Co)	86	0:16:24	74	0:19:47	55	0:10:36
Sierra Vista Regional Medical Center	389	0:15:01	343	0:17:33	302	0:14:16
Twin Cities Community Hospital	411	0:15:57	356	0:15:19	347	0:14:09

San Luis Obispo County EMS Agency APOT - 2

Hospital Name	January 2022					February 2022					March 2022				
	2.1	2.2	2.3	2.4	2.5	2.1	2.2	2.3	2.4	2.5	2.1	2.2	2.3	2.4	2.5
Arroyo Grande Community Hospital	253	7	0	0	0	200	6	1	0	0	225	4	0	0	0
French Hospital Medical Center	262	25	0	0	0	218	11	2	0	0	182	10	0	0	0
Marian Medical Center (Santa Barbara Co)	83	3	0	0	0	66	8	0	0	0	55	0	0	0	0
Sierra Vista Regional Medical Center	369	19	1	0	0	322	20	1	0	0	291	11	0	0	0
Twin Cities Community Hospital	388	23	0	0	0	336	20	0	0	0	333	13	1	0	0



San Mateo County EMS Agency

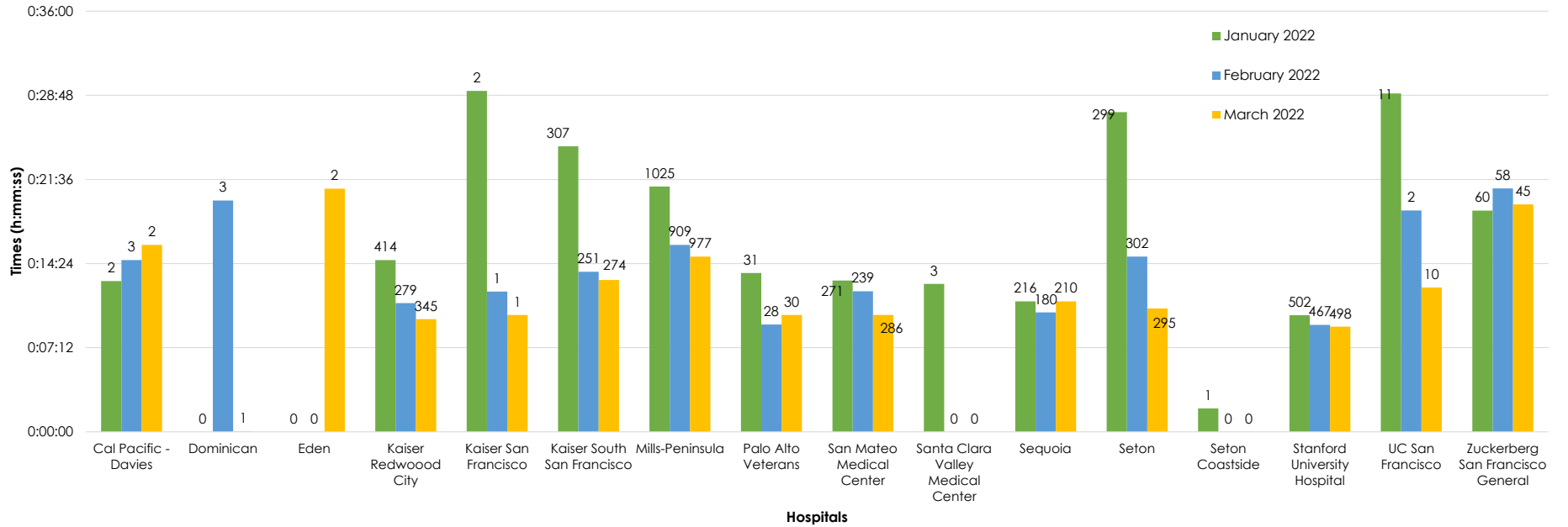
San Mateo County EMS Agency APOT - 1

Hospital Name	January 2022		February 2022		March 2022	
	Offloads	90th Percentile APOT Time	Offloads	90th Percentile APOT Time	Offloads	90th Percentile APOT Time
Cal Pacific - Davies	2	0:12:54	3	0:14:42	2	0:16:00
Dominican	0	0:00:00	3	0:19:48	1	0:00:03
Eden	0	0:00:00	0	0:00:00	2	0:20:49
Kaiser Redwood City	414	0:14:42	279	0:11:01	345	0:09:39
Kaiser San Francisco	2	0:29:10	1	0:12:00	1	0:10:00
Kaiser South San Francisco	307	0:24:26	251	0:13:42	274	0:13:00
Mills-Peninsula	1025	0:21:00	909	0:16:00	977	0:15:00
Palo Alto Veterans	31	0:13:36	28	0:09:11	30	0:10:00
San Mateo Medical Center	271	0:12:57	239	0:12:02	286	0:10:00
Santa Clara Valley Medical Center	3	0:12:40	0	0:00:00	0	0:00:00
Sequoia	216	0:11:10	180	0:10:13	210	0:11:10
Seton	299	0:27:21	302	0:15:00	295	0:10:33
Seton Coastside	1	0:02:00	0	0:00:00	0	0:00:00
Stanford University Hospital	502	0:09:59	467	0:09:09	498	0:09:00
UC San Francisco	11	0:28:57	2	0:18:57	10	0:12:21
Zuckerberg San Francisco General	60	0:18:56	58	0:20:50	45	0:19:28

San Mateo County EMS Agency APOT - 2

Hospital Name	January 2022					February 2022					March 2022				
	2.1	2.2	2.3	2.4	2.5	2.1	2.2	2.3	2.4	2.5	2.1	2.2	2.3	2.4	2.5
Cal Pacific - Davies	2	0	0	0	0	3	0	0	0	0	2	0	0	0	0
Dominican	0	0	0	0	0	2	1	0	0	0	1	0	0	0	0
Eden	0	0	0	0	0	0	0	0	0	0	1	1	0	0	0
Kaiser Redwood City	389	19	6	0	0	275	2	2	0	0	343	2	0	0	0
Kaiser San Francisco	1	1	0	0	0	1	0	0	0	0	1	0	0	0	0
Kaiser South San Francisco	270	33	4	0	0	243	8	0	0	0	266	8	0	0	0
Mills-Peninsula	918	106	1	0	0	867	42	0	0	0	928	47	2	0	0
Palo Alto Veterans	30	1	0	0	0	27	1	0	0	0	30	0	0	0	0
San Mateo Medical Center	262	9	0	0	0	235	4	0	0	0	279	7	0	0	0
Santa Clara Valley Medical Center	3	0	0	0	0	0	0	0	0	0	0	0	0	0	0
Sequoia	208	8	0	0	0	176	4	0	0	0	202	8	0	0	0
Seton	255	39	5	0	0	286	15	1	0	0	280	13	2	0	0
Seton Coastside	1	0	0	0	0	0	0	0	0	0	0	0	0	0	0
Stanford University Hospital	493	9	0	0	0	462	5	0	0	0	492	6	0	0	0
UC San Francisco	8	3	0	0	0	1	1	0	0	0	10	0	0	0	0
Zuckerberg San Francisco General	55	5	0	0	0	51	7	0	0	0	41	4	0	0	0

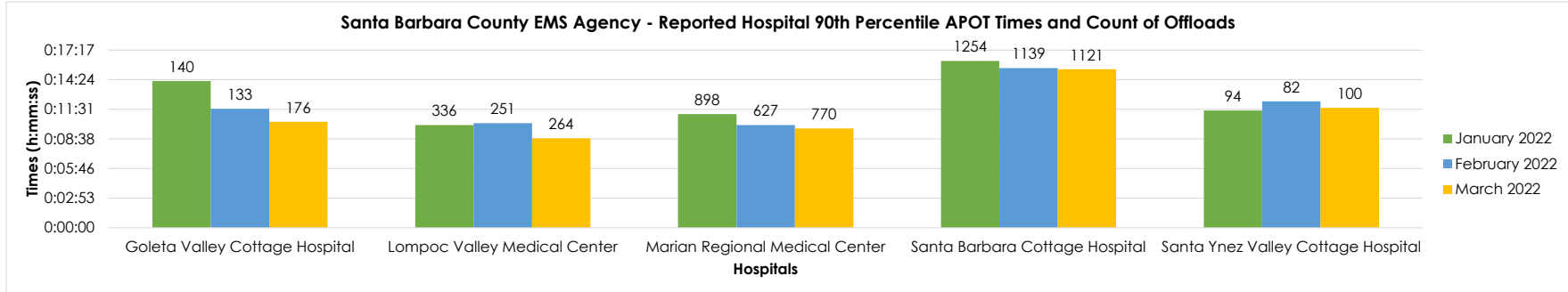
San Mateo County EMS Agency - Reported Hospital 90th Percentile APOT Times and Count of Offloads



Santa Barbara County EMS Agency

Hospital Name	January 2022		February 2022		March 2022	
	Offloads	90th Percentile APOT Time	Offloads	90th Percentile APOT Time	Offloads	90th Percentile APOT Time
Goleta Valley Cottage Hospital	140	0:14:16	133	0:11:34	176	0:10:18
Lompoc Valley Medical Center	336	0:09:59	251	0:10:10	264	0:08:42
Marian Regional Medical Center	898	0:11:03	627	0:09:59	770	0:09:39
Santa Barbara Cottage Hospital	1254	0:16:13	1139	0:15:32	1121	0:15:25
Santa Ynez Valley Cottage Hospital	94	0:11:24	82	0:12:17	100	0:11:40

Hospital Name	January 2022					February 2022					March 2022				
	2.1	2.2	2.3	2.4	2.5	2.1	2.2	2.3	2.4	2.5	2.1	2.2	2.3	2.4	2.5
Goleta Valley Cottage Hospital	136	3	1	0	0	131	1	0	0	0	176	0	0	0	0
Lompoc Valley Medical Center	332	4	0	0	0	249	2	0	0	0	264	0	0	0	0
Marian Regional Medical Center	883	15	0	0	0	622	5	0	0	0	766	3	1	0	1
Santa Barbara Cottage Hospital	1207	45	0	0	2	1103	33	1	1	1	1082	38	1	0	0
Santa Ynez Valley Cottage Hospital	93	1	0	0	0	82	0	0	0	0	98	1	1	0	0

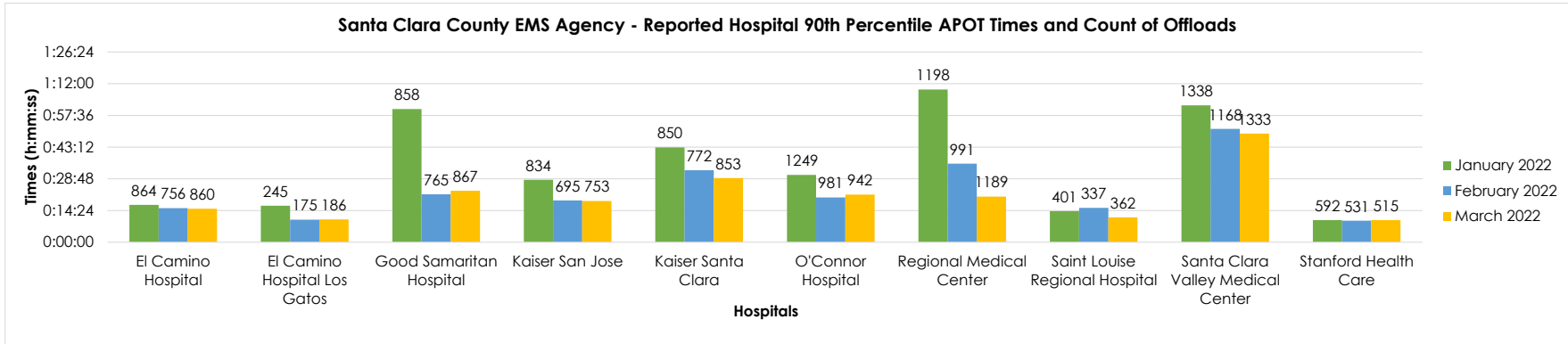


Santa Clara County EMS Agency

Hospital Name	January 2022		February 2022		March 2022	
	Offloads	90th Percentile APOT Time	Offloads	90th Percentile APOT Time	Offloads	90th Percentile APOT Time
El Camino Hospital	864	0:16:59	756	0:15:28	860	0:15:14
El Camino Hospital Los Gatos	245	0:16:33	175	0:10:13	186	0:10:20
Good Samaritan Hospital	858	1:00:28	765	0:21:45	867	0:23:24
Kaiser San Jose	834	0:28:21	695	0:18:58	753	0:18:44
Kaiser Santa Clara	850	0:43:03	772	0:32:43	853	0:29:10
O'Connor Hospital	1249	0:30:32	981	0:20:21	942	0:21:38
Regional Medical Center	1198	1:09:22	991	0:35:40	1189	0:20:45
Saint Louise Regional Hospital	401	0:14:05	337	0:15:36	362	0:11:17
Santa Clara Valley Medical Center	1338	1:02:10	1168	0:51:29	1333	0:49:21
Stanford Health Care	592	0:10:00	531	0:09:46	515	0:10:00

Santa Clara County EMS Agency APOT - 2

Hospital Name	January 2022					February 2022					March 2022				
	2.1	2.2	2.3	2.4	2.5	2.1	2.2	2.3	2.4	2.5	2.1	2.2	2.3	2.4	2.5
El Camino Hospital	809	52	1	2	0	735	21	0	0	0	828	32	0	0	0
El Camino Hospital Los Gatos	237	8	0	0	0	172	2	1	0	0	181	4	1	0	0
Good Samaritan Hospital	614	159	72	11	2	680	84	1	0	0	750	114	3	0	0
Kaiser San Jose	678	146	10	0	0	645	49	1	0	0	699	53	1	0	0
Kaiser Santa Clara	576	236	36	2	0	593	164	15	0	0	684	159	9	1	0
O'Connor Hospital	1002	220	22	4	1	886	88	7	0	0	846	88	8	0	0
Regional Medical Center	850	206	95	32	15	825	114	37	11	4	1073	99	17	0	0
Saint Louise Regional Hospital	386	15	0	0	0	327	8	2	0	0	358	4	0	0	0
Santa Clara Valley Medical Center	871	330	109	21	7	828	251	81	6	2	979	262	79	12	1
Stanford Health Care	589	3	0	0	0	530	1	0	0	0	513	2	0	0	0



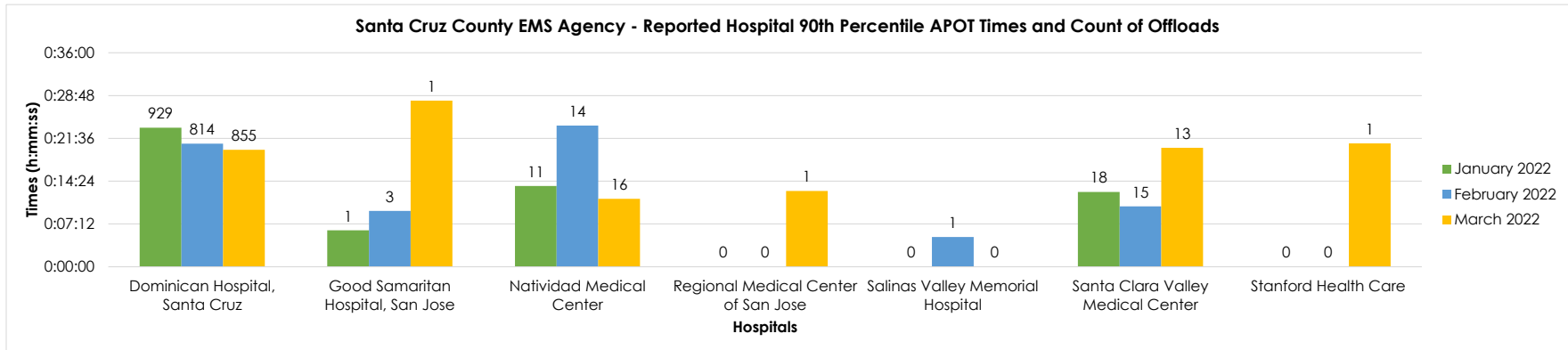
Santa Cruz County EMS Agency

Santa Cruz County EMS Agency APOT - 1

Hospital Name	January 2022		February 2022		March 2022	
	Offloads	90th Percentile APOT Time	Offloads	90th Percentile APOT Time	Offloads	90th Percentile APOT Time
Dominican Hospital, Santa Cruz	929	0:23:24	814	0:20:43	855	0:19:41
Good Samaritan Hospital, San Jose	1	0:06:08	3	0:09:24	1	0:27:57
Natividad Medical Center	11	0:13:36	14	0:23:45	16	0:11:26
Regional Medical Center of San Jose	0	0:00:00	0	0:00:00	1	0:12:45
Salinas Valley Memorial Hospital	0	0:00:00	1	0:05:00	0	0:00:00
Santa Clara Valley Medical Center	18	0:12:35	15	0:10:09	13	0:20:01
Stanford Health Care	0	0:00:00	0	0:00:00	1	0:20:46
Watsonville Community Hospital	311	0:20:06	273	0:15:42	274	0:17:08

Santa Cruz County EMS Agency APOT - 2

Hospital Name	January 2022					February 2022					March 2022				
	2.1	2.2	2.3	2.4	2.5	2.1	2.2	2.3	2.4	2.5	2.1	2.2	2.3	2.4	2.5
Dominican Hospital, Santa Cruz	826	100	3	0	0	753	57	3	1	0	805	48	2	0	0
Good Samaritan Hospital, San Jose	1	0	0	0	0	3	0	0	0	0	0	1	0	0	0
Natividad Medical Center	10	1	0	0	0	11	3	0	0	0	15	1	0	0	0
Regional Medical Center of San Jose	0	0	0	0	0	0	0	0	0	0	1	0	0	0	0
Salinas Valley Memorial Hospital	0	0	0	0	0	1	0	0	0	0	0	0	0	0	0
Santa Clara Valley Medical Center	18	0	0	0	0	14	1	0	0	0	11	2	0	0	0
Stanford Health Care	0	0	0	0	0	0	0	0	0	0	0	1	0	0	0
Watsonville Community Hospital	284	27	0	0	0	261	12	0	0	0	260	14	0	0	0



Sierra-Sacramento Valley EMS Agency

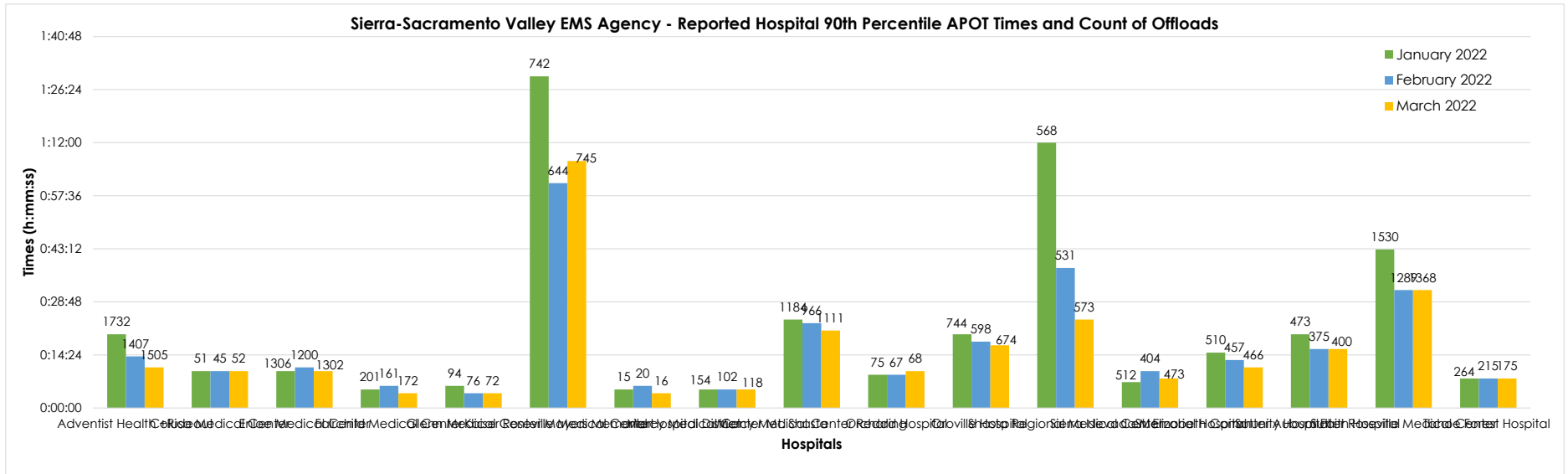
Sierra-Sacramento Valley EMS Agency APOT - 1

Hospital Name	January 2022		February 2022		March 2022	
	Offloads	90th Percentile APOT Time	Offloads	90th Percentile APOT Time	Offloads	90th Percentile APOT Time
Adventist Health +Rideout	1732	0:20:00	1407	0:14:00	1505	0:11:00
Colusa Medical Center	51	0:10:00	45	0:10:00	52	0:10:00
Enloe Medical Center	1306	0:10:00	1200	0:11:00	1302	0:10:00
Fairchild Medical Center	201	0:05:00	161	0:06:00	172	0:04:00
Glenn Medical Center	94	0:06:00	76	0:04:00	72	0:04:00
Kaiser Roseville Medical Center	742	1:30:00	644	1:01:00	745	1:07:00
Mayers Memorial Hospital District	15	0:05:00	20	0:06:00	16	0:04:00
Mercy Medical Center Mt. Shasta	154	0:05:00	102	0:05:00	118	0:05:00
Mercy Medical Center Redding	1184	0:24:00	966	0:23:00	1111	0:21:00
Orchard Hospital	75	0:09:00	67	0:09:00	68	0:10:00
Oroville Hospital	744	0:20:00	598	0:18:00	674	0:17:00
Shasta Regional Medical Center	568	1:12:00	531	0:38:00	573	0:24:00
Sierra Nevada Memorial Hospital	512	0:07:00	404	0:10:00	473	0:08:00
St. Elizabeth Community Hospital	510	0:15:00	457	0:13:00	466	0:11:00
Sutter Auburn Faith Hospital	473	0:20:00	375	0:16:00	400	0:16:00
Sutter Roseville Medical Center	1530	0:43:00	1289	0:32:00	1368	0:32:00
Tahoe Forest Hospital	264	0:08:00	215	0:08:00	175	0:08:00

Sierra-Sacramento Valley EMS Agency APOT - 2

Hospital Name	January 2022					February 2022					March 2022				
	2.1	2.2	2.3	2.4	2.5	2.1	2.2	2.3	2.4	2.5	2.1	2.2	2.3	2.4	2.5
Adventist Health +Rideout	1562	147	22	1	0	1361	42	4	0	0	1474	30	1	0	0
Colusa Medical Center	50	0	1	0	0	45	0	0	0	0	52	0	0	0	0
Enloe Medical Center	1300	6	0	0	0	1188	11	0	0	1	1296	6	0	0	0
Fairchild Medical Center	201	0	0	0	0	158	2	0	1	0	172	0	0	0	0
Glenn Medical Center	93	1	0	0	0	75	1	0	0	0	72	0	0	0	0
Kaiser Roseville Medical Center	248	351	101	34	8	317	261	55	10	1	324	325	80	16	0
Mayers Memorial Hospital District	15	0	0	0	0	20	0	0	0	0	16	0	0	0	0
Mercy Medical Center Mt. Shasta	152	2	0	0	0	102	0	0	0	0	118	0	0	0	0
Mercy Medical Center Redding	1009	169	6	0	0	839	120	7	0	0	983	124	4	0	0
Orchard Hospital	75	0	0	0	0	66	1	0	0	0	66	2	0	0	0
Oroville Hospital	674	65	4	0	1	559	35	4	0	0	632	41	1	0	0
Shasta Regional Medical Center	390	105	56	17	0	406	98	22	5	0	494	67	10	2	0
Sierra Nevada Memorial Hospital	508	4	0	0	0	403	1	0	0	0	472	1	0	0	0

Sierra-Sacramento Valley EMS Agency APOT - 2 Cont...	January 2022					February 2022					March 2022				
	2.1	2.2	2.3	2.4	2.5	2.1	2.2	2.3	2.4	2.5	2.1	2.2	2.3	2.4	2.5
Hospital Name															
St. Elizabeth Community Hospital	481	26	3	0	0	445	11	1	0	0	453	13	0	0	0
Sutter Auburn Faith Hospital	431	38	4	0	0	358	17	0	0	0	387	13	0	0	0
Sutter Roseville Medical Center	835	623	68	3	1	798	477	14	0	0	878	480	9	1	0
Tahoe Forest Hospital	261	3	0	0	0	215	0	0	0	0	173	1	0	1	0



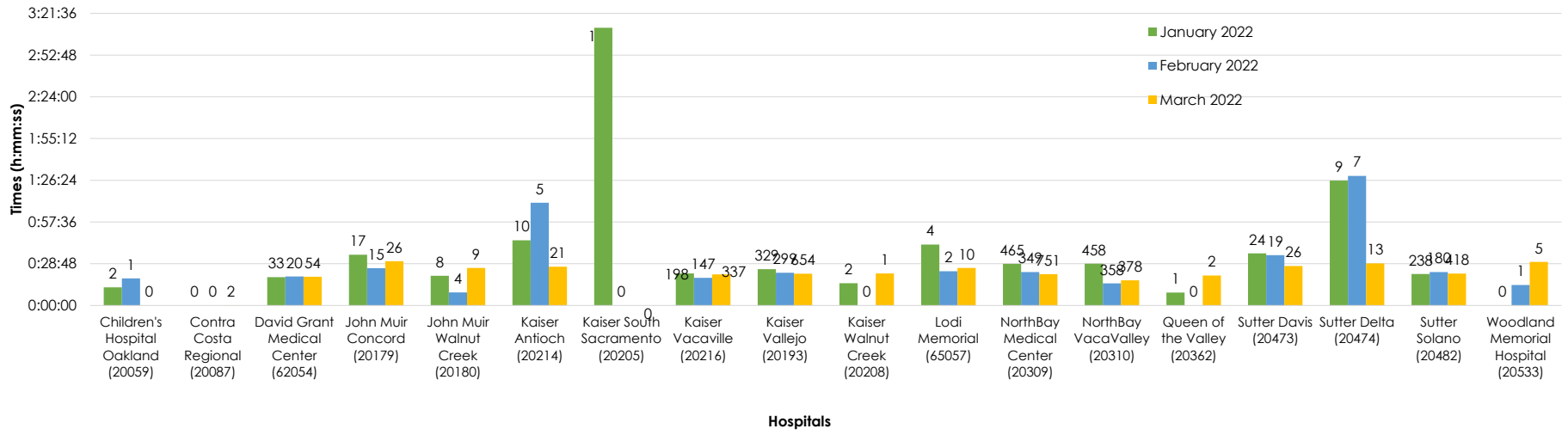
Solano County EMS Agency

Solano County EMS Agency APOT -1	January 2022		February 2022		March 2022	
	Offloads	90th Percentile APOT Time	Offloads	90th Percentile APOT Time	Offloads	90th Percentile APOT Time
Children's Hospital Oakland (20059)	2	0:12:30	1	0:18:41	0	0:00:00
Contra Costa Regional (20087)	0	0:00:00	0	0:00:00	2	0:00:01
David Grant Medical Center (62054)	33	0:19:33	20	0:20:01	54	0:19:47
John Muir Concord (20179)	17	0:34:59	15	0:25:43	26	0:30:32
John Muir Walnut Creek (20180)	8	0:20:30	4	0:08:57	9	0:25:52
Kaiser Antioch (20214)	10	0:44:57	5	1:10:51	21	0:26:42
Kaiser South Sacramento (20205)	1	3:11:39	0	0:00:00	0	0:00:00
Kaiser Vacaville (20216)	198	0:22:03	147	0:19:00	337	0:21:23
Kaiser Vallejo (20193)	329	0:25:03	299	0:22:32	654	0:21:56
Kaiser Walnut Creek (20208)	2	0:15:18	0	0:00:00	1	0:22:07
Lodi Memorial (65057)	4	0:42:01	2	0:23:38	10	0:25:51
NorthBay Medical Center (20309)	465	0:28:41	349	0:23:02	751	0:21:38
NorthBay VacaValley (20310)	458	0:28:48	358	0:15:12	378	0:17:21
Queen of the Valley (20362)	1	0:08:52	0	0:00:00	2	0:20:39
Sutter Davis (20473)	24	0:35:57	19	0:34:44	26	0:27:14
Sutter Delta (20474)	9	1:26:10	7	1:29:27	13	0:29:02
Sutter Solano (20482)	238	0:21:42	180	0:23:04	418	0:21:57
Woodland Memorial Hospital (20533)	0	0:00:00	1	0:14:08	5	0:30:01

Solano County EMS Agency APOT - 2

Hospital Name	January 2022					February 2022					March 2022				
	2.1	2.2	2.3	2.4	2.5	2.1	2.2	2.3	2.4	2.5	2.1	2.2	2.3	2.4	2.5
Children's Hospital Oakland (20059)		1				2						1			
Contra Costa Regional (20087)	1										1				
David Grant Medical Center (62054)	37	6				37	7				37	5	1		
John Muir Concord (20179)	28	2				23	7				24	8			
John Muir Walnut Creek (20180)	9					16	1				4	1			
Kaiser Antioch (20214)	9	11				8	8			1	15	9	1		
Kaiser Vacaville (20216)	488	117	1		1	448	95	1			499	130	7		
Kaiser Vallejo (20193)	265	66	1			234	72				242	77	2		
Kaiser Walnut Creek (20208)	3	1				1	2				4				
Lodi Memorial (65057)	5	3				6	1				6	6	1	1	
NorthBay Medical Center (20309)	649	125				618	145	1			676	163	2		
NorthBay VacaValley (20310)	392	26				387	27				366	28	5		
Queen of the Valley (20362)	3					1					3				
Sutter Davis (20473)	32	8				41	7				24	8			
Sutter Delta (20474)	11	3				12	7				4	6	1		
Sutter Solano (20482)	366	65	2			314	58				387	69			
UC Davis		1				1					1				
Woodland Memorial Hospital (20533)	2					1			1		1	1			

Solano County EMS Agency - Reported Hospital 90th Percentile APOT Times and Count of Offloads



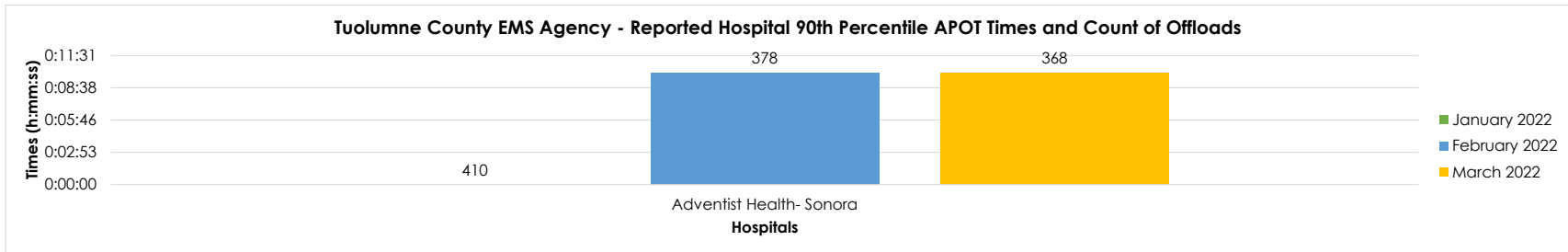
Tuolumne County EMS Agency

Tuolumne County EMS Agency APOT - 1

Hospital Name	January 2022		February 2022		March 2022	
	Offloads	90th Percentile APOT Time	Offloads	90th Percentile APOT Time	Offloads	90th Percentile APOT Time
Adventist Health- Sonora	410	0:00:00	378	0:10:00	368	0:10:00

Tuolumne County EMS Agency APOT - 2

Hospital Name	January 2022					February 2022					March 2022				
	2.1	2.2	2.3	2.4	2.5	2.1	2.2	2.3	2.4	2.5	2.1	2.2	2.3	2.4	2.5
Adventist Health- Sonora	407	2	1	0	0	373	4	0	1	0	367	1	0	0	0



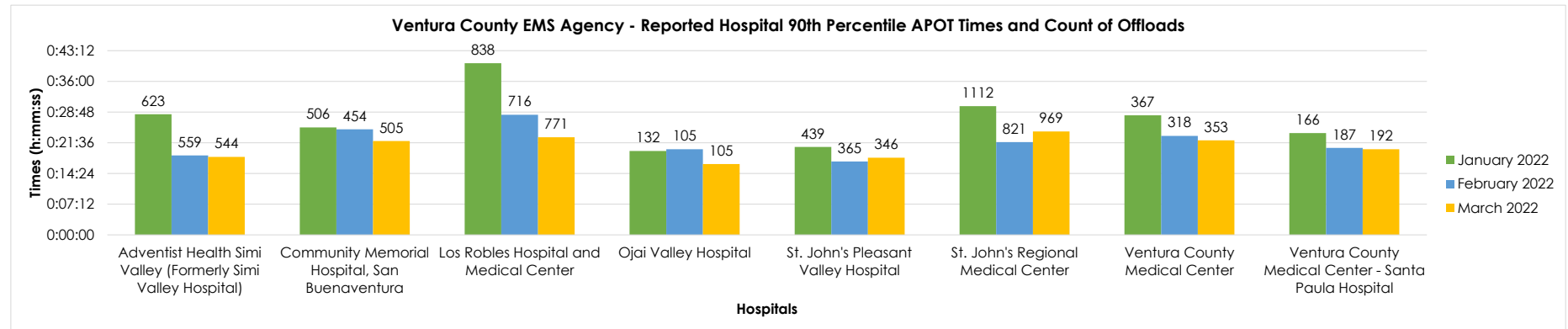
Ventura County EMS Agency

Ventura County EMS Agency APOT - 1

Hospital Name	January 2022		February 2022		March 2022	
	Offloads	90th Percentile APOT Time	Offloads	90th Percentile APOT Time	Offloads	90th Percentile APOT Time
Adventist Health Simi Valley (Formerly Simi Valley Hospital)	623	0:28:18	559	0:18:37	544	0:18:17
Community Memorial Hospital, San Buenaventura	506	0:25:13	454	0:24:46	505	0:22:00
Los Robles Hospital and Medical Center	838	0:40:16	716	0:28:10	771	0:22:53
Ojai Valley Hospital	132	0:19:40	105	0:20:05	105	0:16:37
St. John's Pleasant Valley Hospital	439	0:20:37	365	0:17:12	346	0:18:06
St. John's Regional Medical Center	1112	0:30:12	821	0:21:45	969	0:24:15
Ventura County Medical Center	367	0:28:02	318	0:23:12	353	0:22:10
Ventura County Medical Center - Santa Paula Hospital	166	0:23:52	187	0:20:24	192	0:20:06

Ventura County EMS Agency APOT - 2

Hospital Name	January 2022					February 2022					March 2022				
	2.1	2.2	2.3	2.4	2.5	2.1	2.2	2.3	2.4	2.5	2.1	2.2	2.3	2.4	2.5
Adventist Health Simi Valley (Formerly Simi Valley Hospital)	516	97	10	0	0	521	37	1	0	0	510	33	1	0	0
Community Memorial Hospital, San Buenaventura	425	79	2	0	0	382	71	1	0	0	444	59	2	0	0
Los Robles Hospital and Medical Center	559	242	27	6	4	567	146	2	1	0	676	92	3	0	0
Ojai Valley Hospital	122	5	5	0	0	97	8	0	0	0	100	5	0	0	0
St. John's Pleasant Valley Hospital	397	41	1	0	0	347	18	0	0	0	328	18	0	0	0
St. John's Regional Medical Center	917	171	15	7	2	729	81	11	0	0	850	106	12	1	0
Ventura County Medical Center	292	72	3	0	0	268	50	0	0	0	313	39	1	0	0
Ventura County Medical Center - Santa Paula Hospital	155	19	2	0	0	174	12	1	0	0	175	17	0	0	0



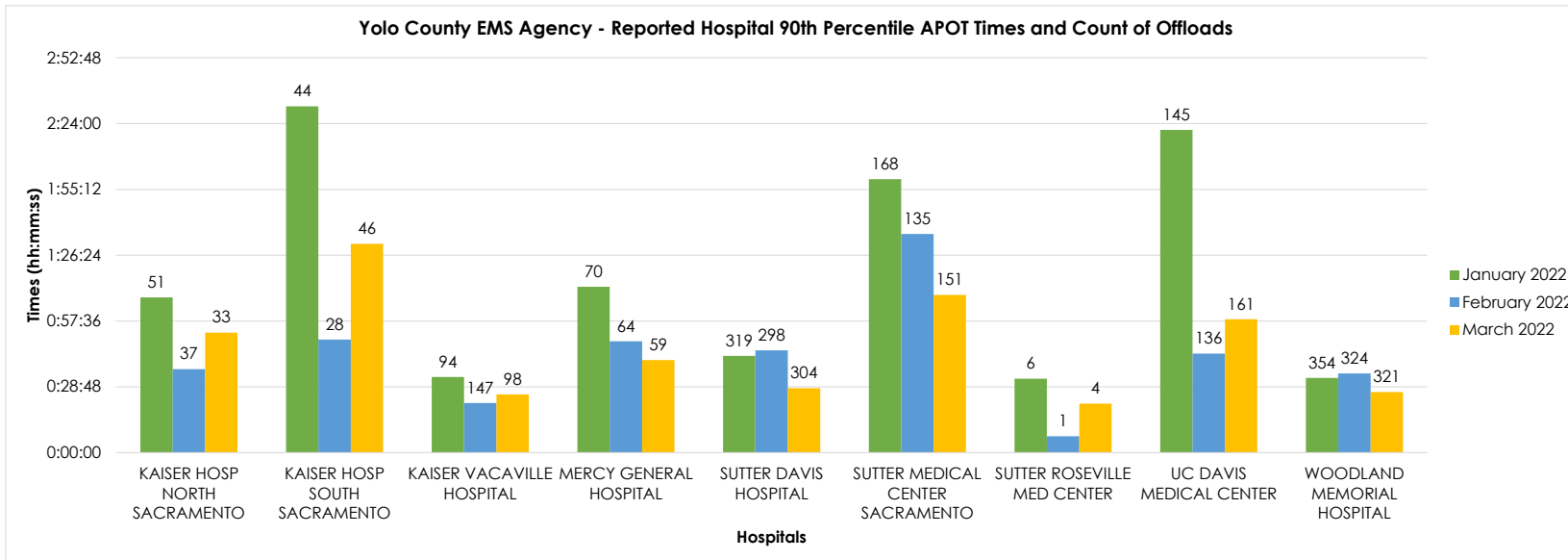
Yolo County EMS Agency

Yolo County EMS Agency APOT - 1

Hospital Name	January 2022		February 2022		March 2022	
	Offloads	90th Percentile APOT Time	Offloads	90th Percentile APOT Time	Offloads	90th Percentile APOT Time
KAISER HOSP NORTH SACRAMENTO	51	1:07:59	37	0:36:34	33	0:52:32
KAISER HOSP SOUTH SACRAMENTO	44	2:31:33	28	0:49:28	46	1:31:23
KAISER VACAVILLE HOSPITAL	94	0:33:06	147	0:21:45	98	0:25:30
MERCY GENERAL HOSPITAL	70	1:12:35	64	0:48:45	59	0:40:32
SUTTER DAVIS HOSPITAL	319	0:42:20	298	0:44:47	304	0:28:12
SUTTER MEDICAL CENTER SACRAMENTO	168	1:59:41	135	1:35:41	151	1:09:00
SUTTER ROSEVILLE MED CENTER	6	0:32:23	1	0:07:09	4	0:21:27
UC DAVIS MEDICAL CENTER	145	2:21:16	136	0:43:20	161	0:58:22
WOODLAND MEMORIAL HOSPITAL	354	0:32:42	324	0:34:39	321	0:26:30

Yolo County EMS Agency APOT - 2

Hospital Name	January 2022					February 2022					March 2022				
	2.1	2.2	2.3	2.4	2.5	2.1	2.2	2.3	2.4	2.5	2.1	2.2	2.3	2.4	2.5
KAISER HOSP NORTH SACRAMENTO	15	34	2	2	0	15	23	0	0	0	17	14	2	0	0
KAISER HOSP SOUTH SACRAMENTO	18	17	3	5	2	16	11	1	0	0	20	18	6	1	1
KAISER VACAVILLE HOSPITAL	71	22	1	0	0	124	23	0	0	0	76	20	0	0	0
MERCY GENERAL HOSPITAL	21	41	7	1	0	29	32	3	0	0	26	34	0	0	0
SUTTER DAVIS HOSPITAL	252	60	8	3	0	227	58	13	2	0	248	55	3	0	0
SUTTER MEDICAL CENTER SACRAMENTO	51	70	29	16	6	36	78	18	3	3	44	96	11	1	1
SUTTER ROSEVILLE MED CENTER	0	0	0	0	0	0	0	0	0	0	0	0	0	0	0
UC DAVIS MEDICAL CENTER	71	58	5	5	7	73	63	3	0	0	95	62	2	1	2
WOODLAND MEMORIAL HOSPITAL	285	64	7	0	0	267	51	5	1	0	270	48	3	0	0



APOT – 1 Weighted Average 90th Percentile by LEMSA and Hospital

* EMSA calculates the weighted average for a data set by multiplying the reported 90th percentile time for a hospital by the number of offloads to that facility (all transports hold the same value or "weight"). This value is then divided by the total count of offloads for that data set period to determine a single weighted average value. This approach gives EMSA the opportunity to compare APOT times within a jurisdiction (to calculate a single monthly APOT value for a LEMSA), across the state, or across multiple months and quarters.

LEMSA	Hospital Name (as reported by LEMSA)	Q1 2021 - Q4 2021 Total Offloads	Q1 2021 - Q4 2021 Weighted Average 90th Percentile
Alameda	Alameda Hospital	3019	0:32:19
Alameda	Alta Bates Medical Center - Berkeley	5489	0:44:40
Alameda	Alta Bates Medical Center - Summit	13861	0:46:09
Alameda	Children's Hospital Oakland	1071	0:34:24
Alameda	Eden	10655	1:09:30
Alameda	Highland	13965	0:56:30
Alameda	John George	3087	1:09:42
Alameda	Kaiser - Walnut Creek	3369	0:35:22
Alameda	Kaiser Fremont	6405	0:45:54
Alameda	Kaiser Oakland	8321	0:53:41
Alameda	Kaiser San Leandro	6862	0:55:25
Alameda	San Leandro Hospital	5604	0:53:37
Alameda	St. Rose	5359	1:05:48
Alameda	ValleyCare	6806	1:07:44
Alameda	Washington Hospital	9835	0:40:04
Alameda	Willow Rock Center	104	0:38:05
Central California	Adventist Medical Center - Hanford	9332	0:40:10
Central California	Adventist Medical Center - Reedley	1085	0:30:55
Central California	Adventist Medical Center - Selma	2095	0:33:29
Central California	Adventist Medical Center - Tulare	280	0:57:23
Central California	Clovis Community Hospital	14902	1:43:15
Central California	Coalinga Hospital	526	0:27:42
Central California	Community Regional Medical Center	35920	1:47:35
Central California	Kaiser Hospital - Fresno	8434	0:51:06
Central California	Kaweah Delta Medical Center	16286	1:16:26
Central California	Madera Community Hospital	5005	0:44:29
Central California	Saint Agnes medical Center	24825	0:46:37
Central California	Sierra View District Hospital	5449	1:24:52
Central California	Valley Childrens Hospital	3079	0:18:43
Central California	Veterans Administration Medical Center	2362	0:24:26
Coastal Valleys	Adventist Health Howard Memorial	1256	0:06:00
Coastal Valleys	Adventist Health Mendocino Coast Hospital	1429	0:05:56
Coastal Valleys	Adventist Health Ukiah Memorial	3122	0:07:34
Coastal Valleys	Healdsburg District Hospital	743	0:08:44
Coastal Valleys	Kaiser Santa Rosa	8036	0:21:10
Coastal Valleys	Petaluma Valley Hospital	3771	0:17:19
Coastal Valleys	Santa Rosa Memorial	12603	0:24:06
Coastal Valleys	Sonoma Valley Hospital	1841	0:09:58
Coastal Valleys	Sutter Santa Rosa	7022	0:29:42
Contra Costa	Alameda County Medical Center	199	0:46:39
Contra Costa	Alta Bates	1978	0:54:07
Contra Costa	Childrens Oakland	439	0:34:40
Contra Costa	Contra Costa County Psychiatric Emergency	4672	1:18:23
Contra Costa	Contra Costa Regional	5183	0:54:23

* EMSA calculates the weighted average for a data set by multiplying the reported 90th percentile time for a hospital by the number of offloads to that facility (all transports hold the same value or "weight"). This value is then divided by the total count of offloads for that data set period to determine a single weighted average value. This approach gives EMSA the opportunity to compare APOT times within a jurisdiction (to calculate a single monthly APOT value for a LEMSA), across the state, or across multiple months and quarters.

LEMSA	Hospital Name (as reported by LEMSA)	Q1 2021 - Q4 2021 Total Offloads	Q1 2021 - Q4 2021 Weighted Average 90th Percentile
Contra Costa	Eden	14	0:22:02
Contra Costa	John Muir - Concord	11295	0:31:35
Contra Costa	John Muir - Walnut Creek	10588	0:33:42
Contra Costa	Kaiser Antioch	8964	0:47:35
Contra Costa	Kaiser Oakland	998	1:12:59
Contra Costa	Kaiser Richmond	10968	0:46:38
Contra Costa	Kaiser Vallejo	990	0:39:39
Contra Costa	Kaiser Walnut Creek	7817	0:36:19
Contra Costa	Marin General	65	0:35:54
Contra Costa	Other - Out of County	2569	0:24:08
Contra Costa	San Ramon Regional	819	0:16:04
Contra Costa	Summit	600	0:48:45
Contra Costa	Sutter Delta	10405	0:55:34
Contra Costa	Sutter Solano	179	0:32:35
Contra Costa	Valley Care	7	0:20:42
El Dorado	BARTON MEM HOS - S LAKE TAHOE	2033	0:09:52
El Dorado	Carson Tahoe Reginal Medical Center	22	0:13:44
El Dorado	KAISER - SOUTH SACRAMENTO	23	0:32:34
El Dorado	KAISER HOSPITAL - ROSEVILLE	721	0:56:35
El Dorado	Kaiser Permanente, Sacramento Medical Center	7	0:23:01
El Dorado	Marshall Medical Center	6004	0:08:05
El Dorado	Mercy General Hospital	14	0:17:50
El Dorado	Mercy Hospital Folsom	2168	0:22:02
El Dorado	Mercy San Juan Medical Center	19	0:46:14
El Dorado	RENOWN REGIONAL MEDICAL CENTER	41	0:08:22
El Dorado	SUTTER AUBURN FAITH HOSPITAL	141	0:44:08
El Dorado	Sutter Medical Center	44	0:22:18
El Dorado	SUTTER ROSEVILLE MEDICAL CENTER	178	0:17:19
El Dorado	Tahoe Forest Hospital	60	0:06:01
El Dorado	U.C. DAVIS MEDICAL CENTER	254	0:21:29
El Dorado	VA - SACRAMENTO VA MEDICAL CENTER (MATHER)	14	0:06:40
Imperial	El Centro Regional Medical Center	2196	0:23:28
Imperial	Pioneers Memorial Hospital	1458	0:24:30
Inland Counties	Arrowhead Regional Medical Center	12290	0:38:58
Inland Counties	Barstow Community Hospital	4772	0:15:25
Inland Counties	Bear Valley Community Healthcare District	1802	0:16:45
Inland Counties	Chino Valley Medical Center	3974	0:28:53
Inland Counties	Colorado River Medical Center	763	0:06:30
Inland Counties	Community Hospital Of San Bernardino	6601	0:54:52
Inland Counties	Desert Valley Hospital	10363	1:24:52
Inland Counties	Hi - Desert Medical Center	5248	0:18:04
Inland Counties	Kaiser Permanente, Fontana	13900	0:48:17
Inland Counties	Kaiser Permanente, Ontario	7485	0:42:50
Inland Counties	Loma Linda University Children's Hospital	103	0:45:09
Inland Counties	Loma Linda University Medical Center	16017	0:59:01
Inland Counties	Mammoth Hospital	708	0:09:58
Inland Counties	Montclair Hospital Medical Center	2667	0:29:54
Inland Counties	Mountains Community Hospital	920	0:15:07
Inland Counties	Northern Inyo Hospital	837	0:19:50

* EMSA calculates the weighted average for a data set by multiplying the reported 90th percentile time for a hospital by the number of offloads to that facility (all transports hold the same value or "weight"). This value is then divided by the total count of offloads for that data set period to determine a single weighted average value. This approach gives EMSA the opportunity to compare APOT times within a jurisdiction (to calculate a single monthly APOT value for a LEMSA), across the state, or across multiple months and quarters.

LEMSA	Hospital Name (as reported by LEMSA)	Q1 2021 - Q4 2021 Total Offloads	Q1 2021 - Q4 2021 Weighted Average 90th Percentile
Inland Counties	Redlands Community Hospital	9640	1:02:31
Inland Counties	San Antonio Regional Hospital	18359	0:46:10
Inland Counties	Southern Inyo Hospital	224	0:06:06
Inland Counties	St. Bernardine Medical Center	13411	1:21:12
Inland Counties	St. Mary Medical Center	12949	1:29:34
Inland Counties	Veterans Administration Loma Linda Healthcar	1107	0:27:38
Inland Counties	Victor Valley Global Medical Center	8437	1:15:26
Inland Counties	Weed Army Community Hospital (Wach) - Ft Ir	307	0:06:58
Kern	Adventist Health Bakersfield	16150	0:54:52
Kern	Adventist Health Tehachapi	2369	0:38:18
Kern	Bakersfield Heart Hospital	2641	0:54:24
Kern	Bakersfield Memorial Hospital	14890	1:03:39
Kern	Delano Regional Medical Center	2342	1:02:32
Kern	Kern Medical	12132	0:47:16
Kern	Kern Valley Hospital	1609	0:47:06
Kern	Mercy Downtown	4360	0:52:14
Kern	Mercy Southwest Hospital	3970	0:48:37
Kern	Ridgecrest Regional Hospital	2833	0:32:50
Los Angeles	Adventist Health--Glendale	9063	0:27:36
Los Angeles	Adventist Health--White Memorial	3024	0:40:20
Los Angeles	Alhambra Hospital Medical Center	2677	0:19:13
Los Angeles	Antelope Valley Hospital	21025	0:53:22
Los Angeles	Beverly Hospital	5709	0:25:24
Los Angeles	Catalina Island Medical Center	156	0:10:38
Los Angeles	Cedars Sinai Medical Center	16436	0:39:40
Los Angeles	Cedars-Sinai Marina Del Rey Hospital	7367	0:41:28
Los Angeles	Centinela Hospital Medical Center	18490	0:55:57
Los Angeles	Children's Hospital Los Angeles	1020	0:18:55
Los Angeles	Coast Plaza Hospital	2880	0:53:46
Los Angeles	College Medical Center	4601	0:43:14
Los Angeles	Community Hospital of Huntington Park	5411	0:53:36
Los Angeles	Dignity Health--California Hospital Medical Center	8940	0:49:10
Los Angeles	Dignity Health--Glendale Memorial Hospital Medical Center	4523	0:22:09
Los Angeles	Dignity Health--Northridge Hospital Medical Center	12247	0:25:22
Los Angeles	Dignity Health--St. Mary Medical Center	8619	0:42:26
Los Angeles	East Los Angeles Doctors Hospital	2765	0:34:10
Los Angeles	Emanate Health Foothill Prebyterian Hospital	4432	0:48:14
Los Angeles	Emanate Health Inter-Community Hospital	4771	0:48:43
Los Angeles	Emanate Health Queen of the Valley Campus	6493	0:52:52
Los Angeles	Encino Hospital Medical Center	1489	0:16:33
Los Angeles	Garfield Medical Center	2740	0:18:38
Los Angeles	Greater El Monte Community Hospital	3566	0:43:38
Los Angeles	Henry Mayo Newhall Hospital	12089	0:34:22
Los Angeles	Hollywood Presbyterian Medical Center	9067	0:35:38
Los Angeles	Huntington Hospital	11447	0:25:11
Los Angeles	Hyperbaric Chamber (NON-BASIC)	1	0:00:00
Los Angeles	Kaiser Foundation - Baldwin Park	2984	1:13:20
Los Angeles	Kaiser Foundation - Bellflower	5598	1:07:47

* EMSA calculates the weighted average for a data set by multiplying the reported 90th percentile time for a hospital by the number of offloads to that facility (all transports hold the same value or "weight"). This value is then divided by the total count of offloads for that data set period to determine a single weighted average value. This approach gives EMSA the opportunity to compare APOT times within a jurisdiction (to calculate a single monthly APOT value for a LEMSA), across the state, or across multiple months and quarters.

LEMSA	Hospital Name (as reported by LEMSA)	Q1 2021 - Q4 2021 Total Offloads	Q1 2021 - Q4 2021 Weighted Average 90th Percentile
Los Angeles	Kaiser Foundation - Los Angeles	3316	0:42:17
Los Angeles	Kaiser Foundation - Panorama City	4156	0:30:16
Los Angeles	Kaiser Foundation - South Bay	5059	0:43:23
Los Angeles	Kaiser Foundation - West Los Angeles	7894	0:34:30
Los Angeles	Kaiser Foundation - Woodland Hills	2494	0:44:54
Los Angeles	Keck Hospital of USC	1	0:09:00
Los Angeles	LAC Harbor-UCLA Medical Center	11391	0:47:17
Los Angeles	LAC Olive Medical Center	3702	0:31:37
Los Angeles	LAC+USC Medical Center	23382	0:33:48
Los Angeles	Lakewood Regional Medical Center	5943	1:24:29
Los Angeles	Long Beach V.A. (NON-BASIC)	100	0:55:47
Los Angeles	Los Angeles Community Hospital - Olympic	5	0:09:58
Los Angeles	Los Angeles Community Hospital at Norwalk	1191	0:48:15
Los Angeles	Martin Luther King, Jr. Community Hospital	7188	0:52:09
Los Angeles	Memorial Care Long Beach Medical Center	8890	0:45:49
Los Angeles	Memorial Hospital of Gardena	10058	0:44:47
Los Angeles	Methodist Hospital of Southern California	8923	0:34:53
Los Angeles	Mission Community Hospital	3567	0:24:04
Los Angeles	Monterey Park Hospital	1020	0:18:37
Los Angeles	Olympia Medical Center	406	0:24:22
Los Angeles	Pacifica Hospital of the Valley	3035	0:20:36
Los Angeles	Palmdale Regional Medical Center	10029	1:16:29
Los Angeles	PIH Health Downey Hospital	5845	0:42:47
Los Angeles	PIH Health Good Samaritan Hospital	11122	2:02:58
Los Angeles	PIH Health Whittier Hospital	9547	0:43:04
Los Angeles	Pomona Valley Hospital Medical Center	14098	0:42:25
Los Angeles	Providence Cedars-Sinai Tarzana Medical Center	5778	0:26:58
Los Angeles	Providence Holy Cross Medical Center	7317	0:21:41
Los Angeles	Providence Little Company of Mary Medical Center - San Pedro	5987	0:50:39
Los Angeles	Providence Little Company of Mary Medical Center - Torrance	6479	1:02:04
Los Angeles	Providence Saint John's Health Center	5919	0:39:43
Los Angeles	Providence Saint Joseph Medical Center	11732	0:31:34
Los Angeles	Ronald Reagan UCLA Medical Center	6435	1:15:42
Los Angeles	San Dimas Community Hospital	1969	0:33:40
Los Angeles	San Gabriel Valley Medical Center	2662	0:31:03
Los Angeles	Santa Monica - UCLA Medical Center	2262	0:39:11
Los Angeles	Sherman Oaks Hospital	6369	0:24:55
Los Angeles	Southern California Hospital at Culver City	4463	0:39:42
Los Angeles	St. Francis Medical Center	13131	1:16:45
Los Angeles	Torrance Memorial Medical Center	7779	1:09:18
Los Angeles	USC Verdugo Hills Medical Center	3214	0:34:19
Los Angeles	Valley Presbyterian Hospital	5363	0:20:23
Los Angeles	Wadsworth VA Medical Center (NON-BASIC)	499	0:22:00
Los Angeles	West Hills Hospital and Medical Center	7929	0:37:56
Los Angeles	Whittier Hospital Medical Center	3036	0:36:19
Marin	Kaiser Permanente, San Rafael	3897	0:13:23
Marin	Marin Health Medical Center	8012	0:14:01
Marin	Novato Community Hospital	1984	0:10:52

* EMSA calculates the weighted average for a data set by multiplying the reported 90th percentile time for a hospital by the number of offloads to that facility (all transports hold the same value or "weight"). This value is then divided by the total count of offloads for that data set period to determine a single weighted average value. This approach gives EMSA the opportunity to compare APOT times within a jurisdiction (to calculate a single monthly APOT value for a LEMSA), across the state, or across multiple months and quarters.

LEMSA	Hospital Name (as reported by LEMSA)	Q1 2021 - Q4 2021 Total Offloads	Q1 2021 - Q4 2021 Weighted Average 90th Percentile
Merced	Doctor's Medical Center Modesto	272	0:51:47
Merced	Emanuel Medical Center Turlock	2065	0:50:27
Merced	Memorial Hospital Los Banos	2482	0:38:43
Merced	Memorial Hospital North Modesto	203	0:41:45
Merced	Mercy Medical Center Merced	13963	0:58:56
Merced	Valley Children's Hospital Madera	99	0:33:41
Monterey	Community Hospital of the Monterey Peninsula	9248	0:12:00
Monterey	Mee Memorial Hospital	531	0:10:26
Monterey	Natividad Medical Center	7707	0:22:45
Monterey	Salinas Valley Memorial Hospital	7124	0:16:50
Mountain-Valley	Doctors Hospital Modesto	20397	0:32:26
Mountain-Valley	Emanuel Medical Center	6600	0:37:01
Mountain-Valley	Kaiser Hospital Modesto Medical Center	5164	0:51:27
Mountain-Valley	Memorial Medical Center	18643	0:33:46
Mountain-Valley	Oak Valley District Hospital	938	0:20:11
Napa	Children's Hospital and Research Center - Oakland	2	0:04:11
Napa	David Grant Medical Center	1	0:07:09
Napa	Kaiser Santa Rosa	114	0:22:14
Napa	Kaiser Vacaville	18	0:13:41
Napa	Kaiser Vallejo	1975	0:21:46
Napa	NorthBay Medical Center	3	0:07:20
Napa	Queen of the Valley Medical Center	6422	0:13:07
Napa	Santa Rosa Memorial Hospital	144	0:08:47
Napa	St Helena Hospital - Deer Park	672	0:10:14
Napa	Sutter Santa Rosa	7	0:17:20
Napa	Sutter Solano Hospital	218	0:18:26
North Coast	Adventist Health, Clearlake	3151	0:10:38
North Coast	Jerold Phelps Community Hospital	249	0:03:26
North Coast	Mad River Community Hospital	2170	0:02:34
North Coast	Redwood Memorial Hospital	1617	0:04:18
North Coast	Saint Joseph Hospital, Eureka	7158	0:04:59
North Coast	Sutter Coastal Hospital	1538	0:02:15
North Coast	Sutter Lakeside Hospital	1810	0:07:41
Northern California	Adventist Health Rideout	1	0:05:00
Northern California	Banner Desert Medical Center	5	0:03:43
Northern California	Banner Lassen Medical Center (20030)	2124	0:07:17
Northern California	Carson Tahoe Medical	4	0:05:36
Northern California	Coroner_PCSC	1	0:02:00
Northern California	Eastern Plumas Hospital, Portola Campus (20111)	460	0:04:33
Northern California	Enloe Medical Center, Esplanade (20122)	50	0:10:57
Northern California	Lake District Hospital	1	0:02:00
Northern California	Mayers Memorial Hospital District (20273)	47	0:11:37
Northern California	Mercy Medical Center, Redding (20284)	246	0:17:06
Northern California	Modoc Medical Center (20298)	612	0:04:09
Northern California	Northern Nevada Medical Center (20551)	5	0:09:26
Northern California	Oroville Hospital	4	0:03:45
Northern California	Plumas District Hospital (20346)	651	0:06:16
Northern California	Redwood Memorial Hospital (20367)	41	0:04:12

* EMSA calculates the weighted average for a data set by multiplying the reported 90th percentile time for a hospital by the number of offloads to that facility (all transports hold the same value or "weight"). This value is then divided by the total count of offloads for that data set period to determine a single weighted average value. This approach gives EMSA the opportunity to compare APOT times within a jurisdiction (to calculate a single monthly APOT value for a LEMSA), across the state, or across multiple months and quarters.

LEMSA	Hospital Name (as reported by LEMSA)	Q1 2021 - Q4 2021 Total Offloads	Q1 2021 - Q4 2021 Weighted Average 90th Percentile
Northern California	Renown Medical Center	114	0:11:13
Northern California	Renown Regional Medical Center (20553)	257	0:13:20
Northern California	Saint Joseph Hospital, Eureka (20454)	7	0:04:43
Northern California	Saint Mary's Regional Medical Center (61412)	112	0:10:33
Northern California	Seneca District Hospital (20412)	336	0:05:39
Northern California	Shasta Regional	3	0:05:00
Northern California	Shasta Regional Medical Center (20423)	43	0:40:44
Northern California	Sierra Nevada Memorial Hospital (20428)	1	0:08:00
Northern California	Sky Lakes Medical Center (20550)	1	0:06:00
Northern California	Solano	1	0:02:00
Northern California	St. Elizabeth Community Hospital (20445)	7	0:06:24
Northern California	Surprise Valley Community Hospital (20468)	32	0:04:07
Northern California	Tahoe Forest Hospital (20486)	37	0:06:03
Northern California	Trinity Hospital (20499)	508	0:04:55
Northern California	UC Davis Medical Center (20508)	4	0:07:24
Northern California	Veterans Administration, Reno (61588)	6	0:07:10
Orange	Anaheim Global Medical Center	3231	0:41:00
Orange	Anaheim Regional Medical Center	5154	0:41:20
Orange	Chapman Global Medical Center	734	0:12:56
Orange	Children's Hospital of Orange County	3007	0:15:27
Orange	Foothill Regional Medical Center	1165	0:34:15
Orange	Fountain Valley Regional Hospital and Medical Center	7746	0:28:10
Orange	Garden Grove Hospital & Medical Center	4654	0:30:38
Orange	Hoag Hospital Irvine	7227	0:18:02
Orange	Hoag Memorial Hospital Presbyterian	19141	0:16:12
Orange	Huntington Beach Hospital	4713	0:37:52
Orange	Kaiser Permanente - Anaheim Medical Center	5113	0:34:52
Orange	Kaiser Permanente - Irvine Medical Center	4933	0:31:17
Orange	La Palma Intercommunity Hospital	3125	0:30:37
Orange	Los Alamitos Medical Center	6910	0:48:01
Orange	Mission Hospital - Laguna Beach	3929	0:34:10
Orange	Mission Hospital Regional Medical Center	14021	0:32:42
Orange	Orange Coast Memorial Medical Center	5552	0:29:34
Orange	Orange County Global Medical Center	7845	0:26:18
Orange	Placentia Linda Hospital	4523	0:19:34
Orange	Saddleback Memorial Medical Center - Laguna Hills	9258	0:21:31
Orange	South Coast Global Medical Center	2206	0:21:59
Orange	St. Joseph Hospital	11706	0:24:19
Orange	St. Jude Medical Center	14290	0:38:45
Orange	UCI Medical Center	11528	0:32:07
Orange	West Anaheim Medical Center	7956	0:40:56
Riverside	Corona Regional Med Ctr	8841	1:01:47
Riverside	Desert Regional Med Ctr	15426	0:37:31
Riverside	Eisenhower Med Ctr	14965	0:19:47
Riverside	Hemet Valley Hospital	14133	1:18:22
Riverside	Inland Valley Med Ctr	10619	1:01:04
Riverside	JFK Hospital	7484	0:17:08
Riverside	Kaiser Hospital Riverside	3910	1:09:31

* EMSA calculates the weighted average for a data set by multiplying the reported 90th percentile time for a hospital by the number of offloads to that facility (all transports hold the same value or "weight"). This value is then divided by the total count of offloads for that data set period to determine a single weighted average value. This approach gives EMSA the opportunity to compare APOT times within a jurisdiction (to calculate a single monthly APOT value for a LEMSA), across the state, or across multiple months and quarters.

LEMSA	Hospital Name (as reported by LEMSA)	Q1 2021 - Q4 2021 Total Offloads	Q1 2021 - Q4 2021 Weighted Average 90th Percentile
Riverside	Loma Linda Univ Med Ctr Mur	6447	1:15:33
Riverside	Menifee Med Ctr	8001	1:08:01
Riverside	Moreno Valley Hospital	3431	1:27:15
Riverside	Palo Verde Hospital	1853	0:16:07
Riverside	Parkview Community Hospital	6973	0:52:54
Riverside	Rancho Springs Med Ctr	6310	0:54:25
Riverside	Riverside Community Hospital	17505	1:11:58
Riverside	Riverside University Health System	18309	0:33:46
Riverside	San Geronio Mem Hospital	7284	0:53:47
Riverside	Temecula Valley Hospital	6832	0:47:13
Sacramento	Kaiser Morse	18061	0:47:43
Sacramento	Kaiser Roseville	7577	0:57:33
Sacramento	Kaiser South	17722	0:54:55
Sacramento	Mercy General	9624	1:04:51
Sacramento	Mercy of Folsom	6689	0:26:36
Sacramento	Mercy San Juan	17943	1:20:41
Sacramento	Methodist	9512	1:06:22
Sacramento	Out of area hopitals	835	0:26:05
Sacramento	Sutter Roseville	13124	1:19:35
Sacramento	Sutter Sacramento	7350	0:58:07
Sacramento	UC Davis	13996	1:13:41
Sacramento	VA Hospital	2157	0:20:21
San Benito	Hazel Hawkins	2110	0:09:13
San Benito	Natividad Medical Center	73	0:11:40
San Benito	Salinas Valley Memorial Hospital	19	0:09:17
San Benito	St. Louise Regional Hospital	12	0:09:22
San Benito	Watsonville Community Hospital	6	0:09:47
San Diego	Alvarado Hospital Medical Center	4666	0:31:08
San Diego	Kaiser San Diego Medical Center	3994	0:35:55
San Diego	Kaiser Zion Medical Center	5765	0:37:35
San Diego	Naval Medical Center, San Diego	1038	0:15:49
San Diego	Palomar Medical Center	13001	0:43:16
San Diego	Palomar Medical Center-Poway	2290	0:53:30
San Diego	Paradise Valley Hospital	1276	0:57:35
San Diego	Rady Childrens Hospital	1275	0:29:49
San Diego	Scripps Memorial Encinitas	7135	0:36:19
San Diego	Scripps Memorial La Jolla	11836	0:21:32
San Diego	Scripps Mercy Chula Vista	5357	0:43:19
San Diego	Scripps Mercy San Diego	7297	0:42:11
San Diego	Sharp Chula Vista Medical Center	8448	0:45:05
San Diego	Sharp Coronado Hospital	540	0:27:36
San Diego	Sharp Grossmont Hospital	16191	0:46:55
San Diego	Sharp Memorial Hospital	15374	0:29:53
San Diego	Temecula Valley Hospital	2188	0:52:56
San Diego	Tri-City Medical Center	7880	0:46:42
San Diego	UCSD La Jolla-Thornton	1725	0:36:31
San Diego	UCSD Medical Center	7573	0:42:11
San Francisco	Chinese Hospital	1109	0:18:43

* EMSA calculates the weighted average for a data set by multiplying the reported 90th percentile time for a hospital by the number of offloads to that facility (all transports hold the same value or "weight"). This value is then divided by the total count of offloads for that data set period to determine a single weighted average value. This approach gives EMSA the opportunity to compare APOT times within a jurisdiction (to calculate a single monthly APOT value for a LEMSA), across the state, or across multiple months and quarters.

LEMSA	Hospital Name (as reported by LEMSA)	Q1 2021 - Q4 2021 Total Offloads	Q1 2021 - Q4 2021 Weighted Average 90th Percentile
San Francisco	CPMC Davies Campus Hospital	4805	0:31:14
San Francisco	CPMC Mission Bernal Campus	6864	0:37:28
San Francisco	CPMC-Van Ness	9675	0:36:13
San Francisco	Kaiser Permanente, San Francisco	6549	0:25:09
San Francisco	Saint Francis Memorial Hospital	10590	0:21:50
San Francisco	Seton Medical Center	126	0:22:59
San Francisco	South San Francisco Kaiser	167	0:18:47
San Francisco	St. Mary's Medical Center	5436	0:29:01
San Francisco	UCSF Medical Center - Benioff	158	0:20:55
San Francisco	UCSF Medical Center at Parnassus	11054	0:38:47
San Francisco	UCSF-Mission Bay	80	0:20:14
San Francisco	Veterans Administration Medical Center, San Francisco	1159	0:19:57
San Francisco	Zuckerberg San Francisco General Hospital	15284	0:27:22
San Joaquin	Adventist Lodi Memorial Hospital	7773	0:33:36
San Joaquin	Dameron Hospital	6337	0:35:29
San Joaquin	Doctors Hospital of Manteca	4110	0:26:31
San Joaquin	Kaiser Hospital, Manteca	3454	0:32:11
San Joaquin	San Joaquin General Hospital	13715	0:43:24
San Joaquin	St. Joseph's Medical Center	24925	0:40:15
San Joaquin	Sutter Tracy Community Hospital	4041	0:35:58
San Luis Obispo	Arroyo Grande Community Hospital	2711	0:12:28
San Luis Obispo	French Hospital Medical Center	3023	0:12:58
San Luis Obispo	Marian Medical Center (Santa Barbara Co)	1487	0:13:22
San Luis Obispo	Sierra Vista Regional Medical Center	4058	0:14:02
San Luis Obispo	Twin Cities Community Hospital	3699	0:13:40
San Mateo	Cal Pacific - Davies	11	0:17:34
San Mateo	Dominican	13	0:07:37
San Mateo	Eden	10	0:06:04
San Mateo	El Camino	7	0:09:34
San Mateo	Kaiser Redwood City	4211	0:09:40
San Mateo	Kaiser San Francisco	31	0:12:27
San Mateo	Kaiser South San Francisco	3088	0:11:33
San Mateo	Mills-Peninsula	10735	0:14:49
San Mateo	Palo Alto Veterans	322	0:09:39
San Mateo	San Mateo Medical Center	3189	0:09:29
San Mateo	Santa Clara Valley Medical Center	17	0:09:47
San Mateo	Sequoia	2426	0:09:26
San Mateo	Seton	3214	0:12:01
San Mateo	Seton Coastside	2	0:11:49
San Mateo	St. Luke's	2	0:06:37
San Mateo	Stanford University Hospital	6251	0:09:19
San Mateo	UC San Francisco	69	0:24:37
San Mateo	Zuckerberg San Francisco General	900	0:17:44
Santa Barbara	Goleta Valley Cottage Hospital	1555	0:12:11
Santa Barbara	Lompoc Valley Medical Center	3039	0:12:00
Santa Barbara	Marian Regional Medical Center	8342	0:13:29
Santa Barbara	Santa Barbara Cottage Hospital	12260	0:15:34
Santa Barbara	Santa Ynez Valley Cottage Hospital	1112	0:12:02

* EMSA calculates the weighted average for a data set by multiplying the reported 90th percentile time for a hospital by the number of offloads to that facility (all transports hold the same value or "weight"). This value is then divided by the total count of offloads for that data set period to determine a single weighted average value. This approach gives EMSA the opportunity to compare APOT times within a jurisdiction (to calculate a single monthly APOT value for a LEMSA), across the state, or across multiple months and quarters.

LEMSA	Hospital Name (as reported by LEMSA)	Q1 2021 - Q4 2021 Total Offloads	Q1 2021 - Q4 2021 Weighted Average 90th Percentile
Santa Clara	El Camino Hospital	7027	0:15:31
Santa Clara	El Camino Hospital Los Gatos	1220	0:09:28
Santa Clara	Good Samaritan Hospital	6715	0:21:02
Santa Clara	Kaiser San Jose	6168	0:21:50
Santa Clara	Kaiser Santa Clara	6336	0:26:47
Santa Clara	O'Connor Hospital	8065	0:16:44
Santa Clara	Regional Medical Center	9935	0:23:13
Santa Clara	Saint Louise Regional Hospital	3173	0:12:41
Santa Clara	Santa Clara Valley Medical Center	11205	0:48:19
Santa Clara	Stanford Health Care	4481	0:09:59
Santa Cruz	Community Hospital of the Monterey Peninsula	1	0:09:01
Santa Cruz	Dominican Hospital, Santa Cruz	10265	0:22:06
Santa Cruz	Good Samaritan Hospital, San Jose	29	0:20:34
Santa Cruz	Natividad Medical Center	144	0:12:50
Santa Cruz	Regional Medical Center of San Jose	3	0:22:57
Santa Cruz	Salinas Valley Memorial Hospital	50	0:16:58
Santa Cruz	Santa Clara Valley Medical Center	181	0:13:25
Santa Cruz	Stanford Health Care	2	0:08:19
Santa Cruz	Watsonville Community Hospital	3261	0:18:31
Sierra-Sacramento Valley	Adventist Health +Rideout	18462	0:14:17
Sierra-Sacramento Valley	Colusa Medical Center	664	0:09:16
Sierra-Sacramento Valley	Enloe Medical Center	14849	0:08:55
Sierra-Sacramento Valley	Fairchild Medical Center	2264	0:03:47
Sierra-Sacramento Valley	Glenn Medical Center	741	0:05:27
Sierra-Sacramento Valley	Kaiser Roseville Medical Center	8369	0:58:43
Sierra-Sacramento Valley	Mayers Memorial Hospital District	470	0:05:47
Sierra-Sacramento Valley	Mercy Medical Center Mt. Shasta	1762	0:05:00
Sierra-Sacramento Valley	Mercy Medical Center Redding	12935	0:20:43
Sierra-Sacramento Valley	Orchard Hospital	748	0:10:14
Sierra-Sacramento Valley	Oroville Hospital	7733	0:16:24
Sierra-Sacramento Valley	Shasta Regional Medical Center	6779	0:39:49
Sierra-Sacramento Valley	Sierra Nevada Memorial Hospital	5509	0:06:21
Sierra-Sacramento Valley	St. Elizabeth Community Hospital	5353	0:12:41
Sierra-Sacramento Valley	Sutter Auburn Faith Hospital	4831	0:15:18
Sierra-Sacramento Valley	Sutter Roseville Medical Center	16269	0:36:24
Sierra-Sacramento Valley	Tahoe Forest Hospital	1673	0:06:13
Solano	Children's Hospital Oakland (20059)	16	0:18:59
Solano	Contra Costa Regional (20087)	17	0:24:48
Solano	David Grant Medical Center (62054)	710	0:19:27
Solano	John Muir Concord (20179)	320	0:21:39
Solano	John Muir Walnut Creek (20180)	171	0:20:45
Solano	Kaiser Antioch (20214)	290	0:39:59
Solano	Kaiser Vacaville (20216)	7051	0:23:56
Solano	Kaiser Vallejo (20193)	6007	0:21:25
Solano	Kaiser Walnut Creek (20208)	26	0:21:19
Solano	Lodi Memorial (65057)	111	0:27:54
Solano	NorthBay Medical Center (20309)	7051	0:23:56
Solano	NorthBay VacaValley (20310)	4665	0:17:29

* EMSA calculates the weighted average for a data set by multiplying the reported 90th percentile time for a hospital by the number of offloads to that facility (all transports hold the same value or "weight"). This value is then divided by the total count of offloads for that data set period to determine a single weighted average value. This approach gives EMSA the opportunity to compare APOT times within a jurisdiction (to calculate a single monthly APOT value for a LEMSA), across the state, or across multiple months and quarters.

LEMSA	Hospital Name (as reported by LEMSA)	Q1 2021 - Q4 2021 Total Offloads	Q1 2021 - Q4 2021 Weighted Average 90th Percentile
Solano	Queen of the Valley (20362)	38	0:17:17
Solano	Sutter Davis (20473)	465	0:26:25
Solano	Sutter Delta (20474)	230	0:41:44
Solano	Sutter Solano (20482)	5034	0:22:34
Solano	UC Davis	9	1:09:22
Solano	Woodland Memorial Hospital (20533)	26	0:24:01
Tuolumne	Adventist Health- Sonora	4867	0:08:20
Ventura	Adventist Health Simi Valley (Formerly Simi Valley Hospital)	6561	0:19:11
Ventura	Community Memorial Hospital, San Buenaventura	6247	0:21:48
Ventura	Los Robles Hospital and Medical Center	8420	0:27:29
Ventura	Ojai Valley Hospital	1228	0:16:41
Ventura	St. John's Pleasant Valley Hospital	4630	0:16:41
Ventura	St. John's Regional Medical Center	11316	0:21:00
Ventura	Ventura County Medical Center	4222	0:23:08
Ventura	Ventura County Medical Center - Santa Paula Hospital	2026	0:18:22
Yolo	KAISER HOSP NORTH SACRAMENTO	528	0:51:18
Yolo	KAISER HOSP SOUTH SACRAMENTO	573	1:06:16
Yolo	KAISER VACAVILLE HOSPITAL	1147	0:22:58
Yolo	MERCY GENERAL HOSPITAL	765	0:58:42
Yolo	SUTTER DAVIS HOSPITAL	3416	0:33:22
Yolo	SUTTER MEDICAL CENTER SACRAMENTO	1802	1:18:54
Yolo	UC DAVIS MEDICAL CENTER	1874	1:23:20
Yolo	WOODLAND MEMORIAL HOSPITAL	4266	0:29:48

APOT – 2 Offload Averages

*The Lowest Estimated Monthly Hours of Delay (20 Minutes or Greater) is calculated by multiplying the monthly average offload in each time interval (excluding <20 Minutes) by the lowest minute threshold of each interval.

The Sum of:

- Monthly Average Offloads 20-60 Minutes multiplied by 20 minutes
- Monthly Average Offloads 60-120 Minutes multiplied by 60 minutes
- Monthly Average Offloads 120-180 Minutes multiplied by 120 minutes
- Monthly Average Offloads >180 Minutes multiplied by 180 minutes.

The total number of minutes is then divided by 60 to determine the Lowest Estimated Monthly Hours of Delay. This is the most conservative estimate of the total hours of delay. This number can be multiplied by the LEMSA's ambulance unit/hour utilization rate to determine the cost to the prehospital setting (or Local EMS System) because of offload delays. A short survey with minimal LEMSA response/participation back in 2019 determined the average was roughly 155/hr.

LEMSA	Hospital Name (as reported by LEMSA)	Months Represented	Total Offloads <20 Minutes	Total Offloads 20-60 Minutes	Total Offloads 60-120 Minutes	Total Offloads 120-180 Minutes	Total Offloads >180 Minutes	Monthly Average Offloads <20 Minutes	Monthly Average Offloads 20-60 Minutes	Monthly Average Offloads 60-120 Minutes	Monthly Average Offloads 120-180 Minutes	Monthly Average Offloads >180 Minutes	Lowest Estimated Monthly Hours of Delay (20 minutes or greater)
Alameda	Alameda Hospital	12	2422	449	46	19	83	201.83	37.42	3.83	1.58	6.92	40.22
Alameda	Alta Bates Medical Center - Berkeley	12	3533	1702	151	15	88	294.42	141.83	12.58	1.25	7.33	84.36
Alameda	Alta Bates Medical Center - Summit	12	7811	5348	428	48	226	650.92	445.67	35.67	4.00	18.83	248.72
Alameda	Children's Hospital Oakland	12	865	270	18	0	13	72.08	22.50	1.50	0.00	1.08	12.25
Alameda	Eden	12	5122	4122	1163	121	127	426.83	343.50	96.92	10.08	10.58	263.33
Alameda	Highland	12	6691	6096	836	99	243	557.58	508.00	69.67	8.25	20.25	316.25
Alameda	John George	12	1015	1613	403	28	28	84.58	134.42	33.58	2.33	2.33	90.06
Alameda	Kaiser - Walnut Creek	12	2036	594	11	3	21	169.67	49.50	0.92	0.25	1.75	23.17
Alameda	Kaiser Fremont	12	3915	1554	252	29	101	326.25	129.50	21.00	2.42	8.42	94.25
Alameda	Kaiser Oakland	12	4294	3299	471	63	110	357.83	274.92	39.25	5.25	9.17	168.89
Alameda	Kaiser San Leandro	12	4308	3239	498	34	125	359.00	269.92	41.50	2.83	10.42	168.39
Alameda	San Leandro Hospital	12	2985	2486	327	32	78	248.75	207.17	27.25	2.67	6.50	121.14
Alameda	St. Rose	12	2571	1891	423	91	79	214.25	157.58	35.25	7.58	6.58	122.69
Alameda	ValleyCare	12	4014	1926	648	131	87	334.50	160.50	54.00	10.92	7.25	151.08
Alameda	Washington Hospital	12	6731	2658	245	30	171	560.92	221.50	20.42	2.50	14.25	142.00
Alameda	Willow Rock Center	12	60	41	2	0	1	5.00	3.42	0.17	0.00	0.08	1.56
Central California	Adventist Medical Center - Hanford	12	6426	2531	323	33	19	535.50	210.92	26.92	2.75	1.58	107.47
Central California	Adventist Medical Center - Reedley	12	867	197	13	4	4	72.25	16.42	1.08	0.33	0.33	8.22
Central California	Adventist Medical Center - Selma	12	1610	416	56	10	3	134.17	34.67	4.67	0.83	0.25	18.64
Central California	Adventist Medical Center - Tulare	12	190	64	18	4	4	15.83	5.33	1.50	0.33	0.33	4.94
Central California	Clovis Community Hospital	12	6024	6747	966	390	775	502.00	562.25	80.50	32.50	64.58	526.67
Central California	Coalinga Hospital	12	412	107	7	0	0	34.33	8.92	0.58	0.00	0.00	3.56
Central California	Community Regional Medical Center	12	13473	14488	5003	1549	1407	1122.75	1207.33	416.92	129.08	117.25	1429.28
Central California	Kaiser Hospital - Fresno	12	5144	2699	483	73	35	428.67	224.92	40.25	6.08	2.92	136.14
Central California	Kaweah Delta Medical Center	12	5999	7517	1963	449	358	499.92	626.42	163.58	37.42	29.83	536.72
Central California	Madera Community Hospital	12	3617	1092	230	38	28	301.42	91.00	19.17	3.17	2.33	62.83
Central California	Saint Agnes medical Center	12	9588	14174	907	70	86	799.00	1181.17	75.58	5.83	7.17	502.47
Central California	Sierra View District Hospital	12	1728	2790	682	120	129	144.00	232.50	56.83	10.00	10.75	186.58
Central California	Valley Childrens Hospital	12	2816	240	19	4	0	234.67	20.00	1.58	0.33	0.00	8.92
Central California	Veterans Administration Medical Center	12	2013	341	6	2	0	167.75	28.42	0.50	0.17	0.00	10.31
Coastal Valleys	Adventist Health Howard Memorial	12	1246	10	0	0	0	103.83	0.83	0.00	0.00	0.00	0.28
Coastal Valleys	Adventist Health Mendocino Coast Hospital	12	1426	3	0	0	0	118.83	0.25	0.00	0.00	0.00	0.08
Coastal Valleys	Adventist Health Ukiah Memorial	12	3114	8	0	0	0	259.50	0.67	0.00	0.00	0.00	0.22
Coastal Valleys	Healdsburg District Hospital	12	741	2	0	0	0	61.75	0.17	0.00	0.00	0.00	0.06
Coastal Valleys	Kaiser Santa Rosa	12	7268	634	79	49	6	605.67	52.83	6.58	4.08	0.50	33.86
Coastal Valleys	Petaluma Valley Hospital	12	3495	233	26	13	4	291.25	19.42	2.17	1.08	0.33	11.81
Coastal Valleys	Santa Rosa Memorial	12	11063	1328	113	86	13	921.92	110.67	9.42	7.17	1.08	63.89
Coastal Valleys	Sonoma Valley Hospital	12	1825	15	2	1	0	152.08	1.25	0.17	0.08	0.00	0.75
Coastal Valleys	Sutter Santa Rosa	12	5745	1124	105	42	7	478.75	93.67	8.75	3.50	0.58	48.72
Contra Costa	Alameda County Medical Center	12	98	91	9	0	1	8.17	7.58	0.75	0.00	0.08	3.53
Contra Costa	Alta Bates	12	477	1354	133	14	0	39.75	112.83	11.08	1.17	0.00	51.03
Contra Costa	Childrens Oakland	12	258	177	3	1	0	21.50	14.75	0.25	0.08	0.00	5.33
Contra Costa	Contra Costa County Psychiatric Emergency	12	1543	2744	564	59	18	128.58	228.67	47.00	4.92	1.50	137.56
Contra Costa	Contra Costa Regional	12	1129	1261	127	12	2	94.08	105.08	10.58	1.00	0.17	48.11
Contra Costa	Eden	11	3701	1918	44	0	0	336.45	174.36	4.00	0.00	0.00	62.12
Contra Costa	John Muir - Concord	12	7149	3661	91	3	0	595.75	305.08	7.58	0.25	0.00	109.78
Contra Costa	John Muir - Walnut Creek	12	5106	4591	291	28	10	425.50	382.58	24.25	2.33	0.83	158.94
Contra Costa	Kaiser Antioch	12	1909	2620	225	14	5	159.08	218.33	18.75	1.17	0.42	95.11
Contra Costa	Kaiser Oakland	12	1732	3839	301	19	3	144.33	319.92	25.08	1.58	0.25	135.64
Contra Costa	Kaiser Richmond	12	2067	3838	153	19	8	172.25	319.83	12.75	1.58	0.67	124.53
Contra Costa	Kaiser Vallejo	12	2165	2268	17	1	0	180.42	189.00	1.42	0.08	0.00	64.58
Contra Costa	Kaiser Walnut Creek	12	1989	1862	16	0	0	165.75	155.17	1.33	0.00	0.00	53.06
Contra Costa	Marin General	12	1086	188	14	0	0	90.50	15.67	1.17	0.00	0.00	6.39

*The Lowest Estimated Monthly Hours of Delay (20 Minutes or Greater) is calculated by multiplying the monthly average offload in each time interval (excluding <20 Minutes) by the lowest minute threshold of each interval.

The Sum of:

- Monthly Average Offloads 20-60 Minutes multiplied by 20 minutes
- Monthly Average Offloads 60-120 Minutes multiplied by 60 minutes
- Monthly Average Offloads 120-180 Minutes multiplied by 120 minutes
- Monthly Average Offloads >180 Minutes multiplied by 180 minutes.

The total number of minutes is then divided by 60 to determine the Lowest Estimated Monthly Hours of Delay. This is the most conservative estimate of the total hours of delay. This number can be multiplied by the LEMSA's ambulance unit/hour utilization rate to determine the cost to the prehospital setting (or Local EMS System) because of offload delays. A short survey with minimal LEMSA response/participation back in 2019 determined the average was roughly 155/hr.

Contra Costa	Other - Out of County	12	1538	1599	509	51	16	128.17	133.25	42.42	4.25	1.33	99.33
Contra Costa	San Ramon Regional	12	778	37	3	0	1	64.83	3.08	0.25	0.00	0.08	1.53
Contra Costa	Summit	12	188	380	30	2	0	15.67	31.67	2.50	0.17	0.00	13.39
Contra Costa	Sutter Delta	12	4002	5517	799	79	8	333.50	459.75	66.58	6.58	0.67	235.00
Contra Costa	Sutter Solano	12	96	81	2	0	0	8.00	6.75	0.17	0.00	0.00	2.42
Contra Costa	Valley Care	10	5	2	0	0	0	0.50	0.20	0.00	0.00	0.00	0.07
El Dorado	BARTON MEM HOS - \$ LAKE TAHOE	12	1978	55	0	0	0	164.83	4.58	0.00	0.00	0.00	1.53
El Dorado	Carson Tahoe Reginal Medical Center	12	21	1	0	0	0	1.75	0.08	0.00	0.00	0.00	0.03
El Dorado	KAISER - SOUTH SACRAMENTO	12	12	11	0	0	0	1.00	0.92	0.00	0.00	0.00	0.31
El Dorado	KAISER HOSPITAL - ROSEVILLE	12	470	178	59	14	0	39.17	14.83	4.92	1.17	0.00	12.19
El Dorado	Kaiser Permanente, Sacramento Medical Center	3	6	1	0	0	0	2.00	0.33	0.00	0.00	0.00	0.11
El Dorado	Marshall Medical Center	12	5963	38	3	0	0	496.92	3.17	0.25	0.00	0.00	1.31
El Dorado	Mercy General Hospital	12	11	3	0	0	0	0.92	0.25	0.00	0.00	0.00	0.08
El Dorado	Mercy Hospital Folsom	12	1911	230	26	1	0	159.25	19.17	2.17	0.08	0.00	8.72
El Dorado	Mercy San Juan Medical Center	11	11	6	1	0	1	1.00	0.55	0.09	0.00	0.09	0.55
El Dorado	RENOWN REGIONAL MEDICAL CENTER	12	41	0	0	0	0	3.42	0.00	0.00	0.00	0.00	0.00
El Dorado	SUTTER AUBURN FAITH HOSPITAL	12	138	3	0	0	0	11.50	0.25	0.00	0.00	0.00	0.08
El Dorado	Sutter Medical Center	12	37	7	0	0	0	3.08	0.58	0.00	0.00	0.00	0.19
El Dorado	SUTTER ROSEVILLE MEDICAL CENTER	12	162	16	0	0	0	13.50	1.33	0.00	0.00	0.00	0.44
El Dorado	Tahoe Forest Hospital	12	60	0	0	0	0	5.00	0.00	0.00	0.00	0.00	0.00
El Dorado	U.C. DAVIS MEDICAL CENTER	12	221	25	6	1	0	18.42	2.08	0.50	0.08	0.00	1.36
El Dorado	VA - SACRAMENTO VA MEDICAL CENTER (MATHER)	12	14	0	0	0	0	1.17	0.00	0.00	0.00	0.00	0.00
Imperial	El Centro Regional Medical Center	6	1798	359	35	4	0	299.67	59.83	5.83	0.67	0.00	27.11
Imperial	Pioneers Memorial Hospital	6	1296	151	10	0	1	216.00	25.17	1.67	0.00	0.17	10.56
Inland Counties	Arrowhead Regional Medical Center	12	8821	3019	383	28	12	735.08	251.58	31.92	2.33	1.00	123.44
Inland Counties	Barstow Community Hospital	12	4509	252	11	0	0	375.75	21.00	0.92	0.00	0.00	7.92
Inland Counties	Bear Valley Community Healthcare District	12	1688	106	8	0	0	140.67	8.83	0.67	0.00	0.00	3.61
Inland Counties	Chino Valley Medical Center	12	3183	735	49	5	2	265.25	61.25	4.08	0.42	0.17	25.83
Inland Counties	Colorado River Medical Center	12	760	2	1	0	0	63.33	0.17	0.08	0.00	0.00	0.14
Inland Counties	Community Hospital Of San Bernardino	12	2584	3481	478	45	13	215.33	290.08	39.83	3.75	1.08	147.28
Inland Counties	Desert Valley Hospital	12	2930	5303	1772	324	104	244.17	441.92	147.67	27.00	8.67	374.97
Inland Counties	Hi - Desert Medical Center	12	4862	365	21	0	0	405.17	30.42	1.75	0.00	0.00	11.89
Inland Counties	Kaiser Permanente, Fontana	12	7360	5692	764	73	11	613.33	474.33	63.67	6.08	0.92	236.69
Inland Counties	Kaiser Permanente, Ontario	12	4028	3152	280	21	4	335.67	262.67	23.33	1.75	0.33	115.39
Inland Counties	Loma Linda University Children's Hospital	3	67	29	7	0	0	22.33	9.67	2.33	0.00	0.00	5.56
Inland Counties	Loma Linda University Medical Center	12	7843	6547	1399	186	42	653.58	545.58	116.58	15.50	3.50	339.94
Inland Counties	Mammoth Hospital	12	698	8	2	0	0	58.17	0.67	0.17	0.00	0.00	0.39
Inland Counties	Montclair Hospital Medical Center	12	2160	448	42	14	3	180.00	37.33	3.50	1.17	0.25	19.03
Inland Counties	Mountains Community Hospital	12	884	34	2	0	0	73.67	2.83	0.17	0.00	0.00	1.11
Inland Counties	Northern Inyo Hospital	12	746	88	3	0	0	62.17	7.33	0.25	0.00	0.00	2.69
Inland Counties	Redlands Community Hospital	12	3893	4685	946	98	18	324.42	390.42	78.83	8.17	1.50	229.81
Inland Counties	San Antonio Regional Hospital	12	8673	8896	722	55	13	722.75	741.33	60.17	4.58	1.08	319.69
Inland Counties	Southern Inyo Hospital	12	216	8	0	0	0	18.00	0.67	0.00	0.00	0.00	0.22
Inland Counties	St. Bernardine Medical Center	12	3468	7281	2194	373	95	289.00	606.75	182.83	31.08	7.92	471.00
Inland Counties	St. Mary Medical Center	12	2368	7104	2948	422	107	197.33	592.00	245.67	35.17	8.92	540.08
Inland Counties	Veterans Administration Loma Linda Healthcar	12	856	232	17	2	0	71.33	19.33	1.42	0.17	0.00	8.19
Inland Counties	Victor Valley Global Medical Center	12	2397	4467	1371	157	45	199.75	372.25	114.25	13.08	3.75	275.75
Inland Counties	Weed Army Community Hospital (Wach) - Ft Ir	12	307	0	0	0	0	25.58	0.00	0.00	0.00	0.00	0.00
Kern	Adventist Health Bakersfield	12	3881	11167	1410	153	34	323.42	930.58	117.50	12.75	2.83	461.69
Kern	Adventist Health Tehachapi	12	1746	868	83	12	14	145.50	72.33	6.92	1.00	1.17	36.53
Kern	Bakersfield Heart Hospital	12	892	1411	163	34	8	74.33	117.58	13.58	2.83	0.67	60.44
Kern	Bakersfield Memorial Hospital	12	5028	7700	1326	246	95	419.00	641.67	110.50	20.50	7.92	389.14
Kern	Delano Regional Medical Center	12	385	433	52	3	4	32.08	36.08	4.33	0.25	0.33	17.86
Kern	Kern Medical	12	4748	7018	354	9	3	395.67	584.83	29.50	0.75	0.25	226.69
Kern	Kern Valley Hospital	12	933	348	70	19	18	77.75	29.00	5.83	1.58	1.50	23.17
Kern	Mercy Downtown	12	1768	3130	349	59	18	147.33	260.83	29.08	4.92	1.50	130.36
Kern	Mercy Southwest Hospital	12	1985	2966	333	44	19	165.42	247.17	27.75	3.67	1.58	122.22
Kern	Ridgecrest Regional Hospital	12	1576	283	67	16	15	131.33	23.58	5.58	1.33	1.25	19.86
Los Angeles	Adventist Health--Glendale	12	7561	1254	206	35	7	630.08	104.50	17.17	2.92	0.58	59.58
Los Angeles	Adventist Health--White Memorial	12	2152	734	113	17	8	179.33	61.17	9.42	1.42	0.67	34.64
Los Angeles	Alhambra Hospital Medical Center	12	2439	222	11	3	2	203.25	18.50	0.92	0.25	0.17	8.08

*The Lowest Estimated Monthly Hours of Delay (20 Minutes or Greater) is calculated by multiplying the monthly average offload in each time interval (excluding <20 Minutes) by the lowest minute threshold of each interval.

The Sum of:

- Monthly Average Offloads 20-60 Minutes multiplied by 20 minutes
- Monthly Average Offloads 60-120 Minutes multiplied by 60 minutes
- Monthly Average Offloads 120-180 Minutes multiplied by 120 minutes
- Monthly Average Offloads >180 Minutes multiplied by 180 minutes.

The total number of minutes is then divided by 60 to determine the Lowest Estimated Monthly Hours of Delay. This is the most conservative estimate of the total hours of delay. This number can be multiplied by the LEMSA's ambulance unit/hour utilization rate to determine the cost to the prehospital setting (or Local EMS System) because of offload delays. A short survey with minimal LEMSA response/participation back in 2019 determined the average was roughly 155/hr.

Los Angeles	Antelope Valley Hospital	12	8695	9472	1780	613	465
Los Angeles	Beverly Hospital	12	4843	794	66	6	0
Los Angeles	Catalina Island Medical Center	12	148	6	2	0	0
Los Angeles	Cedars Sinai Medical Center	12	9802	6063	536	34	1
Los Angeles	Cedars-Sinai Marina Del Rey Hospital	12	4194	2858	283	28	4
Los Angeles	Centinela Hospital Medical Center	12	7012	9506	1407	375	190
Los Angeles	Children's Hospital Los Angeles	12	916	100	3	1	0
Los Angeles	Coast Plaza Hospital	12	2060	579	156	56	29
Los Angeles	College Medical Center	12	3208	1152	182	40	19
Los Angeles	Community Hospital of Huntington Park	12	2856	2144	352	42	17
Los Angeles	Dignity Health--California Hospital Medical Center	12	4881	3496	516	44	3
Los Angeles	Dignity Health--Glendale Memorial Hospital Medical Center	12	3944	523	52	4	0
Los Angeles	Dignity Health--Northridge Hospital Medical Center	12	9841	2342	63	1	0
Los Angeles	Dignity Health--St. Mary Medical Center	12	6170	2019	375	43	12
Los Angeles	East Los Angeles Doctors Hospital	12	2142	560	55	5	3
Los Angeles	Emanate Health Foothill Presbyterian Hospital	12	3090	1031	229	56	26
Los Angeles	Emanate Health Inter-Community Hospital	12	3269	1186	251	44	21
Los Angeles	Emanate Health Queen of the Valley Campus	12	4485	1510	331	101	66
Los Angeles	Encino Hospital Medical Center	12	1382	97	9	0	1
Los Angeles	Garfield Medical Center	12	2524	161	41	6	8
Los Angeles	Greater El Monte Community Hospital	12	2662	745	127	25	7
Los Angeles	Henry Mayo Newhall Hospital	12	7386	3613	326	22	12
Los Angeles	Hollywood Presbyterian Medical Center	12	6744	2551	227	24	10
Los Angeles	Huntington Hospital	12	7853	1509	235	52	17
Los Angeles	Hyperbaric Chamber (NON-BASIC)	3	1	0	0	0	0
Los Angeles	Kaiser Foundation - Baldwin Park	12	2204	1226	267	54	30
Los Angeles	Kaiser Foundation - Bellflower	12	2341	1749	338	102	58
Los Angeles	Kaiser Foundation - Los Angeles	12	2106	1241	115	8	1
Los Angeles	Kaiser Foundation - Panorama City	12	2843	1611	65	4	0
Los Angeles	Kaiser Foundation - South Bay	12	3161	2333	231	45	17
Los Angeles	Kaiser Foundation - West Los Angeles	12	3670	2604	166	8	1
Los Angeles	Kaiser Foundation - Woodland Hills	12	3061	1434	193	36	10
Los Angeles	Keck Hospital of USC	3	1	0	0	0	0
Los Angeles	LAC Harbor-UCLA Medical Center	12	7372	3468	561	124	56
Los Angeles	LAC Olive Medical Center	12	2871	729	86	14	2
Los Angeles	LAC+USC Medical Center	12	15827	7164	370	19	2
Los Angeles	Lakewood Regional Medical Center	12	3345	1591	611	248	148
Los Angeles	Long Beach V.A. (NON-BASIC)	6	43	49	8	0	0
Los Angeles	Los Angeles Community Hospital - Olympic	6	4	1	0	0	0
Los Angeles	Los Angeles Community Hospital at Norwalk	12	941	190	51	7	2
Los Angeles	Martin Luther King, Jr. Community Hospital	12	3341	3239	534	63	11
Los Angeles	Memorial Care Long Beach Medical Center	12	6712	1554	405	140	79
Los Angeles	Memorial Hospital of Gardena	12	5290	4134	540	74	20
Los Angeles	Methodist Hospital of Southern California	12	6957	1630	273	44	19
Los Angeles	Mission Community Hospital	12	2897	657	12	1	0
Los Angeles	Monterey Park Hospital	12	928	75	13	1	3
Los Angeles	Olympia Medical Center	6	320	83	2	0	1
Los Angeles	Pacifica Hospital of the Valley	12	2628	379	23	5	0
Los Angeles	Palmdale Regional Medical Center	12	3427	4447	1229	460	466
Los Angeles	PIH Health Downey Hospital	12	4242	1292	230	60	21
Los Angeles	PIH Health Good Samaritan Hospital	12	7266	3651	196	9	0
Los Angeles	PIH Health Whittier Hospital	12	6104	2987	391	56	9
Los Angeles	Pomona Valley Hospital Medical Center	12	9999	3412	528	102	57
Los Angeles	Providence Cedars-Sinai Tarzana Medical Center	12	4448	1298	30	2	0
Los Angeles	Providence Holy Cross Medical Center	12	6387	888	40	2	0
Los Angeles	Providence Little Company of Mary Medical Center - San Pedro	12	3464	2112	359	43	9
Los Angeles	Providence Little Company of Mary Medical Center - Torrance	12	3130	2601	619	102	27
Los Angeles	Providence Saint John's Health Center	12	3801	1864	210	39	5
Los Angeles	Providence Saint Joseph Medical Center	12	8415	3187	128	2	0
Los Angeles	Ronald Reagan UCLA Medical Center	12	5000	1298	113	16	8
Los Angeles	San Dimas Community Hospital	12	1639	248	49	18	15

724.58	789.33	148.33	51.08	38.75	629.86
403.58	66.17	5.50	0.50	0.00	28.56
12.33	0.50	0.17	0.00	0.00	0.33
816.83	505.25	44.67	2.83	0.08	219.00
349.50	238.17	23.58	2.33	0.33	108.64
584.33	792.17	117.25	31.25	15.83	491.31
76.33	8.33	0.25	0.08	0.00	3.19
171.67	48.25	13.00	4.67	2.42	45.67
267.33	96.00	15.17	3.33	1.58	58.58
238.00	178.67	29.33	3.50	1.42	100.14
406.75	291.33	43.00	3.67	0.25	148.19
328.67	43.58	4.33	0.33	0.00	19.53
820.08	195.17	5.25	0.08	0.00	70.47
514.17	168.25	31.25	3.58	1.00	97.50
178.50	46.67	4.58	0.42	0.25	21.72
257.50	85.92	19.08	4.67	2.17	63.56
272.42	98.83	20.92	3.67	1.75	66.44
373.75	125.83	27.58	8.42	5.50	102.86
115.17	8.08	0.75	0.00	0.08	3.69
210.33	13.42	3.42	0.50	0.67	10.89
221.83	62.08	10.58	2.08	0.58	37.19
615.50	301.08	27.17	1.83	1.00	134.19
562.00	212.58	18.92	2.00	0.83	96.28
654.42	125.75	19.58	4.33	1.42	74.42
0.33	0.00	0.00	0.00	0.00	0.00
183.67	102.17	22.25	4.50	2.50	72.81
195.08	145.75	28.17	8.50	4.83	108.25
175.50	103.42	9.58	0.67	0.08	45.64
236.92	134.25	5.42	0.33	0.00	50.83
263.42	194.42	19.25	3.75	1.42	95.81
305.83	217.00	13.83	0.67	0.08	87.75
255.08	119.50	16.08	3.00	0.83	64.42
0.33	0.00	0.00	0.00	0.00	0.00
614.33	289.00	46.75	10.33	4.67	177.75
239.25	60.75	7.17	1.17	0.17	30.25
1318.92	597.00	30.83	1.58	0.17	233.50
278.75	132.58	50.92	20.67	12.33	173.44
7.17	8.17	1.33	0.00	0.00	4.06
0.67	0.17	0.00	0.00	0.00	0.06
78.42	15.83	4.25	0.58	0.17	11.19
278.42	269.92	44.50	5.25	0.92	147.72
559.33	129.50	33.75	11.67	6.58	120.00
440.83	344.50	45.00	6.17	1.67	177.17
579.75	135.83	22.75	3.67	1.58	80.11
241.42	54.75	1.00	0.08	0.00	19.42
77.33	6.25	1.08	0.08	0.25	4.08
53.33	13.83	0.33	0.00	0.17	5.44
219.00	31.58	1.92	0.42	0.00	13.28
285.58	370.58	102.42	38.33	38.83	419.11
353.50	107.67	19.17	5.00	1.75	70.31
605.50	304.25	16.33	0.75	0.00	119.25
508.67	248.92	32.58	4.67	0.75	127.14
833.25	284.33	44.00	8.50	4.75	170.03
370.67	108.17	2.50	0.17	0.00	38.89
532.25	74.00	3.33	0.17	0.00	28.33
288.67	176.00	29.92	3.58	0.75	98.00
260.83	216.75	51.58	8.50	2.25	147.58
316.75	155.33	17.50	3.25	0.42	77.03
701.25	265.58	10.67	0.17	0.00	99.53
416.67	108.17	9.42	1.33	0.67	50.14
136.58	20.67	4.08	1.50	1.25	17.72

*The Lowest Estimated Monthly Hours of Delay (20 Minutes or Greater) is calculated by multiplying the monthly average offload in each time interval (excluding <20 Minutes) by the lowest minute threshold of each interval.

The Sum of:

- Monthly Average Offloads 20-60 Minutes multiplied by 20 minutes
- Monthly Average Offloads 60-120 Minutes multiplied by 60 minutes
- Monthly Average Offloads 120-180 Minutes multiplied by 120 minutes
- Monthly Average Offloads >180 Minutes multiplied by 180 minutes.

The total number of minutes is then divided by 60 to determine the Lowest Estimated Monthly Hours of Delay. This is the most conservative estimate of the total hours of delay. This number can be multiplied by the LEMSA's ambulance unit/hour utilization rate to determine the cost to the prehospital setting (or Local EMS System) because of offload delays. A short survey with minimal LEMSA response/participation back in 2019 determined the average was roughly 155/hr.

Los Angeles	San Gabriel Valley Medical Center	12	2220	342	75	17	8	185.00	28.50	6.25	1.42	0.67	20.58
Los Angeles	Santa Monica - UCLA Medical Center	12	1656	486	93	20	7	138.00	40.50	7.75	1.67	0.58	26.33
Los Angeles	Sherman Oaks Hospital	12	5306	992	63	7	1	442.17	82.67	5.25	0.58	0.08	34.22
Los Angeles	Southern California Hospital at Culver City	12	2562	1735	144	14	8	213.50	144.58	12.00	1.17	0.67	64.53
Los Angeles	St. Francis Medical Center	12	6013	4530	1862	482	244	501.08	377.50	155.17	40.17	20.33	422.33
Los Angeles	Torrance Memorial Medical Center	12	3437	3259	884	163	36	286.42	271.58	73.67	13.58	3.00	200.36
Los Angeles	USC Verdugo Hills Medical Center	12	2593	534	83	4	0	216.08	44.50	6.92	0.33	0.00	22.42
Los Angeles	Valley Presbyterian Hospital	12	4756	577	29	1	0	396.33	48.08	2.42	0.08	0.00	18.61
Los Angeles	Wadsworth VA Medical Center (NON-BASIC)	6	427	66	6	0	0	71.17	11.00	1.00	0.00	0.00	4.67
Los Angeles	West Hills Hospital and Medical Center	12	5037	2637	235	19	1	419.75	219.75	19.58	1.58	0.08	96.25
Los Angeles	Whittier Hospital Medical Center	12	2434	480	90	17	15	202.83	40.00	7.50	1.42	1.25	27.42
Marin	Kaiser Permanente, San Rafael	12	2926	72	0	0	0	243.83	6.00	0.00	0.00	0.00	2.00
Marin	Marin Health Medical Center	12	6016	163	5	0	0	501.33	13.58	0.42	0.00	0.00	4.94
Marin	Novato Community Hospital	12	1466	17	1	1	0	122.17	1.42	0.08	0.08	0.00	0.72
Merced	Doctor's Medical Center Modesto	12	170	29	13	4	0	14.17	2.42	1.08	0.33	0.00	2.56
Merced	Emanuel Medical Center Turlock	12	982	602	86	11	7	81.83	50.17	7.17	0.92	0.58	27.47
Merced	Memorial Hospital Los Banos	12	542	234	27	4	9	45.17	19.50	2.25	0.33	0.75	11.67
Merced	Memorial Hospital North Modesto	12	973	423	33	3	7	81.08	35.25	2.75	0.25	0.58	16.75
Merced	Mercy Medical Center Merced	12	5687	4977	921	122	55	473.92	414.75	76.75	10.17	4.58	249.08
Merced	Valley Children's Hospital Madera	12	70	11	2	0	0	5.83	0.92	0.17	0.00	0.00	0.47
Monterey	Community Hospital of the Monterey Peninsula	12	7004	119	1	0	0	583.67	9.92	0.08	0.00	0.00	3.39
Monterey	Mee Memorial Hospital	12	418	1	3	0	0	34.83	0.08	0.25	0.00	0.00	0.28
Monterey	Natividad Medical Center	12	5229	698	54	0	0	435.75	58.17	4.50	0.00	0.00	23.89
Monterey	Salinas Valley Memorial Hospital	12	5049	324	20	0	0	420.75	27.00	1.67	0.00	0.00	10.67
Mountain-Valley	Doctors Hospital Modesto	12	11666	3376	425	85	41	972.17	281.33	35.42	7.08	3.42	153.61
Mountain-Valley	Emanuel Medical Center	12	3044	1586	192	30	14	253.67	132.17	16.00	2.50	1.17	68.56
Mountain-Valley	Kaiser Hospital Modesto Medical Center	12	2014	1646	303	41	9	167.83	137.17	25.25	3.42	0.75	80.06
Mountain-Valley	Memorial Medical Center	12	10739	3031	532	47	32	894.92	252.58	44.33	3.92	2.67	144.36
Mountain-Valley	Oak Valley District Hospital	12	713	89	11	2	3	59.42	7.42	0.92	0.17	0.25	4.47
Napa	Children's Hospital and Research Center - Oakland	9	0	0	0	0	0	0.00	0.00	0.00	0.00	0.00	0.00
Napa	David Grant Medical Center	3	1	0	0	0	0	0.33	0.00	0.00	0.00	0.00	0.00
Napa	Kaiser Santa Rosa	12	74	15	1	0	0	6.17	1.25	0.08	0.00	0.00	0.50
Napa	Kaiser Vacaville	12	13	0	0	0	0	1.08	0.00	0.00	0.00	0.00	0.00
Napa	Kaiser Vallejo	12	1312	196	7	0	0	109.33	16.33	0.58	0.00	0.00	6.03
Napa	NorthBay Medical Center	12	3	0	0	0	0	0.25	0.00	0.00	0.00	0.00	0.00
Napa	Queen of the Valley Medical Center	12	4845	186	2	1	0	403.75	15.50	0.17	0.08	0.00	5.50
Napa	Santa Rosa Memorial Hospital	12	15	3	0	0	0	1.25	0.25	0.00	0.00	0.00	0.08
Napa	St Helena Hospital - Deer Park	12	654	13	0	0	0	54.50	1.08	0.00	0.00	0.00	0.36
Napa	Sutter Santa Rosa	12	4	2	0	0	0	0.33	0.17	0.00	0.00	0.00	0.06
Napa	Sutter Solano Hospital	12	150	15	0	0	0	12.50	1.25	0.00	0.00	0.00	0.42
North Coast	Adventist Health, Clearlake	12	2343	34	2	0	1	195.25	2.83	0.17	0.00	0.08	1.36
North Coast	Jerold Phelps Community Hospital	12	199	1	1	0	0	16.58	0.08	0.08	0.00	0.00	0.11
North Coast	Mad River Community Hospital	12	1671	7	3	1	0	139.25	0.58	0.25	0.08	0.00	0.61
North Coast	Redwood Memorial Hospital	12	1235	1	1	1	0	102.92	0.08	0.08	0.08	0.00	0.28
North Coast	Saint Joseph Hospital, Eureka	12	5665	19	3	1	0	472.08	1.58	0.25	0.08	0.00	0.94
North Coast	Sutter Coastal Hospital	12	1121	4	0	0	0	93.42	0.33	0.00	0.00	0.00	0.11
North Coast	Sutter Lakeside Hospital	12	1350	13	0	0	0	112.50	1.08	0.00	0.00	0.00	0.36
Northern California	Adventist Health Rideout	1	1	0	0	0	0	1.00	0.00	0.00	0.00	0.00	0.00
Northern California	Banner Desert Medical Center	3	1	0	0	0	0	0.33	0.00	0.00	0.00	0.00	0.00
Northern California	Banner Lassen Medical Center (20030)	12	1622	26	1	1	0	135.17	2.17	0.08	0.08	0.00	0.97
Northern California	Carson Tahoe Medical	3	4	0	0	0	0	1.33	0.00	0.00	0.00	0.00	0.00
Northern California	Coroner_PCISO	1	1	0	0	0	0	1.00	0.00	0.00	0.00	0.00	0.00
Northern California	Eastern Plumas Hospital, Portola Campus (20111)	12	361	1	0	0	0	30.08	0.08	0.00	0.00	0.00	0.03
Northern California	Enloe Medical Center, Esplanade (20122)	12	36	4	1	0	0	3.00	0.33	0.08	0.00	0.00	0.19
Northern California	Lake District Hospital	1	1	0	0	0	0	1.00	0.00	0.00	0.00	0.00	0.00
Northern California	Mayers Memorial Hospital District (20273)	12	28	1	0	0	0	2.33	0.08	0.00	0.00	0.00	0.03
Northern California	Mercy Medical Center, Redding (20284)	12	183	12	1	1	0	15.25	1.00	0.08	0.08	0.00	0.58
Northern California	Modoc Medical Center (20298)	12	465	0	0	0	0	38.75	0.00	0.00	0.00	0.00	0.00
Northern California	Northern Nevada Medical Center (20551)	4	4	0	0	0	0	1.00	0.00	0.00	0.00	0.00	0.00
Northern California	Oroville Hospital	4	2	0	0	0	0	0.50	0.00	0.00	0.00	0.00	0.00
Northern California	Plumas District Hospital (20346)	12	280	1	0	0	0	23.33	0.08	0.00	0.00	0.00	0.03

*The Lowest Estimated Monthly Hours of Delay (20 Minutes or Greater) is calculated by multiplying the monthly average offload in each time interval (excluding <20 Minutes) by the lowest minute threshold of each interval.

The Sum of:

- Monthly Average Offloads 20-60 Minutes multiplied by 20 minutes
- Monthly Average Offloads 60-120 Minutes multiplied by 60 minutes
- Monthly Average Offloads 120-180 Minutes multiplied by 120 minutes
- Monthly Average Offloads >180 Minutes multiplied by 180 minutes.

The total number of minutes is then divided by 60 to determine the Lowest Estimated Monthly Hours of Delay. This is the most conservative estimate of the total hours of delay. This number can be multiplied by the LEMSA's ambulance unit/hour utilization rate to determine the cost to the prehospital setting (or Local EMS System) because of offload delays. A short survey with minimal LEMSA response/participation back in 2019 determined the average was roughly 155/hr.

Northern California	Redwood Memorial Hospital (20367)	12	237	6	0	0	0	0
Northern California	Renown Medical Center	12	64	5	2	0	0	0
Northern California	Renown Regional Medical Center (20553)	12	148	11	1	0	0	0
Northern California	Saint Joseph Hospital, Eureka (20454)	4	6	1	0	0	0	0
Northern California	Saint Mary's Regional Medical Center (61412)	12	83	2	1	0	0	0
Northern California	Seneca District Hospital (20412)	12	233	1	0	0	0	0
Northern California	Shasta Regional	2	0	0	0	0	0	0
Northern California	Shasta Regional Medical Center (20423)	10	26	3	0	0	0	1
Northern California	Sierra Nevada Memorial Hospital (20428)	1	1	0	0	0	0	0
Northern California	Sky Lakes Medical Center (20550)	1	0	0	0	0	0	0
Northern California	Solano	1	1	0	0	0	0	0
Northern California	St. Elizabeth Community Hospital (20445)	5	4	0	0	0	0	0
Northern California	Surprise Valley Community Hospital (20468)	9	17	0	0	0	0	0
Northern California	Tahoe Forest Hospital (20486)	10	24	0	0	0	0	0
Northern California	Trinity Hospital (20499)	12	384	6	1	0	0	0
Northern California	UC Davis Medical Center (20508)	3	2	0	0	0	0	0
Northern California	Veterans Administration, Reno (61588)	5	4	0	0	0	0	0
Orange	Anaheim Global Medical Center	12	1894	560	57	55	6	6
Orange	Anaheim Regional Medical Center	12	2767	950	86	104	5	5
Orange	Chapman Global Medical Center	12	493	10	0	2	1	1
Orange	Children's Hospital of Orange County	12	2368	103	0	0	0	0
Orange	Foothill Regional Medical Center	12	700	130	10	13	1	1
Orange	Fountain Valley Regional Hospital and Medical Center	12	4904	852	68	43	0	0
Orange	Garden Grove Hospital & Medical Center	12	2984	469	73	60	1	1
Orange	Hoag Hospital Irvine	12	5178	386	4	4	0	0
Orange	Hoag Memorial Hospital Presbyterian	12	13982	577	9	6	0	0
Orange	Huntington Beach Hospital	12	2862	654	71	93	13	13
Orange	Kaiser Permanente - Anaheim Medical Center	12	2739	850	62	39	2	2
Orange	Kaiser Permanente - Irvine Medical Center	12	2953	763	62	31	4	4
Orange	La Palma Intercommunity Hospital	12	1198	214	26	30	2	2
Orange	Los Alamitos Medical Center	12	2896	1421	115	142	8	8
Orange	Mission Hospital - Laguna Beach	12	2288	726	62	57	1	1
Orange	Mission Hospital Regional Medical Center	12	7688	2438	146	97	2	2
Orange	Orange Coast Memorial Medical Center	12	3504	596	63	32	2	2
Orange	Orange County Global Medical Center	12	5223	690	70	62	3	3
Orange	Placentia Linda Hospital	12	3207	211	8	4	0	0
Orange	Saddleback Memorial Medical Center - Laguna Hills	12	6246	782	26	19	0	0
Orange	South Coast Global Medical Center	12	1506	125	10	6	1	1
Orange	St. Joseph Hospital	12	7529	1164	49	32	2	2
Orange	St. Jude Medical Center	12	6812	2479	213	178	8	8
Orange	UCI Medical Center	12	6973	1448	109	76	5	5
Orange	West Anaheim Medical Center	12	4466	1517	150	117	6	6
Riverside	Corona Regional Med Ctr	12	3147	3103	477	96	49	49
Riverside	Desert Regional Med Ctr	12	9012	2465	430	98	36	36
Riverside	Eisenhower Med Ctr	12	10068	1182	71	15	4	4
Riverside	Hemet Valley Hospital	12	3002	6117	1211	273	210	210
Riverside	Inland Valley Med Ctr	12	4175	3137	733	152	54	54
Riverside	JFK Hospital	12	5388	371	11	2	0	0
Riverside	Kaiser Hospital Riverside	12	1323	1159	343	75	36	36
Riverside	Loma Linda Univ Med Ctr Mur	12	2060	1910	669	152	48	48
Riverside	Menifee Med Ctr	12	2621	2730	528	143	89	89
Riverside	Moreno Valley Hospital	12	983	1286	297	94	56	56
Riverside	Palo Verde Hospital	12	1356	81	9	0	0	0
Riverside	Parkview Community Hospital	12	2751	2432	282	79	38	38
Riverside	Rancho Springs Med Ctr	12	2807	1557	342	74	41	41
Riverside	Riverside Community Hospital	12	3887	7354	1710	359	142	142
Riverside	Riverside University Health System	12	7867	6062	101	5	3	3
Riverside	San Geronio Mem Hospital	12	2674	2446	343	79	25	25
Riverside	Temecula Valley Hospital	12	2701	2217	276	37	6	6
Sacramento	Kaiser Morse	12	6157	5785	780	125	21	21
Sacramento	Kaiser Roseville	12	3690	2400	481	115	36	36

19.75	0.50	0.00	0.00	0.00	0.17
5.33	0.42	0.17	0.00	0.00	0.31
12.33	0.92	0.08	0.00	0.00	0.39
1.50	0.25	0.00	0.00	0.00	0.08
6.92	0.17	0.08	0.00	0.00	0.14
19.42	0.08	0.00	0.00	0.00	0.03
0.00	0.00	0.00	0.00	0.00	0.00
2.60	0.30	0.00	0.00	0.10	0.40
1.00	0.00	0.00	0.00	0.00	0.00
0.00	0.00	0.00	0.00	0.00	0.00
1.00	0.00	0.00	0.00	0.00	0.00
0.80	0.00	0.00	0.00	0.00	0.00
1.89	0.00	0.00	0.00	0.00	0.00
2.40	0.00	0.00	0.00	0.00	0.00
32.00	0.50	0.08	0.00	0.00	0.25
0.67	0.00	0.00	0.00	0.00	0.00
0.80	0.00	0.00	0.00	0.00	0.00
157.83	46.67	4.75	4.58	0.50	30.97
230.58	79.17	7.17	8.67	0.42	52.14
41.08	0.83	0.00	0.17	0.08	0.86
197.33	8.58	0.00	0.00	0.00	2.86
58.33	10.83	0.83	1.08	0.08	6.86
408.67	71.00	5.67	3.58	0.00	36.50
248.67	39.08	6.08	5.00	0.08	29.36
431.50	32.17	0.33	0.33	0.00	11.72
1165.17	48.08	0.75	0.50	0.00	17.78
238.50	54.50	5.92	7.75	1.08	42.83
228.25	70.83	5.17	3.25	0.17	35.78
246.08	63.58	5.17	2.58	0.33	32.53
99.83	17.83	2.17	2.50	0.17	13.61
241.33	118.42	9.58	11.83	0.67	74.72
190.67	60.50	5.17	4.75	0.08	35.08
640.67	203.17	12.17	8.08	0.17	96.56
292.00	49.67	5.25	2.67	0.17	27.64
435.25	57.50	5.83	5.17	0.25	36.08
267.25	17.58	0.67	0.33	0.00	7.19
520.50	65.17	2.17	1.58	0.00	27.06
125.50	10.42	0.83	0.50	0.08	5.56
627.42	97.00	4.08	2.67	0.17	42.25
567.67	206.58	17.75	14.83	0.67	118.28
581.08	120.67	9.08	6.33	0.42	63.22
372.17	126.42	12.50	9.75	0.50	75.64
262.25	258.58	39.75	8.00	4.08	154.19
751.00	205.42	35.83	8.17	3.00	129.64
839.00	98.50	5.92	1.25	0.33	42.25
250.17	509.75	100.92	22.75	17.50	368.83
347.92	261.42	61.08	12.67	4.50	187.06
449.00	30.92	0.92	0.17	0.00	11.56
110.25	96.58	28.58	6.25	3.00	82.28
171.67	159.17	55.75	12.67	4.00	146.14
218.42	227.50	44.00	11.92	7.42	165.92
81.92	107.17	24.75	7.83	4.67	90.14
113.00	6.75	0.75	0.00	0.00	3.00
229.25	202.67	23.50	6.58	3.17	113.72
233.92	129.75	28.50	6.17	3.42	94.33
323.92	612.83	142.50	29.92	11.83	442.11
655.58	505.17	8.42	0.42	0.25	178.39
222.83	203.83	28.58	6.58	2.08	115.94
225.08	184.75	23.00	3.08	0.50	92.25
513.08	482.08	65.00	10.42	1.75	251.78
307.50	200.00	40.08	9.58	3.00	134.92

*The Lowest Estimated Monthly Hours of Delay (20 Minutes or Greater) is calculated by multiplying the monthly average offload in each time interval (excluding <20 Minutes) by the lowest minute threshold of each interval.

The Sum of:
 Monthly Average Offloads 20-60 Minutes multiplied by 20 minutes
 Monthly Average Offloads 60-120 Minutes multiplied by 60 minutes
 Monthly Average Offloads 120-180 Minutes multiplied by 120 minutes
 Monthly Average Offloads >180 Minutes multiplied by 180 minutes.

The total number of minutes is then divided by 60 to determine the Lowest Estimated Monthly Hours of Delay. This is the most conservative estimate of the total hours of delay. This number can be multiplied by the LEMSA's ambulance unit/hour utilization rate to determine the cost to the prehospital setting (or Local EMS System) because of offload delays. A short survey with minimal LEMSA response/participation back in 2019 determined the average was roughly 155/hr.

Sacramento	Kaiser South	12	9248	3046	971	177	39
Sacramento	Mercy General	12	2939	3616	839	141	42
Sacramento	Mercy of Folsom	12	4151	969	69	3	0
Sacramento	Mercy San Juan	12	7063	4478	1516	515	205
Sacramento	Methodist	12	2227	3896	849	157	39
Sacramento	Out of area hospitals	12	528	87	14	1	1
Sacramento	Sutter Roseville	12	2509	2927	788	181	49
Sacramento	Sutter Sacramento	12	3059	4800	1188	218	45
Sacramento	UC Davis	12	6403	2989	617	313	392
Sacramento	VA Hospital	12	1496	156	4	0	0
San Benito	Hazel Hawkins	12	1608	14	0	0	0
San Benito	Natividad Medical Center	12	59	4	1	0	0
San Benito	Salinas Valley Memorial Hospital	9	19	0	0	0	0
San Benito	St. Louise Regional Hospital	7	12	0	0	0	0
San Benito	Watsonville Community Hospital	8	6	0	0	0	0
San Diego	Alvarado Hospital Medical Center	12	2864	800	53	3	1
San Diego	Kaiser San Diego Medical Center	12	1903	893	69	4	2
San Diego	Kaiser Zion Medical Center	12	2965	1275	147	13	3
San Diego	Naval Medical Center, San Diego	12	773	40	4	0	1
San Diego	Palomar Medical Center	12	6160	4290	400	38	4
San Diego	Palomar Medical Center-Poway	12	1075	638	133	21	2
San Diego	Paradise Valley Hospital	12	548	489	92	10	8
San Diego	Rady Childrens Hospital	12	744	183	15	0	1
San Diego	Scripps Memorial Encinitas	12	3645	1517	171	10	3
San Diego	Scripps Memorial La Jolla	12	7903	1074	75	3	3
San Diego	Scripps Mercy Chula Vista	12	2236	1768	132	11	0
San Diego	Scripps Mercy San Diego	12	2633	2576	175	11	2
San Diego	Sharp Chula Vista Medical Center	12	4356	1884	351	41	6
San Diego	Sharp Coronado Hospital	12	314	95	5	0	0
San Diego	Sharp Grossmont Hospital	12	7721	3523	648	112	21
San Diego	Sharp Memorial Hospital	12	9047	2533	123	3	1
San Diego	Temecula Valley Hospital	12	590	904	123	10	5
San Diego	Tri-City Medical Center	12	3171	2539	336	46	12
San Diego	UCSD La Jolla-Thornton	12	1196	363	43	5	2
San Diego	UCSD Medical Center	12	3612	1987	205	16	7
San Francisco	Chinese Hospital	12	803	70	0	0	0
San Francisco	CPMC Davies Campus Hospital	12	2346	709	58	5	4
San Francisco	CPMC Mission Bernal Campus	12	3985	1847	211	29	5
San Francisco	CPMC-Van Ness	12	4913	2520	192	29	4
San Francisco	Kaiser Permanente, San Francisco	12	3986	1046	23	1	0
San Francisco	Saint Francis Memorial Hospital	12	7244	1036	8	0	0
San Francisco	Seton Medical Center	3	0	0	0	0	0
San Francisco	South San Francisco Kaiser	3	0	0	0	0	0
San Francisco	St. Mary's Medical Center	12	3273	975	59	3	3
San Francisco	UCSF Medical Center - Benioff	3	0	0	0	0	0
San Francisco	UCSF Medical Center at Parnassus	12	4793	3712	154	16	1
San Francisco	UCSF-Mission Bay	9	70	10	0	0	0
San Francisco	Veterans Administration Medical Center, San Francisco	12	855	84	0	0	0
San Francisco	Zuckerberg San Francisco General Hospital	12	8674	2845	40	5	1
San Joaquin	Adventist Lodi Memorial Hospital	12	3773	2072	101	6	0
San Joaquin	Dameron Hospital	12	3008	1735	88	6	1
San Joaquin	Doctors Hospital of Manteca	12	2528	583	32	5	0
San Joaquin	Kaiser Hospital, Manteca	12	1733	825	53	3	0
San Joaquin	San Joaquin General Hospital	12	5136	4941	417	14	3
San Joaquin	St. Joseph's Medical Center	12	8788	9925	387	24	2
San Joaquin	Sutter Tracy Community Hospital	12	1785	1272	46	1	0
San Luis Obispo	Arroyo Grande Community Hospital	12	2050	39	0	0	0
San Luis Obispo	French Hospital Medical Center	12	2332	66	0	0	0
San Luis Obispo	Marian Medical Center (Santa Barbara Co)	12	649	13	1	0	0
San Luis Obispo	Sierra Vista Regional Medical Center	12	3014	130	1	0	0
San Luis Obispo	Twin Cities Community Hospital	12	3444	78	1	0	0

770.67	253.83	80.92	14.75	3.25			204.78
244.92	301.33	69.92	11.75	3.50			204.36
345.92	80.75	5.75	0.25	0.00			33.17
588.58	373.17	126.33	42.92	17.08			387.81
185.58	324.67	70.75	13.08	3.25			214.89
44.00	7.25	1.17	0.08	0.08			4.00
209.08	243.92	65.67	15.08	4.08			189.39
254.92	400.00	99.00	18.17	3.75			279.92
533.58	249.08	51.42	26.08	32.67			284.61
124.67	13.00	0.33	0.00	0.00			4.67
134.00	1.17	0.00	0.00	0.00			0.39
4.92	0.33	0.08	0.00	0.00			0.19
2.11	0.00	0.00	0.00	0.00			0.00
1.71	0.00	0.00	0.00	0.00			0.00
0.75	0.00	0.00	0.00	0.00			0.00
238.67	66.67	4.42	0.25	0.08			27.39
158.58	74.42	5.75	0.33	0.17			31.72
247.08	106.25	12.25	1.08	0.25			50.58
64.42	3.33	0.33	0.00	0.08			1.69
513.33	357.50	33.33	3.17	0.33			159.83
89.58	53.17	11.08	1.75	0.17			32.81
45.67	40.75	7.67	0.83	0.67			24.92
62.00	15.25	1.25	0.00	0.08			6.58
303.75	126.42	14.25	0.83	0.25			58.81
658.58	89.50	6.25	0.25	0.25			37.33
186.33	147.33	11.00	0.92	0.00			61.94
219.42	214.67	14.58	0.92	0.17			88.47
363.00	157.00	29.25	3.42	0.50			89.92
26.17	7.92	0.42	0.00	0.00			3.06
643.42	293.58	54.00	9.33	1.75			175.78
753.92	211.08	10.25	0.25	0.08			81.36
49.17	75.33	10.25	0.83	0.42			38.28
264.25	211.58	28.00	3.83	1.00			109.19
99.67	30.25	3.58	0.42	0.17			15.00
301.00	165.58	17.08	1.33	0.58			76.69
66.92	5.83	0.00	0.00	0.00			1.94
195.50	59.08	4.83	0.42	0.33			26.36
332.08	153.92	17.58	2.42	0.42			74.97
409.42	210.00	16.00	2.42	0.33			91.83
332.17	87.17	1.92	0.08	0.00			31.14
603.67	86.33	0.67	0.00	0.00			29.44
0.00	0.00	0.00	0.00	0.00			0.00
0.00	0.00	0.00	0.00	0.00			0.00
272.75	81.25	4.92	0.25	0.25			33.25
0.00	0.00	0.00	0.00	0.00			0.00
399.42	309.33	12.83	1.33	0.08			118.86
7.78	1.11	0.00	0.00	0.00			0.37
71.25	7.00	0.00	0.00	0.00			2.33
722.83	237.08	3.33	0.42	0.08			83.44
314.42	172.67	8.42	0.50	0.00			66.97
250.67	144.58	7.33	0.50	0.08			56.78
210.67	48.58	2.67	0.42	0.00			19.69
144.42	68.75	4.42	0.25	0.00			27.83
428.00	411.75	34.75	1.17	0.25			175.08
732.33	827.08	32.25	2.00	0.17			312.44
148.75	106.00	3.83	0.08	0.00			39.33
170.83	3.25	0.00	0.00	0.00			1.08
194.33	5.50	0.00	0.00	0.00			1.83
54.08	1.08	0.08	0.00	0.00			0.44
251.17	10.83	0.08	0.00	0.00			3.69
287.00	6.50	0.08	0.00	0.00			2.25

*The Lowest Estimated Monthly Hours of Delay (20 Minutes or Greater) is calculated by multiplying the monthly average offload in each time interval (excluding <20 Minutes) by the lowest minute threshold of each interval.

The Sum of:

- Monthly Average Offloads 20-60 Minutes multiplied by 20 minutes
- Monthly Average Offloads 60-120 Minutes multiplied by 60 minutes
- Monthly Average Offloads 120-180 Minutes multiplied by 120 minutes
- Monthly Average Offloads >180 Minutes multiplied by 180 minutes.

The total number of minutes is then divided by 60 to determine the Lowest Estimated Monthly Hours of Delay. This is the most conservative estimate of the total hours of delay. This number can be multiplied by the LEMSA's ambulance unit/hour utilization rate to determine the cost to the prehospital setting (or Local EMS System) because of offload delays. A short survey with minimal LEMSA response/participation back in 2019 determined the average was roughly 155/hr.

San Mateo	Cal Pacific - Davies	12	7	0	1	0	0
San Mateo	Dominican	12	11	0	0	0	0
San Mateo	Eden	12	8	0	0	0	0
San Mateo	El Camino	12	6	0	0	0	0
San Mateo	Kaiser Redwood City	12	3144	64	0	1	0
San Mateo	Kaiser San Francisco	12	19	1	0	0	0
San Mateo	Kaiser South San Francisco	12	2329	66	2	0	0
San Mateo	Mills-Peninsula	12	7844	414	4	1	0
San Mateo	Palo Alto Veterans	12	233	8	0	0	0
San Mateo	San Mateo Medical Center	12	2370	44	1	0	0
San Mateo	Santa Clara Valley Medical Center	12	12	1	0	0	0
San Mateo	Sequoia	12	1855	34	0	0	0
San Mateo	Seton	12	2303	101	4	0	0
San Mateo	Seton Coastside	12	1	0	0	0	0
San Mateo	St. Luke's	12	2	0	0	0	0
San Mateo	Stanford University Hospital	12	4831	71	1	1	0
San Mateo	UC San Francisco	12	46	13	0	0	0
San Mateo	Zuckerberg San Francisco General	12	702	60	0	0	0
Santa Barbara	Goleta Valley Cottage Hospital	12	1249	15	1	1	0
Santa Barbara	Lompoc Valley Medical Center	12	2431	27	1	2	0
Santa Barbara	Marian Regional Medical Center	12	6166	98	5	15	0
Santa Barbara	Santa Barbara Cottage Hospital	12	9347	230	6	47	1
Santa Barbara	Santa Ynez Valley Cottage Hospital	12	831	11	0	1	0
Santa Clara	El Camino Hospital	9	4724	161	13	0	0
Santa Clara	El Camino Hospital Los Gatos	9	843	11	0	0	0
Santa Clara	Good Samaritan Hospital	9	4108	434	41	0	0
Santa Clara	Kaiser San Jose	9	3842	387	9	0	0
Santa Clara	Kaiser Santa Clara	9	3535	747	55	2	0
Santa Clara	O'Connor Hospital	9	5387	301	6	1	0
Santa Clara	Regional Medical Center	9	6093	591	107	18	6
Santa Clara	Saint Louise Regional Hospital	9	2082	43	0	0	0
Santa Clara	Santa Clara Valley Medical Center	9	5675	1473	410	54	6
Santa Clara	Stanford Health Care	9	3137	16	0	0	0
Santa Cruz	Community Hospital of the Monterey Peninsula	1	1	0	0	0	0
Santa Cruz	Dominican Hospital, Santa Cruz	12	7287	668	13	0	0
Santa Cruz	Good Samaritan Hospital, San Jose	12	20	3	0	0	0
Santa Cruz	Natividad Medical Center	12	112	3	0	0	0
Santa Cruz	Regional Medical Center of San Jose	2	1	2	0	0	0
Santa Cruz	Salinas Valley Memorial Hospital	8	43	5	0	0	0
Santa Cruz	Santa Clara Valley Medical Center	10	123	5	0	0	0
Santa Cruz	Stanford Health Care	2	2	0	0	0	0
Santa Cruz	Watsonville Community Hospital	12	2372	170	4	2	0
Sierra-Sacramento Valley	Adventist Health +Rideout	12	13528	683	57	6	3
Sierra-Sacramento Valley	Colusa Medical Center	12	337	0	0	0	0
Sierra-Sacramento Valley	Enloe Medical Center	12	8008	35	1	0	3
Sierra-Sacramento Valley	Fairchild Medical Center	12	4884	4	0	0	0
Sierra-Sacramento Valley	Glenn Medical Center	12	602	1	0	0	0
Sierra-Sacramento Valley	Kaiser Roseville Medical Center	12	2667	1693	459	117	35
Sierra-Sacramento Valley	Mayers Memorial Hospital District	12	1473	671	76	16	3
Sierra-Sacramento Valley	Mercy Medical Center Mt. Shasta	12	1361	8	1	0	0
Sierra-Sacramento Valley	Mercy Medical Center Redding	12	8769	1203	73	9	2
Sierra-Sacramento Valley	Orchard Hospital	12	561	6	0	0	0
Sierra-Sacramento Valley	Oroville Hospital	12	5622	380	11	0	1
Sierra-Sacramento Valley	Shasta Regional Medical Center	12	3969	924	254	56	20
Sierra-Sacramento Valley	Sierra Nevada Memorial Hospital	12	4208	15	1	1	1
Sierra-Sacramento Valley	St. Elizabeth Community Hospital	12	3949	116	14	0	0
Sierra-Sacramento Valley	Sutter Auburn Faith Hospital	12	3555	178	3	0	0
Sierra-Sacramento Valley	Sutter Roseville Medical Center	12	7704	4469	307	17	1
Sierra-Sacramento Valley	Tahoe Forest Hospital	12	1117	4	1	0	0
Solano	Children's Hospital Oakland (20059)	11	8	5	0	0	0
Solano	Contra Costa Regional (20087)	9	8	7	0	0	0

0.58	0.00	0.08	0.00	0.00	0.00	0.00
0.92	0.00	0.00	0.00	0.00	0.00	0.00
0.67	0.00	0.00	0.00	0.00	0.00	0.00
0.50	0.00	0.00	0.00	0.00	0.00	0.00
262.00	5.33	0.00	0.08	0.00	0.00	1.94
1.58	0.08	0.00	0.00	0.00	0.00	0.03
194.08	5.50	0.17	0.00	0.00	0.00	2.00
653.67	34.50	0.33	0.08	0.00	0.00	12.00
19.42	0.67	0.00	0.00	0.00	0.00	0.22
197.50	3.67	0.08	0.00	0.00	0.00	1.31
1.00	0.08	0.00	0.00	0.00	0.00	0.03
154.58	2.83	0.00	0.00	0.00	0.00	0.94
191.92	8.42	0.33	0.00	0.00	0.00	3.14
0.08	0.00	0.00	0.00	0.00	0.00	0.00
0.17	0.00	0.00	0.00	0.00	0.00	0.00
402.58	5.92	0.08	0.08	0.00	0.00	2.22
3.83	1.08	0.00	0.00	0.00	0.00	0.36
58.50	5.00	0.00	0.00	0.00	0.00	1.67
104.08	1.25	0.08	0.08	0.00	0.00	0.67
202.58	2.25	0.08	0.17	0.00	0.00	1.17
513.83	8.17	0.42	1.25	0.00	0.00	5.64
778.92	19.17	0.50	3.92	0.08	0.00	14.97
69.25	0.92	0.00	0.08	0.00	0.00	0.47
524.89	17.89	1.44	0.00	0.00	0.00	7.41
93.67	1.22	0.00	0.00	0.00	0.00	0.41
456.44	48.22	4.56	0.00	0.00	0.00	20.63
426.89	43.00	1.00	0.00	0.00	0.00	15.33
392.78	83.00	6.11	0.22	0.00	0.00	34.22
598.56	33.44	0.67	0.11	0.00	0.00	12.04
677.00	65.67	11.89	2.00	0.67	0.00	39.78
231.33	4.78	0.00	0.00	0.00	0.00	1.59
630.56	163.67	45.56	6.00	0.67	0.00	114.11
348.56	1.78	0.00	0.00	0.00	0.00	0.59
1.00	0.00	0.00	0.00	0.00	0.00	0.00
607.25	55.67	1.08	0.00	0.00	0.00	19.64
1.67	0.25	0.00	0.00	0.00	0.00	0.08
9.33	0.25	0.00	0.00	0.00	0.00	0.08
0.50	1.00	0.00	0.00	0.00	0.00	0.33
5.38	0.63	0.00	0.00	0.00	0.00	0.21
12.30	0.50	0.00	0.00	0.00	0.00	0.17
1.00	0.00	0.00	0.00	0.00	0.00	0.00
197.67	14.17	0.33	0.17	0.00	0.00	5.39
1127.33	56.92	4.75	0.50	0.25	0.00	25.47
28.08	0.00	0.00	0.00	0.00	0.00	0.00
667.33	2.92	0.08	0.00	0.25	0.00	1.81
407.00	0.33	0.00	0.00	0.00	0.00	0.11
50.17	0.08	0.00	0.00	0.00	0.00	0.03
222.25	141.08	38.25	9.75	2.92	0.00	113.53
122.75	55.92	6.33	1.33	0.25	0.00	28.39
113.42	0.67	0.08	0.00	0.00	0.00	0.31
730.75	100.25	6.08	0.75	0.17	0.00	41.50
46.75	0.50	0.00	0.00	0.00	0.00	0.17
468.50	31.67	0.92	0.00	0.08	0.00	11.72
330.75	77.17	21.17	4.67	1.67	0.00	61.22
350.67	1.25	0.08	0.08	0.08	0.00	0.92
329.08	9.67	1.17	0.00	0.00	0.00	4.39
296.25	14.83	0.25	0.00	0.00	0.00	5.19
642.00	372.42	25.58	1.42	0.08	0.00	152.81
93.08	0.33	0.08	0.00	0.00	0.00	0.19
0.73	0.45	0.00	0.00	0.00	0.00	0.15
0.89	0.78	0.00	0.00	0.00	0.00	0.26

*The Lowest Estimated Monthly Hours of Delay (20 Minutes or Greater) is calculated by multiplying the monthly average offload in each time interval (excluding <20 Minutes) by the lowest minute threshold of each interval.

The Sum of:

- Monthly Average Offloads 20-60 Minutes multiplied by 20 minutes
- Monthly Average Offloads 60-120 Minutes multiplied by 60 minutes
- Monthly Average Offloads 120-180 Minutes multiplied by 120 minutes
- Monthly Average Offloads >180 Minutes multiplied by 180 minutes.

The total number of minutes is then divided by 60 to determine the Lowest Estimated Monthly Hours of Delay. This is the most conservative estimate of the total hours of delay. This number can be multiplied by the LEMSA's ambulance unit/hour utilization rate to determine the cost to the prehospital setting (or Local EMS System) because of offload delays. A short survey with minimal LEMSA response/participation back in 2019 determined the average was roughly 155/hr.

Solano	David Grant Medical Center (62054)	12	453	41	1	0	0
Solano	John Muir Concord (20179)	12	225	41	0	0	0
Solano	John Muir Walnut Creek (20180)	12	114	19	0	0	0
Solano	Kaiser Antioch (20214)	12	121	90	9	0	1
Solano	Kaiser Vacaville (20216)	12	4219	1107	17	1	1
Solano	Kaiser Vallejo (20193)	12	3736	671	7	0	1
Solano	Kaiser Walnut Creek (20208)	11	15	7	0	0	0
Solano	Lodi Memorial (65057)	12	67	23	1	1	0
Solano	NorthBay Medical Center (20309)	12	5749	1347	6	0	0
Solano	NorthBay VacaValley (20310)	12	3353	254	17	0	0
Solano	Queen of the Valley (20362)	10	24	4	0	0	0
Solano	Sutter Davis (20473)	12	288	79	5	0	2
Solano	Sutter Delta (20474)	12	82	64	11	0	0
Solano	Sutter Solano (20482)	12	3161	640	8	0	0
Solano	UC Davis	6	4	3	0	0	0
Solano	Woodland Memorial Hospital (20533)	11	14	5	0	1	0
Tuolumne	Adventist Health- Sonora	12	3742	51	4	1	0
Ventura	Adventist Health Simi Valley (Formerly Simi Valley Hospital)	12	4641	378	26	0	0
Ventura	Community Memorial Hospital, San Buenaventura	12	4274	551	12	0	0
Ventura	Los Robles Hospital and Medical Center	12	5183	1187	79	7	2
Ventura	Ojai Valley Hospital	12	858	52	4	0	0
Ventura	St. John's Pleasant Valley Hospital	12	3428	155	5	0	0
Ventura	St. John's Regional Medical Center	12	7811	750	36	4	1
Ventura	Ventura County Medical Center	12	2945	405	9	0	0
Ventura	Ventura County Medical Center - Santa Paula Hospital	12	1476	60	4	0	0
Yolo	KAISER HOSP NORTH SACRAMENTO	12	112	167	19	29	46
Yolo	KAISER HOSP SOUTH SACRAMENTO	12	150	87	37	82	37
Yolo	KAISER VACAVILLE HOSPITAL	12	453	101	3	179	20
Yolo	MERCY GENERAL HOSPITAL	12	154	213	42	53	69
Yolo	SUTTER DAVIS HOSPITAL	12	1531	273	58	229	95
Yolo	SUTTER MEDICAL CENTER SACRAMENTO	12	258	483	178	454	92
Yolo	UC DAVIS MEDICAL CENTER	12	635	303	47	118	205
Yolo	WOODLAND MEMORIAL HOSPITAL	12	1827	379	33	616	87

37.75	3.42	0.08	0.00	0.00	1.22
18.75	3.42	0.00	0.00	0.00	1.14
9.50	1.58	0.00	0.00	0.00	0.53
10.08	7.50	0.75	0.00	0.08	3.50
351.58	92.25	1.42	0.08	0.08	32.58
311.33	55.92	0.58	0.00	0.08	19.47
1.36	0.64	0.00	0.00	0.00	0.21
5.58	1.92	0.08	0.08	0.00	0.89
479.08	112.25	0.50	0.00	0.00	37.92
279.42	21.17	1.42	0.00	0.00	8.47
2.40	0.40	0.00	0.00	0.00	0.13
24.00	6.58	0.42	0.00	0.17	3.11
6.83	5.33	0.92	0.00	0.00	2.69
263.42	53.33	0.67	0.00	0.00	18.44
0.67	0.50	0.00	0.00	0.00	0.17
1.27	0.45	0.00	0.09	0.00	0.33
311.83	4.25	0.33	0.08	0.00	1.92
386.75	31.50	2.17	0.00	0.00	12.67
356.17	45.92	1.00	0.00	0.00	16.31
431.92	98.92	6.58	0.58	0.17	41.22
71.50	4.33	0.33	0.00	0.00	1.78
285.67	12.92	0.42	0.00	0.00	4.72
650.92	62.50	3.00	0.33	0.08	24.75
245.42	33.75	0.75	0.00	0.00	12.00
123.00	5.00	0.33	0.00	0.00	2.00
9.33	13.92	1.58	2.42	3.83	22.56
12.50	7.25	3.08	6.83	3.08	28.42
37.75	8.42	0.25	14.92	1.67	37.89
12.83	17.75	3.50	4.42	5.75	35.50
127.58	22.75	4.83	19.08	7.92	74.33
21.50	40.25	14.83	37.83	7.67	126.92
52.92	25.25	3.92	9.83	17.08	83.25
152.25	31.58	2.75	51.33	7.25	137.69

EMERGENCY MEDICAL SERVICES AUTHORITY

10901 GOLD CENTER DR., SUITE 400
RANCHO CORDOVA, CA 95670
(916) 322-4336 FAX (916) 324-2875

**COMMISSION ON EMERGENCY MEDICAL SERVICES****QUARTERLY MEETING**

MEETING DATE: June 15, 2022

ITEM NUMBER: **6B**

SUBJECT: Ambulance Patient Off-Load Time (APOT) Committee Update

PRESENTER: Tom McGinnis
Chief, EMS Systems DivisionCONSENT: ACTION: INFORMATION: **RECOMMENDATION**

No action recommended.

FISCAL IMPACT

No fiscal impact.

BACKGROUND

At the request of the EMS Commission, EMSA has convened an advisory committee of EMS and Hospital stakeholders with the purpose of developing recommendations to reduce ambulance patient offload delays.

DISCUSSION

The mission of the Ambulance Patient Offload Time (APOT) Committee is to develop advisory recommendations, including legislative or regulatory changes, if necessary that will assist in the preservation of the EMS system and protection of California's healthcare consumers through the identification and sharing of successful pre-hospital and hospital system efficiencies that reduce or eliminate ambulance patient offload delays (APOD) in the transfer of care from EMS ambulance personnel to receiving hospital emergency medical personnel.

Representation and voting membership include the following stakeholder groups: Ambulance Alliance, California Fire Chiefs Association, California

Commission on Emergency Medical Services

June 15, 2022

Item #6B

Page 2

Metropolitan Fire Chiefs Association, California Ambulance Association, California American College of Emergency Physicians, California Hospital Association, California Professional Firefighters, Children's Hospital Representative, Emergency Medical Services Commission, Emergency Nurses Association, EMS Medical Directors Association of California, EMS Administrators' Association of California, Hospital Association of Southern California, Hospital Council of Northern and Central California, HMO Hospital Organization – Kaiser, and California Nurses Association/National Nurses United.

The Ambulance Patient Offload Time (APOT) Committee has adjusted their meeting schedule to meet twice a month, rather than the previous schedule of once per month. As of May 6, 2022, the APOT Committee has held eight (8) meetings, with two (2) additional meetings schedule prior to the June Commission Meeting. The Committee continues to move toward the goal of developing two sets of recommendations: one set for the Emergency Medical Services System and one set for the Hospital System. This committee will conclude by June 30, 2022.

The final recommendation deliverable will be presented to the EMS Commission and, where appropriate and practical, all recommendations will be acted upon in a timely manner.

EMERGENCY MEDICAL SERVICES AUTHORITY

10901 GOLD CENTER DR., SUITE 400
RANCHO CORDOVA, CA 95670
(916) 322-4336 FAX (916) 324-2875

**COMMISSION ON EMERGENCY MEDICAL SERVICES****QUARTERLY MEETING**

MEETING DATE: June 15, 2022

ITEM NUMBER: **6C**SUBJECT: After-Action Reporting Presentation: Ambulance Patient
Offload Times TeamsPRESENTER: Hernando Garzon, M.D.
Acting Medical DirectorCONSENT: ACTION: INFORMATION: **RECOMMENDATION**

Receive information on the EMSA Ambulance Patient Offload Time (APOT) Deployment Survey and After-Action Reporting.

BACKGROUND

The State has worked with hospitals to stand up triage units which are attached to the Emergency Departments (EDs). This helps over-crowded EDs support increased holding capacity for those arriving by ambulance. These teams provide ED level of care which significantly improves patient throughput. With improved throughput, hospitals can accept more new patients from ambulances, so ambulances can return into service and respond to other 911 calls.

Two different types of APOT teams were deployed from January 10, 2022, until March 31, 2022, during the Omicron Surge of Winter 2021 – 2022. One was an APOT team which consisted of eighteen (18) clinicians: six (6) ED nurses, six (6) paramedics, and six (6) licensed vocational nurses. These 18 clinicians were deployed as a unit, where often two of each clinician type were working a given shift. The second APOT team consisted of paramedic only teams deployed to facilities to provide transfer of care from the ambulance to the hospital ED, to ensure each patient was stabilized and cared for until an ED bed became available.

SUMMARY

Purpose:

In April 2022, after the APOT deployments had ended, a program feedback survey was sent to each of the facilities that utilized staff. This included 54 facilities, 15 LEMSAs, and 15 Emergency Medical Services (EMS) providers. The survey provided an opportunity to gain important insights into the success of the program and how staff were utilized.

Methodology:

- Initial survey was sent 4/8/22, eight days after demobilization date of 3/31/22.
- Follow-up emails were sent 4/12/22 and 4/14/22 to all non-respondents.
- Follow-up phone calls were placed to non-responding facilities on 4/19/22.
- Survey utilized drop-down boxes for identification of specific facility, LEMSA, or EMS provider as well as open-ended questions to provide specific feedback as desired.

Conclusion:

- Overall response rate to the survey was 90%, representing 48 of 54 facilities, 9 of 15 LEMSAs (representing 21 facilities), and 9 of 15 EMS providers.
- 34% of facilities indicated that APOT staff were primarily used to "facilitate transfer of care for release of ambulances back into the 911 system", while 52% used the APOT staff primarily as ED Nurse Extenders.
- 86% of facilities noted a decrease in APOT after the arrival of support staff.
- Average decrease in APOT was 19% or 11.4 minutes.
- Of the respondents (N=50), 88% stated that they would utilize this program again.
- 89% of facilities and 100% of LEMSAs stated they would utilize this program again.

Next Steps:

- EMSA Acting Director's team will reach out to non-respondents to encourage completion of the survey, particularly by the LEMSAs. Survey feedback will be compiled to provide useful recommendations should similar APOT initiatives be utilized in the future.

EMERGENCY MEDICAL SERVICES AUTHORITY

10901 GOLD CENTER DR., SUITE 400
RANCHO CORDOVA, CA 95670
(916) 322-4336 FAX (916) 324-2875

**COMMISSION ON EMERGENCY MEDICAL SERVICES****QUARTERLY MEETING**

MEETING DATE: June 15, 2022

ITEM NUMBER: 6D

SUBJECT: Community Paramedicine Pilot Project Update

PRESENTER: Lou Meyer
Community Paramedicine Pilot Project ManagerCONSENT: ACTION: INFORMATION: **RECOMMENDATION**

Receive information regarding the Community Paramedicine Pilot Project.

FISCAL IMPACT

EMSA has entered consultant contracts for both the project management consultant and the independent evaluator. Local pilot site providers participate with in-kind contributions and any local grants or reimbursement.

BACKGROUND

On November 14, 2014, the Office of Statewide Health Planning and Development (OSHPD) approved Health Workforce Pilot Project (HWPP) #173, a pilot project to test different concepts for the practice of community paramedicine (CP). Each site chose the concept(s) it would test based on local needs and interests. The concepts currently being tested are:

- Case management services for people who frequently use emergency medical services (EMS)
- Short-term, home-based follow-up care to people recently discharged from a hospital due to a chronic condition
- Directly observed therapy for tuberculosis
- Collaboration with hospice agency nurses, patients, and family members to treat patients in their homes according to their wishes instead of transporting them to an ED

- Offering people who have mental health needs, but no acute medical needs, transport directly to a mental health crisis center instead of to an ED
- Offering people who are inebriated transport to a sobering center instead of to an ED

SUMMARY

Community Paramedicine Pilot Project Enrollment

Project No.	Concept	Enrolled for the First Time			Total Enrolled			Cumulative Enrolled*
		Oct - 21	Nov 21	Dec - 21	Oct - 21	Nov 21	Dec - 21	
CP001	Alternate Destination – Urgent Care	Closed May 2017						12
CP002	Post-Discharge	Closed in August 2016						154
CP003	Alternate Destination – Urgent Care	Closed in November 2017						34
CP004	Post-Discharge	Closed in December 2018						1,001
CP005	Tuberculosis	0	0	0	1	1	1	56
CP006	Hospice	7	12	11	-	-	-	673
CP007A	Frequent EMS Users	0	0	0	4	4	4	85
CP007B	Post-Discharge	Closed November 2020						140
CP008	Post-Discharge	-	-	-	-	-	-	228
CP009	Alternate Destination – Urgent Care	Closed in November 2017						2
CP010	Frequent EMS Users	0	0	0	25	25	25	71
CP012	Alternate Destination – Mental Health	5	1	2	-	-	-	528
CP013	Post-Discharge	0	1	5	0	1	6	303
CP014	Alternate Destination – Sobering Center	37	30	26	-	-	-	3,438
CP015A	Alternate Destination – Sobering Center	-	-	-	-	-	-	0
*CP015 B	Alternate Destination – Mental Health	0	1	5	-	-	-	136
CP018	Alternate Destination - Mental Health*	N/A	N/A	N/A	-	-	-	108
CP019	Alternate Destination - Sobering Center*	N/A	N/A	N/A	-	-	-	96
CP021	Frequent EMS Users	10	13	9	114	110	94	517
CP022	Alternate Destination – Mental Health	141	123	120	-	-	-	6,590

Total	200	181	178	144	141	130	14,172
Cumulative enrollment differs from the cumulative sum of total enrolled patients in each month because patients enrolled in these projects are not necessarily unique from month to month. Some patients participating in frequent 911 caller and tuberculosis pilot projects receive CP services for multiple months. Some patients enrolled in post-discharge pilot projects receive CP service for a 30-day period spanning two months (e.g., enrolled on September 20, 2021, and completed 30-day period on November 19, 2021). * No data were available this quarter for CP0018 and CP0019.							

***Pilot Project Site Closure – Santa Clara – Gilroy Fire Department**

A joint decision between the Gilroy Fire Department and the Santa Clara County EMS Agency has been made to close their Behavioral Health Alternate Destination Pilot Project effective 0800 May 1, 2022.

The Pilot Project with the Gilroy Fire Department has been in operation since June 2018. Dr. Ken Miller, the pilot projects principal investigator stated that *“both the Fire Service and the EMS Agency have learned much from it. Indeed, the experience with the Pilot Project will inform our future project of behavioral crisis alternate destination EMS transport that will follow the CA EMS Authority regulations currently under development. Once regulations are promulgated, we anticipate presenting a proposal to the Authority for education, operations, and a protocol like those of the Pilot Project but operational Countywide. Our target date for implementation is January 2023 with education of all EMS providers during the fall and winter of 2022.”*

EMSA wishes to thank Dr. Ken Miller, Chief Wyatt and the entire Gilroy Fire Department for their contribution to this important pilot project.

DISCUSSION

The Community Paramedicine Pilot Project Manager continues to function in the role of Liaison to community paramedicine and triage to alternate destination oversight advisory committee which was established in accordance with the provisions of AB 1544 to advise the authority on the development and oversight of community paramedicine program and triage to alternate destination program specialties.

Additionally, the Community Paramedicine Pilot Project Manager has devoted significant time working with the EMSA Regulatory Workgroup and EMSA Executive Team in the development of the Community Paramedicine & Triage to Alternate Destination regulations.

The Authority has completed the required regulations public comment process and will be submitting the draft regulations to the EMS Commission for approval

Commission on Emergency Medical Services

June 15, 2022

Item #6D

Page 4

during its June 15, 2022, meeting, which will establish minimum standards for the development of a community paramedicine or triage to alternate destination programs throughout the state of California.

EMERGENCY MEDICAL SERVICES AUTHORITY

10901 GOLD CENTER DR., SUITE 400
RANCHO CORDOVA, CA 95670
(916) 322-4336 FAX (916) 324-2875

**COMMISSION ON EMERGENCY MEDICAL SERVICES****QUARTERLY MEETING**

MEETING DATE: June 15, 2022

ITEM NUMBER: 7A

SUBJECT: Review of Behavioral Health Practices Across Local EMS Agencies

PRESENTER: Ken Miller, M.D., Ph.D.
Administrative Committee Member, Commission on EMSCONSENT: ___ ACTION: ___ INFORMATION: X**RECOMMENDATION**

Receive information on behavioral health practices across local EMS agencies.

FISCAL IMPACT

No fiscal impact.

BACKGROUND

Management of behavioral crisis and psychiatric emergencies in the Emergency Medical Services across California has taken on escalating urgency associated with population and community stressors of the COVID-19 global pandemic, opiate and other substance use disorders, interpersonal violence, chronic psychiatric disorders, socioeconomic inequities, housing insecurities, and workplace uncertainties.

SUMMARY

A convenience sample of polices and protocols will be discussed relating to behavioral crisis, psychiatric emergencies, EMS transportation decision making, physical medical restraint, emergency behavioral sedation and clinical management of syndromes related to behavioral violence with multiorgan system complications.

Commission on Emergency Medical Services

June 15, 2022

Item #7A

Page 2

DISCUSSION

A review of local EMS agency practices and policies will inform future development of EMS clinical care that is focused on effective and compassionate management of patients in crisis or with exacerbation of chronic psychiatric disorders.

ATTACHMENT(S)

None.

EMERGENCY MEDICAL SERVICES AUTHORITY

10901 GOLD CENTER DR., SUITE 400
RANCHO CORDOVA, CA 95670
(916) 322-4336 FAX (916) 324-2875

**COMMISSION ON EMERGENCY MEDICAL SERVICES****QUARTERLY MEETING**

MEETING DATE: June 15, 2022

ITEM NUMBER: 7B

SUBJECT: 988 Behavioral Health Hotline Initiative Presentation

PRESENTER: Stephanie Welch, Deputy Secretary of Behavioral Health
California Health and Human Services AgencyCONSENT: ACTION: INFORMATION: **RECOMMENDATION**

Receive information on the 988 Behavioral Health Hotline initiative.

FISCAL IMPACT

The Department of Health Care Services is investing \$20 million in California's network of emergency call centers to support the launch the 988 hotline network.²

BACKGROUND

In August of 2019, the FCC released a report recommending the use 9-8-8 as the 3-digit code for the National Suicide Prevention Lifeline.³

In July of 2020, the FCC adopted rules requiring phone service providers and covered text providers to direct all 988 calls and texts to the existing National Suicide Prevention Lifeline by July 16, 2022. This expansion is intended to better support at-risk communities in crisis, including youth and individuals with disabilities.³

In October of 2020, the federal government passed the National Suicide Hotline Designation Act, establishing 988 as the designated phone line and universal telephone number for suicide prevention and immediate mental health crisis response nationwide.⁵ This hotline system operates through the National Suicide Prevention Lifeline maintained by the Assistant Secretary for Mental Health and

Substance Abuse and the Veterans Crisis Line maintained by the Secretary of Veterans Affairs.¹

In July of 2020, the FCC adopted rules requiring phone service providers and covered text providers to direct all 988 calls and texts to the existing National Suicide Prevention Lifeline by July 16, 2022. This expansion will better support at-risk communities in crisis, including youth and individuals with disabilities.³

SUMMARY

With the rollout of this system, calls and text messages to the 988 Behavioral Health Hotline would be routed to the thirteen certified suicide prevention call centers currently operating in California. The county receiving the call would determine whether a dispatch, such as the dispatch of a mobile crisis team, is needed.

Assembly member Rebecca Bauer-Kahan, who launched Assembly Bill 988, also called the "Miles Hall Lifeline Act," stated in an interview that establishing the 988 hotline is the first step towards cultivating a complete and robust mental health care system. She went on to state that the end goal is to obtain a complete continuum of care, so that counties can provide the services that each caller needs.⁴

AB 988 includes funding for both the mobile crisis response and stabilization services and requires 988 centers to provide a person experiencing a behavioral health crisis access to a trained counselor via telephone, by July 16, 2022, in compliance with the National Suicide Hotline Designation Act. It also includes the requirement that 988 centers provide access to a trained counselor by call, text, and chat, by January 1, 2027. The bill text can be found here: [Bill Text - AB-988 Mental health: 988 crisis hotline. \(ca.gov\)](#).

Sources

1. "AB-988 Mental Health: 988 Crisis Hotline." *Bill Text - AB-988 Mental Health: 988 Crisis Hotline.*, California Legislative Information, 22 June 2021, https://leginfo.ca.gov/faces/billNavClient.xhtml?bill_id=202120220AB988.
2. "California Dedicates \$20 Million to Support New Mental Health '988' Crisis Hotline." *Www.dhcs.ca.gov, Department of Healthcare Services*, 3 Sept. 2021, <https://www.dhcs.ca.gov/formsandpubs/publications/oc/Documents/2021/21-06-988-Line.pdf>. Accessed 19 May 2022.
3. "Fact Sheet: 988 and Suicide Prevention Hotline." *Www.fcc.gov, Federal Communications Commission*, <https://www.fcc.gov/sites/default/files/988-fact-sheet.pdf>.
4. Gold, Jenny. "California's New 988 Mental Health Line: How Will It Work?" *INQUIRER.net USA, Inquirer Interactive, Inc.*, 15 Oct. 2021, <https://usa.inquirer.net/85072/californias-new-988-mental-health-line-how-will-it-work>.
5. *United States, Congress, Cong., S.2661 — 116th Congress (2019-2020). S.2661 - National Suicide Hotline Designation Act of 2020, U.S. Government Publishing Office, 17 Oct. 2020. 116th Congress, 2nd session, bill S. 2661*, <https://www.congress.gov/bills/116th-congress/senate-bill/2661/text>. Accessed 19 May 2022.

EMERGENCY MEDICAL SERVICES AUTHORITY

10901 GOLD CENTER DR., SUITE 400
RANCHO CORDOVA, CA 95670
(916) 322-4336 FAX (916) 324-2875

**COMMISSION ON EMERGENCY MEDICAL SERVICES****QUARTERLY MEETING**

MEETING DATE: June 15, 2022

ITEM NUMBER: 8A

SUBJECT: Local EMS Agency Trial Study Submissions

PRESENTER: Kim Lew, Chief
Chief, EMS Personnel DivisionCONSENT: ___ ACTION: ___ INFORMATION: X **RECOMMENDATION**

Courtesy notification of recent local EMS Agency trial study submissions.

FISCAL IMPACT

No fiscal impact.

BACKGROUND

The California Emergency Medical Services Authority (EMSA) Director has approved five (5) new Local EMS Agency (LEMSA) Medical Director requested trial studies authorizing paramedics to perform prehospital emergency medical care treatment procedures or administer medication(s) on a trial basis, pursuant to the California Code of Regulations, Title 22, Division 9, Chapter 4, §100147. Within eighteen (18) months of initiation of the procedure(s) or medication(s), the LEMSA Medical Director shall submit a written report to the Commission on Emergency Medical Services (Commission) to include at a minimum the progress of the study, number of patients studied, beneficial effects, adverse reactions or complications, appropriate statistical evaluation, and general conclusion. The Commission shall review the report and advise the EMSA to do one (1) of the following: 1) recommend termination of the study, 2) recommend continuation of the study for a maximum of eighteen (18) months, or 3) recommend the procedure, or medication, be added to the paramedic basic or local optional scope of practice.

Commission on Emergency Medical Services

June 15, 2022

Item #8A

Page 2

The EMSA has received, and approved, trial study requests from Alameda County, Inland Counties, Kern County, Riverside County and San Francisco City and County LEMSAs.

SUMMARY

Project No.	Local EMS Agency	Study Title	EMS Agency Medical Director/ Primary Investigator	Trial Study Requested	Commission Notified	18 Mo. Report Due	Description of Study
TS002	Alameda County EMS Agency	Buprenorphine	Karl Sporer, MD	4/7/2022	06/15/22	10/7/2023	<p>The Alameda County EMS Agency initiated a CA MAT Bridge Program to lower barriers to acute opioid withdrawal patient treatment by utilizing paramedic providers in prehospital settings to administer buprenorphine to patients so they may stabilize and consider long-term treatment options. Policies and procedures were instituted to include treatment protocols, medical control, quality assurance of the procedure and medication, and paramedic training and competency testing. A Bridge ED site was designated as the Opiate Overdose and Withdrawal Receiving Center with a new destination policy for patients electing to be transported for further treatment. The Alameda County EMS Agency will share all overdose and withdrawal patient's contact information with the Department of Public Health using First Pass.</p> <p>The program went live April 7, 2022, with a training pilot group of fifteen (15) specially trained paramedics. At that time, no patients had been enrolled.</p>
TS003	Inland Counties EMS Agency	Point of Care Ultrasound	Reza Vaezazizi, MD	1/13/2022	06/15/22	7/13/2023	<p>The Inland Counties EMS Agency (ICEMA) initiated the utilization of Prehospital Point of Care Ultrasound (POCUS) as part of a trial study to help guide treatment during the following conditions: 1) suspected Tension Pneumothorax as a result of blunt or traumatic injury, 2) persistent cardiac arrest with fine ventricular fibrillation, asystole or pulseless electrical activity (PEA), 3) confirm placement of endotracheal tube in conjunction with EtCO2, and 4) placement of vascular access when impeded by patient condition. EMSA Director, Dr. Dave Duncan, request this tool not be used in a manner that extends scene times.</p> <p>The program established its first training on January 13, 2022 and the first patient scan was obtained on January 17, 2022. The LEMSAs are in process of phasing in providers as they complete training and obtain their devices. They currently have two (2) providers fully implemented and three (3) providers pending training and implementation.</p>
TS004	Kern County EMS Agency	Point of Care Ultrasound	Kristopher Lyon, MD	10/21/2021	06/15/22	8/28/2023	<p>See description of ICEMAs POCUS, TS003. The Kern County EMS Agency authorized the California City Fire department to participate in the utilization of POCUS as part of an adjunct to the ICEMA Arrowhead Prehospital trial study. The utilization of POCUS began February 28, 2022.</p>
TS005	Riverside County EMS Agency	Point of Care Ultrasound	Reza Vaezazizi, MD	1/13/2022	06/15/22	7/13/2023	<p>See description of ICEMAs POCUS, TS003. The Riverside County EMS Agency authorized the California City Fire department to participate in the utilization of POCUS as part of an adjunct to the ICEMA Arrowhead Prehospital trial study.</p> <p>The program established its first training on January 13, 2022 and the first patient scan was obtained on January 17, 2022 in conjunction with ICEMA. The LEMSAs are in process of phasing in providers as they complete training and obtain their devices.</p>
TS006	San Francisco City and County EMS Agency	Buprenorphine	John Brown, MD	Hasn't started yet.	06/15/22		<p>See description of Alameda EMS Agency, TS001. The San Francisco City and County EMS Agency is planning to initiate paramedic administration of Buprenorphine to patients of acute opioid withdrawal symptoms in a prehospital setting using the CA Bridge program model. In this study, however, paramedics will contact a pharmacist at the CA Poison Control System to obtain approval as part of the protocol. All other protocols will be those already adopted by Alameda County and Contra Costa County EMS Agencies.</p>

DISCUSSION

None.