



The “Biospatial Quick Start Guide for California Core Quality Measures” was created by the California Emergency Medical Services Authority (EMSA), EMS Systems Division, for use by the local emergency medical services agencies that were provided Biospatial access by EMSA.

Biospatial utilizes data from the California Emergency Medical Services Information System (CEMSIS), which is the statewide data repository for the collection and reporting of EMS data at state and national levels. Authorized individuals shall adhere to the “End User and Data Access Agreement (EUDAA)” established by Biospatial.

**Biospatial**

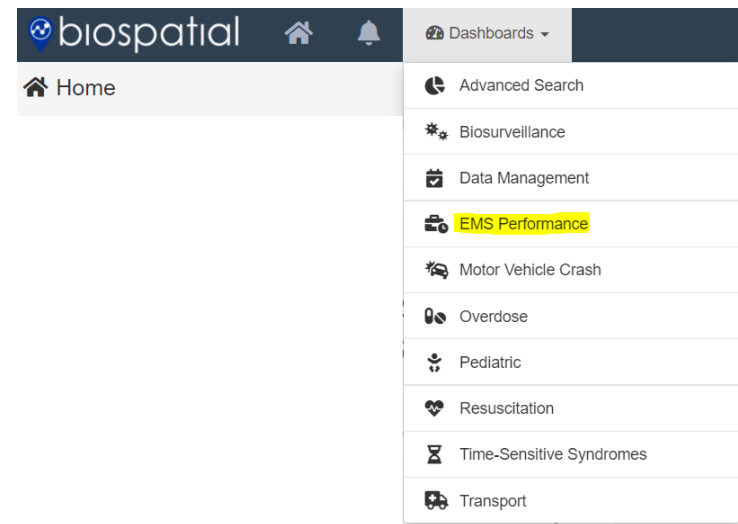
## Quick Start Guide for California Core Quality Measures

### Sign In

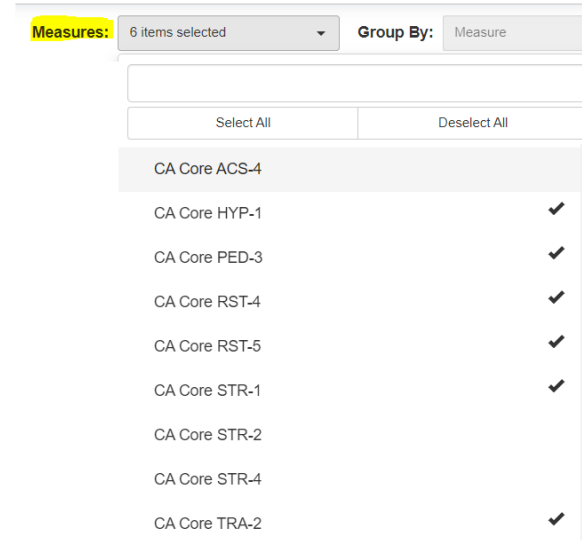
1. Sign in to [Biospatial](https://app.biospatial.io/login) (<https://app.biospatial.io/login>)
  - a. You may be sent a verification code via email or SMS text to complete the login process.

### View and Modify Dashboards

2. Select “Dashboards” at top left of screen.
3. Select “EMS Performance” from drop down list.
  - a. Several dashboards will appear that you may utilize.




4. Select and filter measures by selecting from the “Measures:” drop down list above each dashboard.  
a. Scroll down to “Other Community-Provided” and select the CA Core measure(s) you want to view



5. Filter data by selecting the “Toggle Search Parameters” icon to the left of the page.  
a. There are various filters, such as provider agencies, start and end dates, etc.



6. Select your filters then click “Apply & Close” to apply parameters to the dashboards.  
a. Adjust filters/parameters as desired.



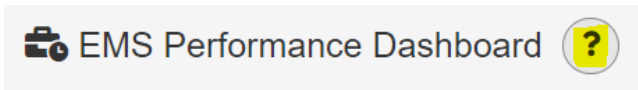
7. You may apply data labels and/or edit the dashboard appearance by selecting the icon(s) above the dashboard on the right side.



8. You may download the information as charts or CSV by selecting the icon(s) above the dashboard on the right side.



9. You can view measure specifications by selecting the question mark next to “EMS Performance Dashboards” near top left of page > then select the measure.



## Training Guides

10. Training videos, guides, and other documents are available. Select your user profile at top right of screen > select “Support” from drop down list.
- To view training videos: select “Training Videos and Documents” > select “Basic Application Functions” > select the video to view.

## Questions and Technical Support

11. For general questions about Biospatial and the EMS Performance Dashboards, including account/access questions, please contact Michelle McEuen at [Michelle.McEuen@emsa.ca.gov](mailto:Michelle.McEuen@emsa.ca.gov) or (916) 903-9624.
12. For technical support you may submit a help request from your Biospatial account.
- To submit a help request: select your user profile at top right of screen > select “Support” from drop down list > Select “Contact the Biospatial Help Desk” > complete the form.