

**STATE OF CALIFORNIA  
COMMISSION ON EMERGENCY MEDICAL SERVICES  
June 18, 2025  
10:00 A.M. – 1:00 P.M.**

**Location  
DoubleTree by Hilton Sacramento  
2001 Point West Way, Sacramento CA 95815**

**AGENDA**

- 1. Call to Order and Pledge of Allegiance**
- 2. Review and Approval of March 19, 2025, Minutes**
- 3. Director's Report**
- 4. Consent Calendar**
  - A. Administrative and Personnel Report
  - B. Legal Report
  - C. Enforcement Report
  - D. Paramedic Disciplinary Review Board (PDRB) Report

**Regular Calendar**

- 5. Legislative, External Affairs and Regulations Division**
  - A. Legislative Report
  - B. Regulations Report
  - B1. EMS Commission Vote for Approval/Denial of: *Chapter 1. Delivering Equitable and Person-Centered Care: Article 1.2 Ambulance Patient Offload Time (attached)*
- 6. Quality and Planning Division**
  - A. Ambulance Patient Offload Delays (APOD) Bi-annual Report
  - B. Sacramento County Ambulance Patient Offload Presentation
- 7. Disaster Medical Services**
  - A. Preparedness for 2025 Wildfire Season
- 8. Follow-up on previous items**
- 9. Items for Next Agenda**
- 10. Public Comment**
- 11. Adjournment**

**A full agenda packet will not be provided at the meeting; however, you can**

**print a full packet, including the agenda from the Department's website at [www.emsa.ca.gov](http://www.emsa.ca.gov).** This event will be held in an accessible facility.

Individuals with disabilities requiring auxiliary aids or services to ensure accessibility such as language interpreting, assisted listening device, materials in alternate formats or other accommodation, should contact [j.mcginis@emsa.ca.gov](mailto:j.mcginis@emsa.ca.gov), no less than 7 days prior to the meeting.

**STATE OF CALIFORNIA  
COMMISSION ON EMS  
March 19, 2025  
Embassy Suites Anaheim South  
11767 Harbor Blvd.  
Garden Grove, CA 92840**

**MINUTES**

**COMMISSIONERS PRESENT:**

Sean Burrows, Chair, Marc Gautreau, M.D., Vice Chair, David Ghilarducci, M.D., Travis Kusman, Lydia Lam, M.D., Julie Marquez, M.D., Ken Miller, M.D., Ph.D., Lamont Nguyen, Masaru Oshita, M.D., Jodie Pierce, James Pierson, Carole Snyder, Kristin Thompson, and Atila Uner, M.D.

**COMMISSIONERS ABSENT:**

Steve Barrow and Thomas Giandomenico

**EMS AUTHORITY STAFF PRESENT:**

Elizabeth Basnett, Director  
Hernando Garzon, M.D., Medical Director  
Gabrielle Santoro, Chief Deputy Director  
Kevin Anderson, Emergency Management Coordinator  
Julie McGinnis, HIE Program Analyst  
Tim Reed, Chief, Disaster Medical Services Division  
Ashley Williams, Deputy Director of Legislative and External Affairs

**PUBLIC COMMENTORS:**

Brian Hartley, Bound Tree Medical  
John Poland, Sierra-Sacramento Valley EMS Agency and Emergency Medical Services  
Administrators Association of California  
Ray Ramirez  
Karl Sporer, M.D. Napa County EMS

**1. CALL TO ORDER AND PLEDGE OF ALLEGIANCE**

Chair Sean Burrows called the meeting to order at 10:00 a.m. Fourteen Commissioners were present. He led the Pledge of Allegiance and reviewed the meeting protocols and meeting agenda.

**2. REVIEW AND APPROVAL OF DECEMBER 11, 2024, MEETING MINUTES**

Commissioner Snyder referred to her comment on page 5 and asked to change "100,000 electronic records missing" to "3,000 electronic records missing."

Commissioner Kusman repeated his request from the last meeting to correct the spelling of his last name throughout the meeting packet from "Kuzman" to "Kusman."

Action: Commissioner Snyder made a motion, seconded by Commissioner Uner, that:

- *The Commission approves the December 11, 2024, Commission on Emergency Medical Services (EMS) Meeting Minutes as revised.*

Motion carried 11 yes, 0 no, and 2 abstain, per roll call vote as follows:

The following Commissioners voted “Yes”: Commissioners Ghilarducci, Kusman, Miller, Nguyen, Oshita, Pierson, Snyder, Thompson, and Uner, Vice Chair Gautreau, and Chair Burrows.

The following Commissioners abstained: Commissioners Lam and Pierce.

### **3. EMERGENCY MEDICAL SERVICES AUTHORITY (EMSA) DIRECTOR’S REPORT**

Elizabeth Basnett, Director, stated staff has been receiving questions about what the recent federal administration transition might mean for the EMSA. She stated over 40 percent the EMSA’s budget comes from federal funding. Staff does not yet know how the proposed federal budget cuts will impact the EMSA.

Director Basnett stated her Director’s Report at the next meeting will include an update on the EMSA’s 10-year strategic plan. She stated one of the strategic plan’s objectives is to define equity. The EMSA will be hosting three equity workshops across the state to define equity and create a set of metrics to measure it. One will be held on April 3rd in San Francisco, and two will be held on April 15th in Anaheim and Bakersfield. She encouraged everyone to attend and to get the word out across their networks so all voices have the opportunity to be at the table for this important discussion.

Director Basnett introduced Chief Deputy Director Gabrielle Santoro and noted that Chief Deputy Director Santoro has already been an asset to the EMSA on the federal transition and state budget climate issues.

#### Discussion

Director Basnett responded to Commissioner questions about recent seat changes and the number of vacant positions on the Commission. She noted that staff is working to fill those seats as quickly as possible.

#### Public Comment

There was no public comment.

### **4. CONSENT CALENDAR**

- A. Administrative and Personnel Report**
- B. Legal Report**
- C. Enforcement Report**
- D. Paramedic Disciplinary Review Board (PDRB) Report**

Commissioner Thompson asked if staff positions have been filled that were approved in the budget.

Director Basnett stated staffing for Senate Bill (SB) 716, SB 767, and Assembly Bill (AB) 40 have not yet been funded and those positions will not be filled. A staffing update will be provided at the June meeting.

#### Public Comment

There was no public comment.

Action: Commissioner Kusman made a motion, seconded by Vice Chair Gautreau, that:

- *The Commission approves all items on the Consent Calendar as presented.*

Motion carried 13 yes, 0 no, and 0 abstain, per roll call vote as follows:

The following Commissioners voted “Yes”: Commissioners Ghilarducci, Kusman, Lam, Miller, Nguyen, Oshita, Pierce, Pierson, Snyder, Thompson, and Uner, Vice Chair Gautreau, and Chair Burrows.

The item was noted and filed.

## **5. LEGISLATION AND REGULATIONS**

### **A. Legislative Report**

Deputy Director Ashley Williams stated the legislative session has just begun. Staff is reviewing all proposed legislation to identify impacts for the EMSA and the EMS system. A report is available on the website.

### **B. Regulations Update**

Deputy Director Williams reviewed the Regulations Update Report of the regulations being promulgated, which was included in the meeting materials.

Director Basnett noted a correction to the meeting materials that AB 716 should be AB 767.

#### Discussion

Commissioner Thompson asked if the Chapter 1 Regulations will be brought back to the EMSA Policy Advisory Committee (EPAC) after including community feedback.

Director Basnett stated staff is reviewing the last set of comments received and expects to do more one-on-ones with the community. The EPAC Committee will convene if significant changes are made. The goal is to notice the Chapter 1 Regulations publicly before October.

#### Public Comment

John Poland, Regional Executive Director, S-SV EMS Agency, and Legislative Chair, Emergency Medical Services Administrators Association of California (EMSAAC), stated the EMSAAC fully supports the collaborative work being done to develop and ultimately implement the new Chapter 1 Regulations. He stated the EMSA staff have provided consistent leadership necessary to effectively manage this essential project. Although no community organization will get everything they want in these regulations, EMSAAC remains fully engaged and committed to the process and is looking forward to the final

promulgation of important regulations necessary to further the advancement of the California EMS system.

Carl Sporer, M.D., EMS Medical Director for Napa County, and EMS Medical Directors' Association of California (EMDAC) member on the Chapter 1 EPAC group, spoke in support of the Chapter 1 process and thanked the EMS Authority for their ability and leadership.

Ray Ramirez, speaking as an individual, referred to interrelated regulation processes such as Chapters 1 and 6, and stated the need to ensure that known errors are corrected. He stated the need to precisely define what the minimum requirements are in the plan. Chapter 6 is difficult to understand with inconsistent use of terminology, erroneously-omitted text, and missing timelines. These need to be corrected in the new revision.

Mr. Ramirez stated he drafted a comparison chart of suggested changes that he will send to staff for their review. He stated the need to take public comment seriously and address defects, because laws and regulations are being made that are enforceable against people.

## **6. DISASTER MEDICAL SERVICES**

### **A. 2025 Fire Response Update**

Tim Reed, Chief, Disaster Medical Services Division, reviewed the 2025 Fire Response Update, which was included in the meeting materials. He provided information on the EMS Authority's response activities to date and highlighted current activities underway. He stated, of the three fire incidents that the California Medical Assistance Team (CAL-MAT) were deployed to, the Eaton Fire required the greatest number of contacts, patients transported, and pharmaceuticals dispensed. He reviewed the 2024-25 California Department of Forestry and Fire Protection (CAL FIRE) Base Camp daily averages. He noted that, since moving to an electronic tracking system, more accurate data was able to be accessed quickly.

Chief Reed stated the EMS Authority deployed four Ambulance Strike Teams (ASTs) and one ambulance bus to the Los Angeles area during fire, storm, or wind events. The teams covered multiple fires and were used to transport patients during evacuations and were pre-staged in potential evacuation areas.

### Discussion

Commissioner Ghilarducci asked for more information about the transports.

Chief Reed stated individuals transported to a local emergency room were individuals who sought medical attention at the CAL FIRE Base Camp tent but who required a higher level of care.

Commissioner Ghilarducci asked about the top reasons individuals were transported.

Hernando Garzon, M.D., Medical Director, stated they were generally illnesses or injuries that required more diagnostic capability than is available in a tent, such as labs and x-rays.

Commissioner Ghilarducci asked about patterns or the preventability of these transportable issues.

Medical Director Garzon stated no patterns were noted; transported individuals had assessment needs beyond the capability in the tent.

## **B. Ambulance Strike Team Update**

Chief Reed provided an overview, with a slide presentation, of the history, development capabilities and activation process, and participation and program growth of the Ambulance Strike Team Leader (ASTL) program. He stated next steps include to ensure at least one ASTL training session per Mutual Aid Region, expand provider participation and update program guidelines, align the Disaster Medical Support Unit (DMSU) program with ASTL training and deployment needs, and continue refining deployment procedures and training standards to enhance response efficiency.

### Discussion

Commissioner Ghilarducci asked if the ASTL training certifies for life.

Kevin Anderson, Emergency Management Coordinator, stated participants in the ASTL training classes have five years to meet all requirements to be issued an ASTL Red Card. The ASTL Red Card is good for five years after the date of issue.

Vice Chair Gautreau asked about situations where an ASTL cannot be found.

Mr. Anderson stated another region can be tasked to supply an ASTL if one cannot be found locally.

Commissioner Thompson asked about integration and if the strike teams are autonomous.

Mr. Anderson stated the goals are to follow Standardized Emergency Management System (SEMS) and integrate.

Commissioner Pierce asked who has the responsibility to audit and inspect the DMSU vehicles for response readiness.

Mr. Anderson stated part of the Memorandums of Understanding (MOUs) with providers is that they have the responsibility to inspect and ensure that the vehicles are stocked appropriately.

### Public Comment

Brian Hartley, retired paramedic, currently working for Bound Tree Medical, asked if deployed ASTs inquire about monitors on advanced life support (ALS) units to verify compatibility.

Mr. Anderson stated they do not. The providers coming as part of that strike team or task force request bring their native, organic equipment. If it ended up being a substantial deployment where that type of crossover would be an issue, it can be worked out at the local level with additional equipment or a vendor to help bridge that gap.

Chair Burrows apologized to Commissioner Marquez for not calling her name for roll call or votes, since her name was inadvertently left off his roll sheet.

## **7. FOLLOW-UP ON PREVIOUS ITEMS**

### **A. AB 40 Implementation Update: to be covered in 5B**

### **B. Equity Update: to be covered in Director's Report**

Chair Burrows asked if there were discussion items on previous Commission meetings to address.

Commissioner Thompson asked if the rankings by county and by hospital that were voted on at the December Commission meeting will be included in the new APOT Report and about the regular updates that were requested.

Medical Director Garzon stated staff will work on AB 40 changes and will include the rankings and regular updates that were voted on at the last meeting.

## **8. ITEMS FOR NEXT AGENDA**

### **A. Presentation for Nurse Navigator**

Chair Burrows asked who will be giving the nurse navigator presentation.

Commissioner Thompson stated Commissioner Miller will be presenting, along with a representative from Consolidated Fire Agencies (CONFIRE), located in San Bernardino County.

### **B. Ambulance Patient Offload Delay Mitigation Presentation-Sac Co.**

Chair Burrows asked who will be giving the APOD presentation.

Director Basnett stated the Tom McGinnis, Chief of the new EMS Quality and Planning Division, will be presenting, along with a representative from Sacramento County.

## **9. NOMINATION OF OFFICERS (MARCH 2025 – MARCH 2026)**

Chair Burrows stated nominations for Commission officers are opened at the last Commission meeting of the year, and the election is held at the first meeting of the following year. Per the Bylaws, the Chair can only serve two consecutive one-year terms. Per the Bylaws, all Commission officers are eligible for reelection, except the immediate past chair who is automatically a member of the Administrative Committee.

Chair Burrows reminded everyone that the current Administrative Committee includes Commissioners Travis Kusman, Ken Miller, and Atilla Uner.

### **A. Chairperson**

Chair Burrows stated Commissioner Uner nominated Vice Chair Gautreau as Chair of the EMS Authority for March of 2025 to March of 2026 and Commissioner Kusman seconded at the December 2024 Commission meeting.



Chair Burrows asked for additional nominations for Chair. No additional nominations were offered. He closed nominations for Chair.

### **B. Vice Chairperson**

Chair Burrows stated Vice Chair Gautreau nominated Commissioner Kusman as Vice Chair of the EMS Authority for March of 2025 to March of 2026 and Commissioner Uner seconded at the December 2024 Commission meeting.

Chair Burrows stated Commissioner Nguyen nominated Commissioner Thompson as Vice Chair of the EMS Authority for March of 2025 to March of 2026 and Commissioner Snyder seconded at the December 2024 Commission meeting.

Chair Burrows asked for additional nominations for Vice Chair. No additional nominations were offered. He closed nominations for Vice Chair.

### **C. Two Administrative Committee Representatives**

Chair Burrows stated he will be on the Administrative Committee as the Immediate Past Chair. He stated Commissioner Kusman nominated Commissioner Oshita to serve on the Administrative Committee for March 2025 to March of 2026 and Commissioner Ghilarducci seconded at the December 2024 Commission meeting.

Chair Burrows stated Commissioner Uner nominated Commissioner Thompson to serve on the Administrative Committee and Vice Chair Gautreau seconded at the December 2024 Commission meeting.

Chair Burrows asked for additional nominations for two Administrative Committee positions for March of 2025 to March of 2026. No additional nominations were offered. He closed nominations for Administrative Committee positions.

## **10. VOTE OF OFFICERS (MARCH 2025 – MARCH 2026)**

### **A. Chairperson**

Chair Burrows stated, through acclamation, Vice Chair Gautreau will be Chair of the EMSA for March of 2025 to March of 2026.

### **B. Vice Chairperson**

- *The Commission elects Commissioner Thompson as Vice Chair of the EMSA for March of 2025 to March of 2026.*

Motion carried 8 yes, 0 no, and 0 abstain, per roll call vote as follows:

The following Commissioners voted "Yes": Commissioners Lam, Marquez, Miller, Nguyen, Pierce, Snyder, and Thompson, and Chair Burrows.

Motion carried 6 yes, 0 no, and 0 abstain, per roll call vote as follows:

The following Commissioners voted "Yes": Commissioners Ghilarducci, Kusman, Oshita, Pierson, and Uner, and Vice Chair Gautreau.

### **C. Two Administrative Committee Representatives**

Immediate Past Chair Burrows ruled Vice-Chair Elect Thompson not eligible to serve on the Administrative Committee now that she will be acting as Vice Chair of the Commission. He reopened the nominations for the remaining Administrative Committee position.

Vice Chair-Elect Thompson nominated Commissioner Snyder. Commissioner Pierce seconded.

Commissioner Ghilarducci nominated Commissioner Kusman. Commissioner Pierce seconded.

- *The Commission elects Commissioner Oshita as a member of the EMSA Administrative Committee for March of 2025 to March of 2026.*

Motion carried 13 yes, 0 no, and 0 abstain, per roll call vote as follows:

The following Commissioners voted "Yes": Commissioners Ghilarducci, Kusman, Lam, Marquez, Miller, Nguyen, Oshita, Pierce, Pierson, Snyder, and Thompson, Vice Chair Gautreau, and Chair Burrows.

- *The Commission elects Commissioner Snyder as a member of the EMSA Administrative Committee for March of 2025 to March of 2026.*

Motion carried 8 yes, 0 no, and 0 abstain, per roll call vote as follows:

The following Commissioners voted "Yes": Commissioners Lam, Marquez, Nguyen, Pierce, Snyder, Thompson, and Uner, and Chair Burrows.

Immediate Past Chair Burrows stated he will serve as member emeritus on the Administrative Committee, as the Immediate Past Chair. He congratulated Chair-Elect Gautreau and Vice Chair-Elect Thompson on their new roles, and Commissioners Oshita and Snyder for serving as Administrative Committee members for March of 2025 to March of 2026.

## **11. PUBLIC COMMENT**

There was no public comment.

## **12. ADJOURNMENT**

Director Basnett thanked Immediate Past Chair Burrows for serving as Chair of the EMSA for the past two years.

There being no further business, the meeting was adjourned at 11:08 a.m.

**EMERGENCY MEDICAL SERVICES AUTHORITY**

11120 INTERNATIONAL DRIVE, SUITE 200  
RANCHO CORDOVA, CA 95670  
(916) 322-4336 FAX (916) 324-2875

**COMMISSION ON EMERGENCY MEDICAL SERVICES****QUARTERLY MEETING**

MEETING DATE: June 18, 2025

**ITEM NUMBER: 4A**

SUBJECT: Administration and Personnel Report

PRESENTER: Craig Johnson, Administration &amp; Human Resources Division Chief

CONSENT:   X  ACTION:       INFORMATION:       **RECOMMENDATION**

Receive information on EMSA's budget and current staffing levels.

**SUMMARY****EMSA Budget****2025-2026**

The 2025-26 May Revision to the Governor's Budget for 2025-26 includes expenditure authority of \$64.0 million and 115 permanent positions. Of this, \$40.3 million (63%) is allocated for state operations, and \$23.7 million (37%) is delegated to local assistance. This includes the following proposals, in addition to the proposal to support facility costs that was reflected in the Governor's Budget:

- To support the California Poison Control System (CPCS), EMSA requests \$1,072,000 GF in 2025-26, \$1,359,000 GF in 2026-27 and \$1,663,000 GF in 2027-28 and ongoing. Additionally, EMSA requests reimbursement authority of \$1,626,000 in 2025-26, \$2,159,000 in 2026-27, and \$2,723,000 in 2027-28 and ongoing. This augmentation is requested due to increased salaries and benefit expenses resulting from negotiated union bargaining agreements and will continue stable funding for day-to-day operations of the CPCS and continued statewide access to poison center services.
- EMSA requests reappropriation of \$3,562,000 GF to support the implementation of a single Enterprise Services and Data Management (ESDM) solution that will meet the business and technical needs of the planned new Electronic Physician Orders for Life Sustaining Treatment (ePOLST) system, Central Registry replacement system, and the California

## Commission on Emergency Medical Services

June 18, 2025

Item #4A

Page 2

Emergency Medical Services Information System (CEMSIS) replacement system.

- EMSA requests \$5,516,000 GF in 2025-26 and ongoing to correct an error included in the 2024 Budget Act that inadvertently duplicated a reduction in ongoing resources. Please note that separately, a budget revision is also being processed to increase EMSA's expenditure authority by \$5,516,000 GF in 2024-25.

As stated in the March EMS Commission report, the 2024 Budget Act includes Control Section (CS) 4.05 and CS 4.12 to capture ongoing savings by reducing operational expenses and vacancies.

Under CS 4.05, EMSA's expenditure authority will be reduced by \$1.1 million reduction beginning in 2024-25.

Under CS 4.12, EMSA's expenditure authority will be reduced by \$1.3 million beginning in 2024-25 and six vacant positions will be eliminated in 2025-26.

### **2024-2025**

For 2024-25 at the 2024 Budget Act, EMSA's expenditure and position authority is \$64.3 million and 121 positions, respectively. Of the total expenditure authority, \$41.3 million is allocated for state operations, and \$23 million is delegated to local assistance.

As of May 2025, accounting records indicate that the department has expended or encumbered \$46.2 million (about 72% of total expenditure authority). This includes:

- \$30.9 million (about 75% of state operations expenditure authority).
- \$10.1 million (about 66% of local assistance expenditure authority).

# Commission on Emergency Medical Services

June 18, 2025

Item #4A

Page 3

## **EMSA Staffing Levels**

The department staffing level includes 121 permanent positions and 14 temporary (blanket and retired annuitant) positions. As of May 19, 2025, 17 authorized positions are vacant, and two temporary positions are vacant.

Please note that these staffing numbers do not capture the elimination of the six positions pursuant to CS 4.12 of the 2024 Budget Act.

	DIVISION									
	Exec (100)	PDRB (101)	Admin/HR (200)	LEA (300)	IT (400)	Legal (500)	DMS (700)	QPD (800)	PSD (900)	Total
Authorized	6.0	2.0	11.0	3.0	12.0	4.0	27.0	29.0	24.0	121.0
Temporary Staff	0.0	0.0	2.0	3.0	2.0	1.0	1.0	0.0	4.0	14.0
<b>Staffing Level</b>	<b>6.0</b>	<b>2.0</b>	<b>13.0</b>	<b>6.0</b>	<b>14.0</b>	<b>5.0</b>	<b>28.0</b>	<b>29.0</b>	<b>28.0</b>	<b>135.0</b>
Authorized (Vacant)	-2.0	-1.0	-1.0	-1.0	-3.0	0.0	-2.0	-9.0	-3.0	-17.0
Temporary (Vacant)	0.0	0.0	0.0	-1.0	0.0	0.0	0.0	0.0	0.0	-2.0
<b>Current Staffing Level</b>	<b>4.0</b>	<b>1.0</b>	<b>12.0</b>	<b>4.0</b>	<b>11.0</b>	<b>5.0</b>	<b>26.0</b>	<b>20.0</b>	<b>25.0</b>	<b>116.0</b>

**EMERGENCY MEDICAL SERVICES AUTHORITY**

11120 INTERNATIONAL DR., SUITE 200  
RANCHO CORDOVA, CA 95670  
(916) 322-4336 FAX (916) 324-2875

**COMMISSION ON EMERGENCY MEDICAL SERVICES****QUARTERLY MEETING**

MEETING DATE: June 18, 2025

**ITEM NUMBER: 4B**

SUBJECT: Legal Report

PRESENTER: Erin Brennan, Chief Counsel

CONSENT:  X ACTION:      INFORMATION:      **RECOMMENDATION**

Receive information on the status and updates related to ongoing litigation and paramedic (EMT-P) disciplinary actions.

**FISCAL IMPACT**

No fiscal impact.

**DISCUSSION**EMT-P Disciplinary Cases:

From March 1, 2025 to May 23, 2025, EMSA has:

- Issued 14 new Accusations against existing paramedic licenses including 1 issued concurrently with a Temporary Suspension Order (TSO).
- Issued 1 denial letter to applicants.
- Issued 3 Statements of Issues.
- Resolved 9 cases through Stipulated Settlement Agreements, including 8 that resulted in probationary terms and 1 that resulted in license surrender.
- 13 cases are pending administrative hearings and 4 cases have been routed to the Paramedic Disciplinary Review Board for final decisions.
- 2 cases resolved before the Paramedic Disciplinary Review Board.
- 15 cases are currently pending an administrative hearing.
- Granted 1 petition for reinstatement and denied 1 petition for reinstatement.
- Closed 3 matters with a warning letter.
- Closed 2 matters with no discipline.
- 4 cases resolved through a default action.

- 26 new cases were received from Enforcement.

As of May 23, 2025, EMSA has 114 open active disciplinary cases in its legal office.

Litigation:

EMSA vs. Orange County Partnership Regional Health Information Organization

Case Number: Orange County Superior Court #30-2023-01310464-CU-BC-

NJCClaims: Breach of Contract, Unjust Enrichment, Fraud and Deceit, Negligent Misrepresentation, and Alter Ego Liability.

- Action filed: March 1, 2023.
- Default judgment: Entered in favor of EMSA on April 18, 2024.
- Status: Enforcement of judgment is pending.

**EMERGENCY MEDICAL SERVICES AUTHORITY**

11120 INTERNATIONAL DR., 2<sup>ND</sup> FLOOR  
RANCHO CORDOVA, CA 95670  
(916) 322-4336 FAX (916) 324-2875

**COMMISSION ON EMERGENCY MEDICAL SERVICES****QUARTERLY MEETING**

MEETING DATE: June 18, 2025

**ITEM NUMBER: 4C**

SUBJECT: ENFORCEMENT REPORT

PRESENTER: Alexander Bourdaniotis, Enforcement Branch Chief

CONSENT: ☒XACTION: ☐INFORMATION: ☐**RECOMMENDATION**

Receive information on Enforcement Branch activities.

**FISCAL IMPACT**

None

**BACKGROUND**

As of January 31, 2025, there are one hundred and twelve (112) cases that have been in "open" status for 180 days or longer, including: eight (8) Firefighters' Bill of Rights (FFBOR) cases and two (2) cases awaiting fitness for duty evaluations. In cases involving alcohol or other substance abuse, the respondents are directed to a physician who specializes in addiction medicine for an examination/review.

Delays in the interview process are common due to unforeseen difficulties in obtaining certified copies of documents, court records, availability of witnesses and/or the subject(s) of an investigation due to medical action/disability issues, on-going investigations for FFBOR staff or on-going criminal investigations, court actions, plus the routine requirement for two or more follow-up interviews.



**EMERGENCY MEDICAL SERVICES AUTHORITY**

11120 INTERNATIONAL DRIVE  
2<sup>ND</sup> FLOOR  
RANCHO CORDOVA, CA 95670  
(916) 322-4336 FAX (916) 324-2875

**COMMISSION ON EMERGENCY MEDICAL SERVICES****QUARTERLY MEETING**

MEETING DATE: June 18, 2025

**ITEM NUMBER:4D**

SUBJECT: Paramedic Disciplinary Review Board (PDRB)

PRESENTER: Diane Sabonis, PDRB Special Advisor

CONSENT: \_\_\_\_

ACTION: \_\_\_\_

INFORMATION:  X 

---

**RECOMMENDATION**

Receive information on PDRB review and final determinations.

**DISCUSSION**Meeting Information

At its meeting on March 13, 2025, PDRB reviewed three administrative law judge proposed decisions. PDRB adopted two of the proposed decisions. PDRB non-adopted the remaining proposed decision, which is now pending further review and deliberation.

The next PDRB meeting will be held on June 20, 2025, at 1:00 p.m. The meeting agenda and materials can be found on the PDRB Meetings webpage on EMSA's website at <https://emsa.ca.gov/paramedic-disciplinary-review-board-meetings/>.

Public Member Board Vacancy

On December 3, 2024, Ms. Anne Viricel resigned her position as a public member of PDRB, pursuant to her earlier appointment by the Speaker of the Assembly. In the absence of a replacement appointee by Speaker Rivas, this position continues to remain vacant.

**EMERGENCY MEDICAL SERVICES AUTHORITY**

11120 INTERNATIONAL DRIVE  
2<sup>ND</sup> FLOOR  
RANCHO CORDOVA, CA 95670  
(916) 322-4336 FAX (916) 324-2875



**COMMISSION ON EMERGENCY MEDICAL SERVICES**

**QUARTERLY MEETING**

MEETING DATE: June 18, 2025

**ITEM NUMBER: 5A**

SUBJECT: Legislative Update

PRESENTER: Ashley Williams

Deputy Director of Legislative and External Affairs

CONSENT: \_\_\_\_

ACTION: \_\_\_\_

INFORMATION: X

---

**RECOMMENDATION**

Receive information regarding current bills potentially affecting EMS.

**FISCAL IMPACT**

No fiscal impact.

**DISCUSSION**

Due to the dynamic nature of the legislative process, the Legislative Report to the Commission on EMS will be posted on the EMSA website at

[https://emsa.ca.gov/legislative\\_activity/](https://emsa.ca.gov/legislative_activity/) .

**EMERGENCY MEDICAL SERVICES AUTHORITY**

11120 INTERNATIONAL DRIVE  
2<sup>ND</sup> FLOOR  
RANCHO CORDOVA, CA 95670  
(916) 322-4336 FAX (916) 324-2875

**COMMISSION ON EMERGENCY MEDICAL SERVICES****QUARTERLY MEETING**

MEETING DATE: June 18, 2025

**ITEM NUMBER: 5B**

SUBJECT: Regulations Update

PRESENTER: Ashley Williams

Deputy Director of Legislative and External Affairs

CONSENT: \_\_\_\_

ACTION: \_\_\_\_

INFORMATION: X**BACKGROUND**

The following information is an update on the Emergency Medical Services Authority (EMSA) rulemaking. In accordance with California Health and Safety Code § 1797.107, the EMSA is promulgating the following regulations:

- Chapter 1: Chapter 1. Delivering Equitable and Person-Centered Care
  - Status: EMSA is working through the feedback provided by partners and determine next steps.
  - Purpose: Provide a framework centered on equity principles and high quality of care, ensuring accessibility by addressing deficiencies in definitions, statutory interpretations, and the structure, approval, and delivery of EMS services. The framework also aims to ensure consistent quality assurance oversight across administrative, clinical, and operational domains.
- Chapter 1: Chapter 1. Delivering Equitable and Person-Centered Care:  
Article 1.2 Ambulance Patient Offload Time (attached)
  - Status: EMSA noticed the emergency regulations for AB 40 on June 2. The Commission will be voting on the emergency regulations today to finalize the process.
  - Purpose: Draft regulations to meet the requirements of Assembly Bill 40: Ambulance Patient Offload Time.

## Commission on Emergency Medical Services

June 18, 2025

Item 5B

Page 2

- Chapter 6: Specialty Care Programs
  - Status: EMSA is currently working through the Chapter 6 comments and will go out for another 45-day comment period mid-summer
  - Purpose: General Update.
- Chapter 3: Professional Standards
  - Status: EMSA is in the initial stages of reviewing Chapter 3, Professional Standards, to identify areas that need updating. Workgroups will be established, with efforts anticipated to begin mid-2025.
  - Purpose: General Update.

**Title 22. Social Security**  
**Division 9. Pre-hospital Emergency Medical Services**  
**Chapter 1.2 Delivering Equitable and Person-Centered Care - Ambulance Patient**  
**Offload Time**

---

**ARTICLE 1: General Provisions.**

**§ 100001.01 Authority and Application of this Chapter**

- (a) This chapter, adopted pursuant to Health and Safety Code Section 1797.120.7, applies to all general acute care hospitals (GACHs) with emergency departments that receive ambulance-transported patients, as well as local EMS agencies (LEMSAs) and EMS transport provider agencies subject to ambulance patient offload time (APOT) monitoring and reporting under Sections 1797.120.5, 1797.120.6, and 1797.120.7. The purpose of this chapter is to establish statewide standards, protocols, and tools designed to improve the accuracy, efficiency, and timeliness of APOT within California's emergency medical services (EMS) system.
- (b) This regulation establishes requirements and procedures for the Emergency Medical Services Authority (hereinafter "EMSA"), LEMSAs, GACHs with an emergency department, and EMS transport provider agencies when standard APOT is exceeded.

Note: Authority cited: 1797.1, 1797.107, 1797.120, and 1797.120.5 Health and Safety Code.  
Reference: Section 1797.102, 1797.120, 1797.120.5, 1797.120.6, and 1797.120.7 Health and Safety Code.

**ARTICLE 2: Definitions**

**§ 100002.01 Ambulance Patient Offload Delay (APOD).**

"Ambulance patient offload delay" or "APOD" is defined as an APOT, measured from the arrival of an ambulance patient at an emergency department ambulance bay (NEMSIS element eTimes.11) to the time that patient care is transferred to an emergency department gurney, bed, chair, or other acceptable location and the emergency department assumes responsibility for the care of the patient (NEMSIS element eTimes.12), which exceeds the APOT standard set by the LEMSA within whose jurisdiction the receiving GACH with an emergency department is located.

Note: Authority cited: 1797.1, 1797.107, 1797.120, and 1797.120.5 Health and Safety Code.  
Reference: Section 1797.102, 1797.120, 1797.120.5, 1797.120.6, and 1797.120.7 Health and Safety Code.

**§ 100002.02 Ambulance Patient Offload Time (APOT).**

"Ambulance patient offload time" or "APOT" is defined as the interval between the arrival of an ambulance patient at an emergency department ambulance bay (NEMSIS element eTimes.11) and the time that patient care is transferred to an emergency department gurney, bed, chair, or other acceptable location and the emergency department assumes responsibility for care of the patient (NEMSIS element eTimes.12). The technical specification for calculating APOT (APOT-1) is defined in Technical Specification to Calculate Ambulance Patient Offload Time (APOT) (Rev. 04/2025), which is incorporated by reference.

Note: Authority cited: 1797.1, 1797.107, 1797.120, and 1797.120.5 Health and Safety Code.  
Reference: Section 1797.102, 1797.120, 1797.120.5, 1797.120.6, and 1797.120.7 Health and Safety Code.

#### § 100002.03 Ambulance Patient Offload Time (APOT) Reduction Protocol.

"Ambulance patient offload time reduction protocol" or "APOT reduction protocol" is a protocol developed by a GACH with an emergency department pursuant to Section 1791.120.6 of the Health and Safety Code that identifies specific criteria for activation of the protocol and contains actionable steps to decrease APOT.

Note: Authority cited: 1797.1, 1797.107, 1797.120, and 1797.120.5 Health and Safety Code.  
Reference: Section 1797.102, 1797.120, 1797.120.5, 1797.120.6, and 1797.120.7 Health and Safety Code.

#### § 100002.04 Ambulance Patient Offload Time (APOT) Standard.

"Ambulance Patient Offload Time Standard" or "APOT standard" means the maximum length of time permitted for APOT, not to exceed thirty (30) minutes, 90% of the time, that is developed and adopted by each LEMSA to be applicable within its jurisdiction.

Note: Authority cited: 1797.1, 1797.107, 1797.120, and 1797.120.5 Health and Safety Code.  
Reference: Section 1797.102, 1797.120, 1797.120.5, 1797.120.6, and 1797.120.7 Health and Safety Code.

#### § 100002.05 Audit Tool.

"Audit tool" means a standardized process utilizing a protected health information (PHI)-secure electronic portal developed and implemented by EMSA that is used by EMSA, GACHs with an emergency department, and LEMSAs for the purpose of evaluating and verifying data related to the transfer of care from EMS personnel to emergency department medical personnel. The audit tool includes mechanisms for validation by GACHs with an emergency department and LEMSAs and is capable of identifying discrepancies, ensuring data integrity, and supporting compliance with established APOT standards.

Note: Authority cited: 1797.1, 1797.107, 1797.120, and 1797.120.5 Health and Safety Code.  
Reference: Section 1797.102, 1797.120, 1797.120.5, 1797.120.6, and 1797.120.7 Health and Safety Code.

#### § 100002.06 Bi-Weekly.

"Bi-weekly" means an interval of two weeks between occurrences.

Note: Authority cited: 1797.1, 1797.107, 1797.120, and 1797.120.5 Health and Safety Code.  
Reference: Section 1797.102, 1797.120, 1797.120.5, 1797.120.6, and 1797.120.7 Health and Safety Code.

#### § 100002.07 California Emergency Medical Services Information System or CEMSIS.

"California Emergency Medical Services Information System" or "CEMSIS" means the secure, standardized, and centralized electronic information and data collection system administered by EMSA which is used to collect statewide EMS and trauma data.

Note: Authority cited: Sections 1797.1, 1797.107, 1797.120, 1797.120.5, 1797.122, and 1797.176 Health and Safety Code.

Reference: Section 1797.102, 1797.120, 1797.120.5, 1797.120.6, 1797.120.7, and 1797.122 Health and Safety Code.

#### § 100002.08 Electronic Patient Care Record (ePCR)

"Electronic patient care record" or "ePCR" means a real-time, patient care record that make information available securely to authorized users in a digital format capable of being shared electronically across more than one health care organization or within an electronic health record system.

Note: Authority cited: 1797.107, 1797.122, 1797.176, 1831, Health and Safety Code

Reference: Section: 1797.72, 1797.78, 1797.90, 1797.98e, 1797.122, 1797.125.09, 1797.227, 1798.175, 1831, Health and Safety Code.

#### § 100002.09 Electronic Signature.

"Electronic signature," means a secure, electronic method of authentication in the form of an electronic signature used to confirm patient arrival (NEMSIS element eTimes.11) as well as the transfer of care time from EMS personnel to emergency department medical personnel (NEMSIS element eTimes.12) and populate a time stamp in NEMSIS element eOther.19. The time stamp is collected within the ePCR and the electronic signature is provided by emergency department medical personnel at the time of transfer of care.

Note: Authority cited: 1797.1, 1797.107, 1797.120, and 1797.120.5 Health and Safety Code.

Reference: Section 1797.102, 1797.120, 1797.120.5, 1797.120.6, and 1797.120.7 Health and Safety Code.

#### § 100002.10 Emergency Department.

"Emergency department" means facilities which have been licensed by the California Department of Public Health (CDPH) as having an emergency department service level of "basic, comprehensive, or standby" and, for the purposes of this Chapter, includes any location within the GACH with an emergency department where ambulance patients are received.

Note: Authority cited: 1797.1, 1797.107, 1797.120, and 1797.120.5 Health and Safety Code.

Reference: Section 1797.102, 1797.120, 1797.120.5, 1797.120.6 and 1797.120.7 Health and Safety Code.

#### § 100002.11 Emergency Department Ambulance Bay.

"Emergency department ambulance bay" means a designated location where ground transport ambulances park to offload patients at a GACH emergency department or ambulance receiving area for the purposes of transferring, triaging, or admitting patients. In addition to a GACH emergency department, this also includes other locations authorized by the GACH to receive arriving ambulance patients.

Note: Authority cited: 1797.1, 1797.107, 1797.120, and 1797.120.5 Health and Safety Code.

Reference: Section 1797.102, 1797.120, 1797.120.5, 1797.120.6 and 1797.120.7 Health and Safety Code.

#### § 100002.12 Emergency Department Medical Personnel.

"Emergency department medical personnel" or "hospital staff," for the purposes of this Chapter, means a staff member of a GACH with an emergency department, such as a physician, mid-level practitioner, or registered nurse, authorized by the GACH to communicate with EMS personnel and receive transfer of care of EMS patients.

Note: Authority cited: 1797.1, 1797.107, 1797.120, and 1797.120.5 Health and Safety Code.

Reference: Section 1797.102, 1797.120, 1797.120.5, 1797.120.6 and 1797.120.7 Health and Safety Code.

#### § 100002.13 Emergency Medical Services Transport Provider Agency.

"Emergency medical services transport provider agency" or "EMS transport provider agency" means a public or private provider of emergency medical services authorized to perform patient transport within an EMS system.

Note: Authority cited: 1797.1, 1797.107, 1797.120, and 1797.125.5 Health and Safety Code.

Reference: Section 1797.102, 1797.120, 1797.120.5, 1797.120.6 and 1797.120.7 Health and Safety Code.

#### § 100002.14 General Acute Care Hospital or GACH.

"General acute care hospital" or "GACH" is a hospital, licensed by CDPH, having a duly constituted governing body with overall administrative and professional responsibility and an organized medical staff which provides 24-hour inpatient care, including the following basic services: medical, nursing, surgical, anesthesia, laboratory, radiology, pharmacy, and dietary services.

Note: Authority cited: 1797.1, 1797.107, 1797.120, and 1797.125.5 Health and Safety Code.

Reference: Section 1797.102, 1797.120, 1797.120.5, 1797.120.6 and 1797.120.7 Health and Safety Code.

#### § 100002.15 National Emergency Medical Services Information System or NEMSIS.

"National Emergency Medical Services Information System" or "NEMSIS" means the national repository used to store secure, standardized, and centralized electronic EMS data from every state in the nation.

Note: Authority cited: Sections 1797.107, 1797.120, 1797.125.5, and 1797.176 Health and Safety Code.

Reference: Sections 1797.107, 1797.120, 1797.120.5, 1797.120.6, 1797.120.7, and 1797.122 Health and Safety Code.

#### § 100002.16 Small Rural Hospital

"Small rural hospital" means an acute care hospital that meets either of the following:

- (a) The criteria for designation within peer group six or eight, as defined in the report entitled Hospital Peer Grouping for Efficiency Comparison, dated December 20, 1982; or
- (b) The criteria for designation within peer group five or seven and has no more than 76 acute care beds and is located in an incorporated place or census designated place of 20,000 or less population according to the 1980 federal census.



Note: Authority cited: 1797.1, 1797.107, 1797.120, and 1797.120.5 Health and Safety Code.  
Reference: Section 1797.102, 1797.120, 1797.120.5, 1797.120.6, 1797.120.7, and 1797.195 Health and Safety Code.

#### § 100002.17 Thirty (30) minutes.

"Thirty (30) minutes" for the purpose of APOT standard is defined as 1800 seconds.

Note: Authority cited: 1797.1, 1797.107, 1797.120, 1797.120.5 Health and Safety Code.  
Reference: Section 1797.102, 1797.120, 1797.120.5, 1797.120.6 and 1797.120.7 Health and Safety Code.

#### § 100002.18 Transfer of care.

"Transfer of care" means when an ambulance patient, who has arrived at the emergency department ambulance bay, is physically transferred to an emergency department gurney, bed, chair, or other acceptable location, and emergency department medical personnel receives the report and confirms the transfer of patient care with an electronic signature within the ePCR (NEMSIS element eOther.19).

Note: Authority cited: 1797.1, 1797.107, 1797.120, and 1797.120.5 Health and Safety Code.  
Reference: Section 1797.102, 1797.120, 1797.120.5, 1797.120.6 and 1797.120.7 Health and Safety Code.

#### § 100002.19 Volunteer EMS Transport Provider Agency.

"Volunteer EMS transport provider agency" means an EMS transport provider agency that is staffed primarily by unpaid or volunteer EMS personnel.

Note: Authority cited: 1797.1, 1797.107, 1797.120, 1797.120.5 Health and Safety Code.  
Reference: Section 1797.102, 1797.120, 1797.120.5, 1797.120.6 and 1797.120.7 Health and Safety Code.

### ARTICLE 3. AUDIT TOOL FOR VERIFICATION OF CEMISIS DATA USED FOR APOT AND APOD REPORTING

#### § 100003.01 Verification of CEMISIS Data Used for APOT and APOD.

- (a) The ePCR shall serve as the legal record for all APOT and APOD data within the California EMS system.
- (b) The audit tool and verification process consist of the following:
  - (1) EMSA shall make CEMISIS APOT and APOD data available to each licensed GACH with an emergency department, through EMSA's PHI-secure electronic portal.
    - (A) The GACH shall only have access to records within the PHI-secure electronic portal that pertains to patients transported to its emergency department.
    - (B) The GACH shall have view-only access to the following NEMSIS data elements from the ePCR for the purpose of matching an ePCR to the hospital's corresponding electronic health record (EHR) and validating patient arrival and transfer of care time data:
      - (i) EMS transport provider agency name (NEMSIS element dAgency.03)
      - (ii) LEMSA
      - (iii) Incident run number (NEMSIS element eResponse.03)

- (iv) Incident date (earliest eTimes element in the ePCR)
  - (v) Receiving facility name (NEMSIS element eDisposition.01)
  - (vi) Receiving facility code (NEMSIS element eDisposition.02)
  - (vii) Patient first name (NEMSIS element ePatient.03)
  - (viii) Patient last name (NEMSIS element ePatient.02)
  - (ix) Patient date of birth (NEMSIS element ePatient.17)
  - (x) Patient gender (NEMSIS element ePatient.13)
  - (xi) Patient arrival at destination date/time (NEMSIS element eTimes.11)
  - (xii) Patient transfer of care date/time (NEMSIS element eTimes.12)
  - (xiii) Signature date/time (NEMSIS element eOther.19)
  - (xiv) Unit back in service date/time (NEMSIS element eTimes.13)
  - (xv) Type of person signing (NEMSIS element eOther.12)
- (2) If the GACH identifies any discrepancies between the CEMSIS-reported patient arrival (NEMSIS element eTimes.11) or transfer of care time (NEMSIS element eTimes.12) and the GACH's EHR, the GACH shall notify the relevant LEMSA and EMS transport provider agency or agencies of the discrepancy.
  - (3) Upon receipt of the notification from the GACH, the LEMSA shall coordinate a collaborative review with the GACH and relevant EMS transport provider agency or agencies.
  - (4) If the LEMSA and EMS transport provider agency or agencies agree with the discrepancy identified by the GACH, the relevant EMS transport provider agency shall correct the ePCR and resubmit the revised record by the 15th calendar day of the month following the reporting month.
  - (5) For unresolved discrepancies:
    - (A) The APOT value shall default to the CEMSIS data patient arrival time (NEMSIS element eTimes.11), and transfer of care time (NEMSIS element eTimes.12), as defined in the Technical Specification to Calculate Ambulance Patient Offload Time (APOT) (Rev. 04/2025).
    - (B) The GACH shall also enter the hospital-verified values for patient arrival (NEMSIS element eTimes.11) and transfer of care time (NEMSIS element eTimes.12) into the PHI-secure electronic portal using the designated fields so that EMSA can analyze discrepancies and assess their impact on APOT calculations.
  - (c) The audit tool shall serve as a quality assurance and data validation instrument, in addition to a data collection tool.

Note: Authority cited: Sections 1797.1, 1797.107, 1797.120, 1797.120.5, 1797.122, and 1797.176 Health and Safety Code.

Reference: Section 1797.102, 1797.120, 1797.120.5, 1797.120.6, 1797.120.7, and 1797.122 Health and Safety Code.

## ARTICLE 4. LOCAL EMS AGENCY ROLES AND RESPONSIBILITIES FOR APOT

### § 100004.01 The Local EMS Agency.

Each LEMSA shall:

- (a) Develop and adopt a local APOT standard. The APOT standard shall not exceed thirty (30) minutes, ninety percent (90%) of the time. If a LEMSA has not adopted a local APOT standard, the standard shall be deemed to be thirty (30) minutes for ninety percent (90%) of ambulance patient offloads for the purposes of APOT reporting and compliance under this Chapter;

- (b) Within thirty (30) calendar days of the effective date of the APOT standard, submit a copy of the APOT standard to EMSA to the email address: [apot@emsa.ca.gov](mailto:apot@emsa.ca.gov) with the subject line: "LEMSA APOT Standard Submission – [LEMSA Name]" in an electronic format as either a PDF or Microsoft Word document;
- (c) Include the APOT standard and any related APOT policies, protocols, or procedures in the Response and Transportation section of its annual EMS plan submission to EMSA;
- (d) Submit any updates or revisions to the APOT standard occurring independent of the annual EMS plan submission to EMSA as an amendment to the local EMS plan within thirty (30) calendar days of the effective date of the update or revision;
- (e) When directed by EMSA, participate in EMSA-hosted bi-weekly APOT coordination calls, as referenced in Article 7 of this Chapter;
- (f) In coordination with the relevant GACH(s) with an emergency department, EMS transport provider agency or agencies, and any other relevant LEMSAs, review and validate APOT and APOD data submitted to CEMSIS by EMS transport provider agencies to resolve any discrepancies in the APOT or APOD data no later than the 15th calendar day of each month for data submitted in the preceding calendar month.

Note: Authority cited: Sections 1797.1, 1797.107, 1797.120, 1797.120.5, 1797.122, and 1797.176 Health and Safety Code.

Reference: Section 1797.102, 1797.120, 1797.120.5, 1797.120.6, 1797.120.7, and 1797.122 Health and Safety Code.

## ARTICLE 5. GENERAL ACUTE CARE HOSPITAL WITH AN EMERGENCY DEPARTMENT ROLES AND RESPONSIBILITIES FOR APOT

### § 100005.01 General Acute Care Hospital (GACH) with an Emergency Department

The GACH with an emergency department shall:

- (a) At the time the emergency department medical personnel receives the physical transfer of patient care and report from EMS personnel, the emergency department medical personnel shall provide an electronic signature within the ePCR that confirms the transfer of care (NEMSIS element eTimes.12). The date/time stamp for this signature is captured within the ePCR as the NEMSIS element eOther.19;
- (b) Develop and submit an APOT reduction protocol to EMSA. Submission shall be made electronically to the email address: [apot@emsa.ca.gov](mailto:apot@emsa.ca.gov) with the subject line: "APOT Reduction Protocol – [Hospital Name]" in an electronic format as either a PDF or Microsoft Word document. The APOT reduction protocol shall be submitted to EMSA annually on or before June 30th and shall include all required data elements and action plans defined in Ambulance Patient Offload Time (APOT) Reduction Protocol Checklist for General Acute Care Hospitals (GACH) with an Emergency Department (Rev. 04/2025), which is incorporated by reference;
- (c) Implement the APOT reduction protocol within 10 business days of receiving email notification and direction from EMSA to do so.
- (d) Notify EMSA no later than twenty-hour (24) hours after implementation of the APOT reduction protocol by email at: [apot@emsa.ca.gov](mailto:apot@emsa.ca.gov), to confirm compliance.
- (e) When directed by EMSA, participate in EMSA-hosted bi-weekly calls to update and discuss implementation of the protocol and the outcomes.

Note: Authority cited: Sections 1797.1, 1797.107, 1797.120, 1797.120.5, and 1797.176 Health and Safety Code.

Reference: Section 1797.102, 1797.120, 1797.120.5, 1797.120.6, and 1797.120.7, Health and Safety Code.

## ARTICLE 6. EMS TRANSPORT PROVIDER AGENCY ROLES AND RESPONSIBILITIES FOR APOT

### § 100006.01 EMS Transport Provider Agency

An EMS transport provider agency shall:

- (a) No later than 60 days from the effective date of these regulations, collect an electronic signature within the ePCR (NEMSIS element eOther.19) from emergency department medical personnel at the point of transfer of care for each patient transported to a GACH emergency department.
- (b) Ensure the date and time entered for the "destination transfer of care" time (NEMSIS element eTimes.12) is viewable to the emergency department medical personnel.
- (c) Be permitted to use GPS vehicle tracking technology or automatic vehicle location (AVL) technology to automatically populate or retrospectively verify the 'patient arrival at destination date/time' (NEMSIS element eTimes.11) documented within the ePCR. GACHs with an emergency department may validate GPS data annually in coordination with the EMS transport provider agency.
- (d) When directed by EMSA, participate in EMSA-hosted bi-weekly calls to update and discuss implementation of the protocol and the outcomes.

Note: Authority cited: Sections 1797.1, 1797.107, 1797.120, 1797.120.5, 1797.122, and 1797.176 Health and Safety Code.

Reference: Section 1797.102, 1797.120, 1797.120.5, 1797.120.6, 1797.120.7, and 1797.122 Health and Safety Code.

## ARTICLE 7. EMERGENCY MEDICAL SERVICES AUTHORITY ROLES AND RESPONSIBILITIES FOR APOT

### § 100007.01 Monthly Monitoring of APOT Data

EMSA shall:

- (a) Monitor monthly APOT data submitted by GACH(s) with an emergency department.
- (b) Utilize data submitted to CEMSIS or the PHI-secure electronic portal to evaluate compliance with the APOT standards established by LEMSAs pursuant to Section 1797.120.5, subdivision (b).

Note: Authority cited: Sections 1797.1, 1797.107, 1797.120, 1797.120.5, 1797.122, and 1797.176 Health and Safety Code.

Reference: Section 1797.102, 1797.120, 1797.120.5, 1797.120.6, 1797.120.7, and 1797.122 Health and Safety Code.

### § 100007.02 Exceedance of APOT Standards - Required Actions

If a GACH with an emergency department reports an APOT that exceeds the LEMSA's adopted standard for the preceding month, EMSA shall initiate the following actions:

- (a) Electronically notify the relevant LEMSA and the Commission on Emergency Medical Services of the exceedance within five (5) business days of verification;
- (b) Direct the LEMSA to issue a notification to all EMS transport provider agencies operating within its jurisdiction regarding the GACH's APOT exceedance;

- (c) Direct the GACH to immediately implement its APOT reduction protocol no later than five (5) business days after notification;
- (d) Convene and host bi-weekly coordination calls and/or virtual meetings with designated representatives from hospital administration, emergency department leadership, hospital employees, the LEMSA(s), and the affected EMS transport provider agency or agencies;
  - (1) These EMSA-hosted bi-weekly meetings shall be used to review APOT reduction protocol implementation, address operational barriers, monitor outcomes, review the data validation tool, and propose corrective actions;
  - (2) Meetings shall continue until such time as the GACH demonstrates sustained compliance with the adopted APOT standard for two (2) consecutive reporting periods, or as otherwise determined by EMSA.

Note: Authority cited: Sections 1797.1, 1797.107, 1797.120, 1797.120.5, 1797.122, and 1797.176 Health and Safety Code.

Reference: Section 1797.102, 1797.120, 1797.120.5, 1797.120.6, 1797.120.7, and 1797.122 Health and Safety Code.

#### § 100007.03 Technical Assistance Program

- (a) EMSA shall establish and maintain a technical assistance program to support eligible small rural hospitals and volunteer EMS transport provider agencies in meeting the requirements of Section 1797.120.5, including:
  - (1) Implementation of electronic signature systems;
  - (2) Integration with CEMSIS;
  - (3) Deployment of the audit tool.
- (b) Requests for technical assistance must be submitted using Form EMSA-TA-Request-1 (Rev. 04/2025), which is incorporated by reference.

Note: Authority cited: Sections 1797.1, 1797.107, 1797.120, 1797.120.5, 1797.122, and 1797.176 Health and Safety Code.

Reference: Section 1797.102, 1797.120, 1797.120.5, 1797.120.6, 1797.120.7, and 1797.122 Health and Safety Code.

#### § 100007.04 Funding Support

- (a) Subject to appropriation by the Legislature, EMSA shall administer a grant support program to provide financial assistance to eligible small rural hospitals and volunteer EMS transport provider agencies;
- (b) Grant funds may be used for:
  - (1) The purchase or upgrade of electronic data systems;
  - (2) Personnel training for electronic signature or audit tool use;
  - (3) System integration or compliance consulting services;
  - (4) Costs associated with participation in mandatory meetings under this Chapter.
- (c) Eligible entities shall apply using Form EMSA-APOT-Grant-1 (Rev. 04/2025), which is incorporated by reference, and must include the following information:
  - (1) Proof of eligibility as defined in Sections 100002.15 and 100002.18 of this Chapter;
  - (2) A brief description of current capabilities and needs;
  - (3) A budget proposal and implementation timeline.
- (d) Funding shall be awarded based on the availability of appropriated funds and will take into consideration the entity's geographic needs, call volume, and the extent of its

volunteer or under-resourced status, as well as the total number of entities that have requested funding support.

- (e) Recipients shall submit a post-award compliance and performance report using Form EMSA-Grant-Report-1 (Rev. 04/2025), which is incorporated by reference, within 90 days of project completion.

Note: Authority cited: Sections 1797.1, 1797.107, 1797.120, 1797.120.5, 1797.122, and 1797.176 Health and Safety Code.

Reference: Section 1797.102, 1797.120, 1797.120.5, 1797.120.6, 1797.120.7, and 1797.122 Health and Safety Code.

#### § 100007.05 Oversight and Accountability

- (a) EMSA may audit any recipient of grant funding to ensure the funds are used in accordance with approved applications;
- (b) Misuse of funds or failure to comply with reporting requirements may result in:
- (1) Requirement to return funds;
  - (2) Disqualification from future support programs;
  - (3) Referral to the appropriate oversight entity.

Note: Authority cited: Sections 1797.1, 1797.107, 1797.120, and 1797.120.5 Health and Safety Code.

Reference: Section 1797.102, 1797.120, 1797.120.5, 1797.120.6, and 1797.120.7 Health and Safety Code.

## Technical Specification to Calculate Ambulance Patient Offload Time (APOT)

The technical specification to calculate APOT provides standardized guidance on data elements, inclusion/exclusion criteria, and calculation methodologies to ensure statewide uniformity in reporting and analysis.

MEASURE SET	Ambulance Patient Offload Time (APOT)	
SET MEASURE ID #	APOT-1	
PERFORMANCE MEASURE NAME	Ambulance Patient Offload Time for Emergency Patients	
Description	What is the 90th percentile for APOT at the GACH Emergency Department?	
Type of Measure	Process	
Reporting Value and Units	Time (Minutes and Seconds)	
Continuous	Time (in minutes and seconds) from time ambulance arrives at the emergency department ambulance bay until the patient is transferred to GACH emergency department care. All emergency ambulance transports to the GACH emergency department with available eTimes are included.	
Variable Statement (Population)		
Inclusion Criteria	Criteria in NEMSIS 3.5	Data Elements--NEMSIS 3.5
	<ul style="list-style-type: none"> <li>• All events for which eResponse.05 "type of service requested" has values recorded of <b>2205001</b> "Emergency Response (Primary Response Area)",</li> <li>• <b>2205003</b> "Emergency Response (Intercept)",</li> <li>• <b>2205009</b> "Emergency Response (Mutual Aid)",</li> <li>• <b>2205005</b> "Hospital-to-Hospital Transfer"</li> </ul> AND <ul style="list-style-type: none"> <li>• All events in eDisposition.30 "Transport Disposition" with the value of <ul style="list-style-type: none"> <li>◦ <b>4230001</b> "Transport by This EMS Unit (This Crew Only)" or</li> <li>◦ <b>4230003</b> "Transport by This EMS Unit, With a Member of Another Crew"</li> </ul> </li> </ul> AND <ul style="list-style-type: none"> <li>• All events in eDisposition.21 "Type of</li> </ul>	<ul style="list-style-type: none"> <li>• Type of Service Requested (<a href="#">eResponse.05</a>)</li> <li>• Transport Disposition (<a href="#">eDisposition.30</a>)</li> <li>• Type of Destination (<a href="#">eDisposition.21</a>)</li> <li>• Patient Arrived at Destination Date/Time (<a href="#">eTimes.11</a>)</li> <li>• Destination Patient Transfer of Care Date/Time (<a href="#">eTimes.12</a>)</li> <li>• Type of Person Signing (<a href="#">eOther.12</a>)</li> <li>• Signature Reason (<a href="#">eOther.13</a>)</li> <li>• Type of Patient</li> </ul>



	<p><u>Destination" with the value of <b>4221003</b>, "Hospital-Emergency Department";</u></p> <p><u>AND</u></p> <ul style="list-style-type: none"> <li>• <u>eTimes.11 "Patient Arrived at Destination Date/Time" values are logical and present</u></li> </ul> <p><u>AND</u></p> <ul style="list-style-type: none"> <li>• <u>eTimes.12 "Destination Patient Transfer of Care Date/Time" values are logical and present</u></li> </ul> <p><u>AND</u></p> <ul style="list-style-type: none"> <li>• <u>All events in eOther.12 "Type of Person Signing" with the value of <b>4512005</b> "Healthcare Provider"</u></li> </ul> <p><u>AND</u></p> <ul style="list-style-type: none"> <li>• <u>All events in eOther.13 "Signature Reason" with the value of <b>4513007</b> "Transfer of Patient Care"</u></li> </ul> <p><u>AND</u></p> <ul style="list-style-type: none"> <li>• <u>All events in eOther.14 "Type of Patient Representative"</u> <ul style="list-style-type: none"> <li>○ <u>with the value of 4514025 "MD/DO" or</u></li> <li>○ <u>4514029 "Nurse (RN)" or</u></li> <li>○ <u>4514031 "Nurse Practitioner (NP), or</u></li> <li>○ <u>4514033 "Other Care Provider", or</u></li> <li>○ <u>4514037 "Physician's Assistant (PA)AND</u></li> </ul> </li> <li>• <u>All events in eOther.15 "Signature Status" with the value of or</u> <ul style="list-style-type: none"> <li>○ <u><b>4515031</b> "Signed" or</u></li> <li>○ <u><b>4515033</b> "Signed-Not Patient"</u></li> </ul> </li> </ul> <p><u>AND</u></p> <ul style="list-style-type: none"> <li>• <u>All events in eOther.19 "Date/Time of Signature" values are logical and present</u></li> </ul>	<p><u>Representative (eOther.14)</u></p> <ul style="list-style-type: none"> <li>• <u>Signature Status (eOther.15)</u></li> <li>• <u>Date/Time of Signature (eOther.19)</u></li> </ul>
--	---	---



FOR DELIBERATIVE PURPOSES ONLY

<u>Exclusion Criteria</u>	<u>Criteria</u>	<u>Data Elements</u>
	<ul style="list-style-type: none"> <li>• <u>eDisposition.02 is "Blank, Not Available, Not Recorded, Not Applicable, or Null"</u></li> <li>• <u>All records where the difference between eOther.19 "Date/Time of Signature" and eTimes.11 "Patient Arrived at Destination Date/Time" is negative</u></li> <li>• <u>All records where eTimes.13 "Unit Back in Service Date/Time" is recorded as taking place prior to eOther.19 "Date/Time of Signature"</u></li> </ul>	<ul style="list-style-type: none"> <li>• <u>Destination/Transferred To, Code (<a href="#">eDisposition.02</a>)</u></li> <li>• <u>Patient Arrived at Destination Date/Time (<a href="#">eTimes.11</a>)</u></li> <li>• <u>Date/Time of Signature (<a href="#">eOther.19</a>)</u></li> <li>• <u>Unit Back in Service Date/Time (<a href="#">eTimes.13</a>)</u></li> </ul>
<u>Indicator Formula Numeric Expression</u>	<u>The formula is the 90<sup>th</sup> Percentile of the given numbers or distribution in their ascending order.</u>	
<u>Example of Final Reporting Value (number and units)</u>	<u>19 minutes, 34 seconds (19:34)</u>	
<u>Sampling</u>	<u>No</u>	
<u>Aggregation</u>	<u>Yes</u>	
<u>Minimum Data Values</u>	<u>Not Applicable</u>	
<u>Data Collection Approach</u>	<ul style="list-style-type: none"> <li>• <u>Retrospective data sources for required data elements include administrative data and pre-hospital care records.</u></li> <li>• <u>Variation may exist in the assignment of coding; therefore, coding practices may require evaluation to ensure consistency.</u></li> </ul>	
<u>Suggested Statistical Measures</u>	<ul style="list-style-type: none"> <li>• <u>90<sup>th</sup> percentile measurement.</u></li> <li>• <u>Aggregate measure of central tendency and quantile (fractile) measurement to determine the span of frequency distributions.</u></li> </ul>	
<u>Reporting Notes</u>	<ul style="list-style-type: none"> <li>• <u>Report monthly aggregate values by LEMSA (aggregate of total of offloads and 90<sup>th</sup> Percentile offload time)</u></li> </ul> <p><u>Report the 90<sup>th</sup> percentile time calculated and the denominator (number of emergency transports with data available).</u></p>	

## Ambulance Patient Offload Time (APOT) Reduction Protocol Checklist for General Acute Care Hospitals (GACHs) with an Emergency Department

The purpose of this document is to establish requirements for the development and implementation of the Ambulance Patient Offload Time (APOT) Reduction Protocol by General acute care hospitals (GACHs) with an emergency department (hereinafter referred to as "Hospital"). This protocol aims to ensure timely and efficient transfer of care for patients arriving by emergency medical services (EMS) to improve operational efficiency and reduce ambulance patient offload time, in accordance with local Emergency Medical Services Agency (LEMSA) standards.

The information contained herein is intended to assist GACHs in meeting regulatory requirements, enhancing hospital coordination, and improving patient care outcomes through improved ambulance patient offload practices.

### **Hospital Information**

<b><u>Hospital Name:</u></b>	_____
<u>CDPH Hospital Licensing Number:</u>	_____
<u>Hospital Emergency Department Address:</u>	_____
<u>Chief Executive Officer (CEO):</u>	_____
<u>CEO Email Address:</u>	_____
<u>CEO Phone Number:</u>	_____
<u>Chief Nursing Officer (CNO) or Equivalent:</u>	_____
<u>CNO Email Address:</u>	_____
<u>CNO Phone Number:</u>	_____
<u>Primary Contact (Emergency Department Director or Manager):</u>	_____
<u>Emergency Department Director Email:</u>	_____
<u>Emergency Department Director Phone Number:</u>	_____

### **APOT Reduction Protocol Checklist**

Please check all boxes to confirm that your APOT reduction protocol contains the following requirements:

#### 1. **Consultation & Development:**

- ☐ The APOT reduction protocol was developed in consultation with the emergency department staff and exclusive employee representatives.

#### 2. **Notification to Hospital Staff:**

- ☐ The APOT reduction protocol includes a process to notify hospital administrators, nursing staff, medical staff, and ancillary services if the LEMSAs standard for APOT has been exceeded for one month.

3. **Operational Improvements:**

☐ The APOT reduction protocol includes mechanisms to improve hospital operations to reduce APOT. These may include, but are not limited to:

- Activating the hospital's surge plan
- Transferring patients to other hospitals
- Suspending elective admissions
- Discharging patients
- Using alternative care sites
- Increasing supplies
- Improving triage and transfer systems
- Adding additional staffing

4. **Hospital Coordination:**

☐ The APOT reduction protocol includes systems to improve coordination between the emergency department and other hospital departments, including consults for emergency department patients.

5. **Direct Operational Changes:**

☐ The APOT reduction protocol includes direct operational changes designed to facilitate the rapid reduction of APOT to meet the LEMSA standard.

6. **Annual Reporting:**

☐ The hospital shall submit its APOT reduction protocol to EMSA and report any revisions annually on or before June 30th. All updates should include required data elements and action plans, as outlined with this document.

---

**Baseline Hospital Data**

Please provide the following baseline data for your hospital within your APOT reduction protocol:

<u>Total Number of Licensed Hospital Beds:</u>	
<u>Average Number of Staffed Hospital Beds (as a percentage of total licensed beds):</u>	
<u>Percentage of Occupied Staffed Beds:</u>	
<u>Percentage of Occupied Licensed Beds:</u>	
<u>Total Number of Licensed Emergency Department Beds:</u>	
<u>Average Number of Staffed Emergency Department Beds (as a percentage of total licensed ED beds):</u>	
<u>Total Annual Emergency Department Visits:</u>	
<u>Average Number of ED Visits Daily (0000-2359):</u>	

FOR DELIBERATIVE PURPOSES ONLY

Average Number of Patients Arrived by EMS Daily (0000-2359):	
Average Number of Patients with Behavioral Health Diagnosis Boarding Daily (0000-2359):	
Average Number of Admitted Patients Boarding Daily (0000-2359):	
Average Number of Patients Pending Transfer Boarding Daily (0000-2359):	

**APOT Reduction Protocol Action Plan**

The APOT reduction protocol action plan should include strategies to manage APOT, including activation of hospital surge plans, utilization of hospital capacity tools, transferring patients, suspending elective admissions, discharging patients, using alternative care sites, increasing supplies, improving triage systems, and adding staff.

Does your hospital utilize a hospital capacity tool (e.g., NEDOCs)?	<b><u>Yes</u></b> <input type="checkbox"/> <b><u>No</u></b> <input type="checkbox"/>
If yes, please provide the name of the hospital capacity tool used:	
If yes, summarize actions for each phase of the capacity tool:	
Level 1 or Green: Normal Operations	
Level 2 or Yellow: Daily Operations	
Level 3 or Orange: Overcrowded	
Level 4 or Red: Overcapacity	
Level 5 or Black: Critical Overcapacity	
If your hospital does not use a hospital capacity tool, please describe your objective overcrowded assessment methods and associated action plans:	

Form EMSA-TA-Request-1

Emergency Medical Services Authority (EMSA)

Technical Assistance Request Form

Pursuant to Health & Safety Code § 1797.120.5(d)

Section I: Applicant Information

Organization Name: \_\_\_\_\_

Facility Type: ☐ Small Rural Hospital      ☐ Volunteer EMS Provider Transport Agency

Primary Contact Name: \_\_\_\_\_

Title/Position: \_\_\_\_\_

Phone Number: \_\_\_\_\_

Email Address: \_\_\_\_\_

Organization Address: \_\_\_\_\_

City: \_\_\_\_\_ Zip Code: \_\_\_\_\_

Section II: Eligibility Verification

☐ I certify that our organization qualifies as:

A small rural hospital ( $\leq 50$  beds, rural area), or

A volunteer EMS transport provider agency staffed primarily by unpaid or volunteer personnel.

Please attach:

☐ Proof of rural designation (for hospitals)

☐ Staffing summary or volunteer roster (for EMS transport provider agencies)

Section III: Technical Assistance Needs (check all that apply)

☐ Electronic Signature System Implementation

☐ Integration with California EMS Information System (CEMSIS)

☐ Audit Tool Deployment

☐ Data Collection and Reporting Training

☐ Workflow/Process Redesign for APOT

☐ Development or Update of APOT Reduction Protocol

☐ Other (describe): \_\_\_\_\_

Section IV: Description of Request

Provide a brief summary (250–500 words) of the assistance needed, operational barriers, and how EMSA support will help:

Section V: Certification

FOR DELIBERATIVE PURPOSES ONLY

I certify the information provided is accurate, and we are committed to implementation in good faith.

Name: \_\_\_\_\_

Title: \_\_\_\_\_

Signature: \_\_\_\_\_

Date: \_\_\_\_ / \_\_\_\_ / \_\_\_\_

Submit Completed Forms To:

Email: [APOT@emsa.ca.gov](mailto:APOT@emsa.ca.gov)

Mail: EMSA – APOT Assistance Program

11120 Internation Drive, Suite 200, Rancho Cordova CA, 95670

FOR DELIBERATIVE PURPOSES ONLY

Form EMSA-APOT-Grant-1

Emergency Medical Services Authority (EMSA)  
Funding Request Form for APOT Implementation Support

Section I: Applicant Information

Organization Name: \_\_\_\_\_

Facility Type: ☐ Small Rural Hospital      ☐ Volunteer EMS Transport Provider Agency

Primary Contact Name: \_\_\_\_\_

Phone Number: \_\_\_\_\_

Email Address: \_\_\_\_\_

Section II: Project Summary

1. Briefly describe how grant funds will be used:

2. Implementation Timeline:

3. Requested Amount: \$\_\_\_\_\_

Section III: Budget Proposal

Item/Service	Estimated Cost	Description
--------------	----------------	-------------

Total	\$_____	
-------	---------	--

Section IV: Attachments

- ☐ Budget Worksheet
- ☐ Vendor Quotes or Equipment Specs (if applicable)
- ☐ Description of Technology Needs
- ☐ Letter of Commitment from Organizational Leadership

Section V: Certification

I certify that the requested funds will be used solely for APOT implementation as described.

Name: \_\_\_\_\_

Title: \_\_\_\_\_

Signature: \_\_\_\_\_

Date: \_\_\_\_ / \_\_\_\_ / \_\_\_\_

Submit Completed Forms To:

Email: APOT@emsa.ca.gov

Mail: EMSA – APOT Assistance Program

11120 Internation Drive, Suite 200, Rancho Cordova CA, 95670

## Form EMSA-Grant-Report-1

Post-Award Grant Reporting Form

Required within 90 days of project completion

### Section I: Grantee Information

Organization Name: \_\_\_\_\_

Contact Person: \_\_\_\_\_

Phone: \_\_\_\_\_ Email: \_\_\_\_\_

### Section II: Grant Use Summary

1. Grant Amount Awarded: \$ \_\_\_\_\_

2. Total Funds Used: \$ \_\_\_\_\_

3. Describe how the funds were used and how implementation goals were achieved:

### Section III: Outcome Metrics

Did APOT times improve following the implementation?

☐ Yes    ☐ No    ☐ Not Yet Determined

If yes, describe the improvement or attach summary data:

Challenges or barriers encountered:

### Section IV: Certification

I certify that the information provided is accurate to the best of my knowledge.

Name: \_\_\_\_\_

Title: \_\_\_\_\_

Signature: \_\_\_\_\_

Date: \_\_\_\_ / \_\_\_\_ / \_\_\_\_

Submit Completed Forms To:

Email: APOT@emsa.ca.gov

Mail: EMSA – APOT Assistance Program

11120 Internation Drive, Suite 200, Rancho Cordova CA, 95670



**EMERGENCY MEDICAL SERVICES AUTHORITY**

11120 INTERNATIONAL DRIVE, SUITE 200  
RANCHO CORDOVA, CA 95670  
(916) 322-4336 FAX (916) 324-2875

**COMMISSION ON EMERGENCY MEDICAL SERVICES****QUARTERLY MEETING**

MEETING DATE: June 18, 2025

**ITEM NUMBER: 5B.1**

SUBJECT: AB 40 Regulations Vote

PRESENTER: Ashley Williams

Deputy Director of Legislative and External Affairs

CONSENT: \_\_\_\_

ACTION: X\_\_\_\_

INFORMATION: \_\_\_\_

**RECOMMENDATION**

SUPPORT – Supporting the regulations of AB 40 will help reduce ambulance patient offload times by establishing consistent statewide standards that improve emergency department efficiency and patient care coordination.

**FISCAL IMPACT**

EMSA is not aware of any significant cost impacts that would be incurred in reasonable compliance with the proposed action.

**DISCUSSION**

AB 40 directs EMSA to develop regulations that address ambulance patient offload time (APOT), a longstanding issue that directly affects EMS availability, hospital overcrowding, and patient care outcomes. The proposed regulations aim to establish a uniform definition of APOT, require standardized data reporting, and set expectations for timely patient transfer from EMS to hospital care. These measures are critical to understanding system performance, identifying delays, and fostering collaborative solutions between EMS providers and hospitals. Supporting the adoption of these regulations aligns with the Commission's commitment to improving system efficiency and accountability across the state.

**EMERGENCY MEDICAL SERVICES AUTHORITY**

11120 INTERNATIONAL DR., SUITE 200  
RANCHO CORDOVA, CA 95670  
(916) 322-4336 FAX (916) 324-2875

**COMMISSION ON EMERGENCY MEDICAL SERVICES****QUARTERLY MEETING**

MEETING DATE : June 18, 2025

**ITEM NUMBER : 6A**

SUBJECT : Ambulance Patient Offload Time (APOT)

PRESENTER : Adam Davis, APOT Data Specialist

CONSENT : \_\_\_\_

ACTION : \_\_\_\_

INFORMATION : X

---

**RECOMMENDATION**

No Action Recommended.

**FISCAL IMPACT**

No Fiscal Impact.

**DISCUSSION**

EMSA is monitoring APOT using data from the California EMS Information System (CEMSIS) since 2023 with participation from select LEMSAs. LEMSAs with limited CEMSIS participation are providing EMSA with quarterly reports until their CEMSIS participation is deemed sufficient to calculate APOT.

EMSA has been running monthly APOT reports sourced from CEMSIS for all participating LEMSAs using the updated APOT specifications from Fall 2022. Following internal EMSA review, each LEMSA has been receiving a monthly APOT report outlining their APOT representation in CEMSIS. LEMSAs are encouraged to continue to monitor APOT locally and engage EMSA if they identify any discrepancies in their CEMSIS representation. EMSA continues to run monthly APOT reports using the NEMSIS version 3.5 standard.

**ATTACHMENT(S)**

June 2025 Report to Commission: Ambulance Patient Offload Delays



# Report to Commission: Ambulance Patient Offload Delays

Emergency Medical Services Authority  
California Health and Human Services Agency

June 2025

Elizabeth Basnett, Director

Hernando Garzon, MD, Chief Medical Officer



## **ACKNOWLEDGEMENTS**

This report was prepared by the California Emergency Medical Services Authority Staff:

Adam Davis, Ambulance Patient Offload Time Research Data Specialist

Adrienne Kim, Data Technologies Unit Manager

Kevin Chan, Health Information and Data Technologies Branch Chief

This report was reviewed and approved by the California Emergency Medical Services Authority Executives:

Elizabeth Basnett, Director

Hernando Garzon, MD, Chief Medical Officer

Gabrielle Santoro, Chief Deputy Director

If you have any questions or comments about this report, please contact:

[APOT@emsa.ca.gov](mailto:APOT@emsa.ca.gov)

## Table of Contents

Ambulance Patient Offload Time (APOT) Specifications .....	5
California Counties with a LEMSA 90th Percentile APOT Greater than 30 minutes over a 6-Month Period (October 2024 – March 2025) .....	7
Statewide APOT Trend Graph (October 2024 – March 2025) .....	8
APOT-1: LEMSA Count of Offloads and 90th Percentile Offload Times (October 2024 – March 2025) .....	9
APOT-2: LEMSA Percent of Offloads by APOT-2 Time Intervals (October 2024 – March 2025).....	10
Statewide APOT “Heat” Table (October 2024 – March 2025) .....	11
Cumulative APOT Greater than 30 minutes by LEMSA for October 2024 – March 2025 (6 Months) .....	12
Cumulative APOT Greater than 30 minutes by LEMSA (October 2024) .....	13
Cumulative APOT Greater than 30 minutes by LEMSA (November 2024) .....	14
Cumulative APOT Greater than 30 minutes by LEMSA (December 2024) .....	15
Cumulative APOT Greater than 30 minutes by LEMSA (January 2025) .....	16
Cumulative APOT Greater than 30 minutes by LEMSA (February 2025).....	17
Cumulative APOT Greater than 30 minutes by LEMSA (March 2025) .....	18
APOT 1 (October 2024 – March 2025): Licensed Emergency Department 90th Percentile APOT.....	19
(October 2024 – March 2025): Licensed Emergency Department Monthly Count of Offloads and Greater Than 30 Minutes and Cumulative Hours of Delay .....	24
Licensed Emergency Department APOT Ranking (October 2024) .....	29
Licensed Emergency Department APOT Ranking (November 2024) .....	34
Licensed Emergency Department APOT Ranking (December 2024) .....	39
Licensed Emergency Department APOT Ranking (January 2025) .....	44

Licensed Emergency Department APOT Ranking (February 2025).....	49
Licensed Emergency Department APOT Ranking (March 2025) .....	54
Scatter Plot: APOT-1 vs Count of EMS Offloads by Hospital (October 2024) .....	59
Scatter Plot: APOT-1 vs Count of EMS Offloads by Hospital (November 2024).....	60
Scatter Plot: APOT-1 vs Count of EMS Offloads by Hospital (December 2024) .....	61
Scatter Plot: APOT-1 vs Count of EMS Offloads by Hospital (January 2025).....	62
Scatter Plot: APOT-1 vs Count of EMS Offloads by Hospital (February 2025) .....	63
Scatter Plot: APOT-1 vs Count of EMS Offloads by Hospital (March 2025).....	64

## Ambulance Patient Offload Time (APOT) Specifications

This report was generated using California Emergency Medical Services Information System (CEMSIS) records meeting the ambulance patient offload time specification described below. EMSA developed updated APOT Specifications for NEMSIS 3.5 for 2024 data.

The APOT Specifications outlined below can be found in full detail at <https://emsa.ca.gov/apot/>. The APOT qualifying record population for a given timeframe, for both APOT-1 and APOT-2, is defined as emergency medical services (EMS) records which meet the following National Emergency Medical Services Information System (NEMSIS) criteria:

- All events for which eResponse.05 "Type of Service Requested" with the value of 2205001 "Emergency Response (Primary Response Area); **AND**
- All events in eDisposition.30 "Transport Disposition" with the value of 4230001 "Transport by This EMS Unit (This Crew Only)" or 4230003 "Transport by This EMS Unit, With a Member of Another Crew" **AND**
- All events in eDisposition.21 "Type of Destination" with the value of 4221003, "Hospital-Emergency Department"; **AND**
- eTimes.11 "Patient Arrived at Destination Date/Time" values are logical and present **AND**
- eTimes.12 "Destination Patient Transfer of Care Date/Time" values are logical and present

APOT-1 identifies the count of offloads meeting the APOT specification criteria and, based on those same records, the 90<sup>th</sup> percentile APOT time for a given time frame. APOT-1 is reported by general acute care facility or aggregated at a LEMSA level.

APOT-2 identifies the count of offloads meeting the same APOT specification criteria as APOT-1 and based on those same records, counts the number of records found within the five time intervals for a given time frame. The time intervals are as follows:

2.1: What count of patients transported by EMS personnel experience a transfer of care within 20 minutes of arrival at the Hospital Emergency Department?

2.2: What count of patients transported by EMS personnel experience a transfer of care between 20:01-60 minutes of arrival at the Hospital Emergency Department?

2.3: What count of patients transported by EMS personnel experience a transfer of care between 60:01-120 minutes after arrival at the Hospital Emergency Department?

2.4: What count of patients transported by EMS personnel experience a transfer

of care between 120:01-180 minutes after arrival at the Hospital Emergency Department?

2.5: What count of patients transported by EMS personnel experience a transfer of care more than 180:01 minutes after arrival at the Hospital Emergency Department?

### **Qualifying Record Exclusion Criteria:**

EMS records which meet the APOT specification criteria and have a negative calculated time between eTimes.11 and eTimes.12 do not qualify as being part of the APOT record population and have been excluded from this report.

EMS records which meet the APOT specification criteria and have a calculated time between eTimes.11 and eTimes.12 exceeding 8 hours do not qualify as being part of the APOT record population and have been excluded from this report.

EMS records which meet the APOT specification criteria and have an eDisposition.02 "Destination Code" (CEMSIS Facility ID) recorded for as "Blank, Not Recorded, Not Reported, Not Available, or Null" do not qualify as being part of the APOT record population and have been excluded from this report.

EMS records represented in this report are based on the specifications which may include duplicate records, records from non-transport providers, and facilities which are not general acute care hospitals or do not have an emergency department. These records which fall into one of the above categories are included in this report due to provider documentation, a limitation of the NEMSIS Data Standards, or as a limitation of the APOT Specifications used for this report.

Licensed general acute care hospitals with less than 60 offloads per month were excluded from ranking.

### **Report Notes:**

All APOT record counts and times are associated with the destination county/LEMSA using NEMSIS element eDisposition.06 "Destination County." Record counts and 90<sup>th</sup> Percentile APOT calculation include records from all LEMSAs to that facility.

All 34 LEMSAs are represented in this report, however, representation may be limited.

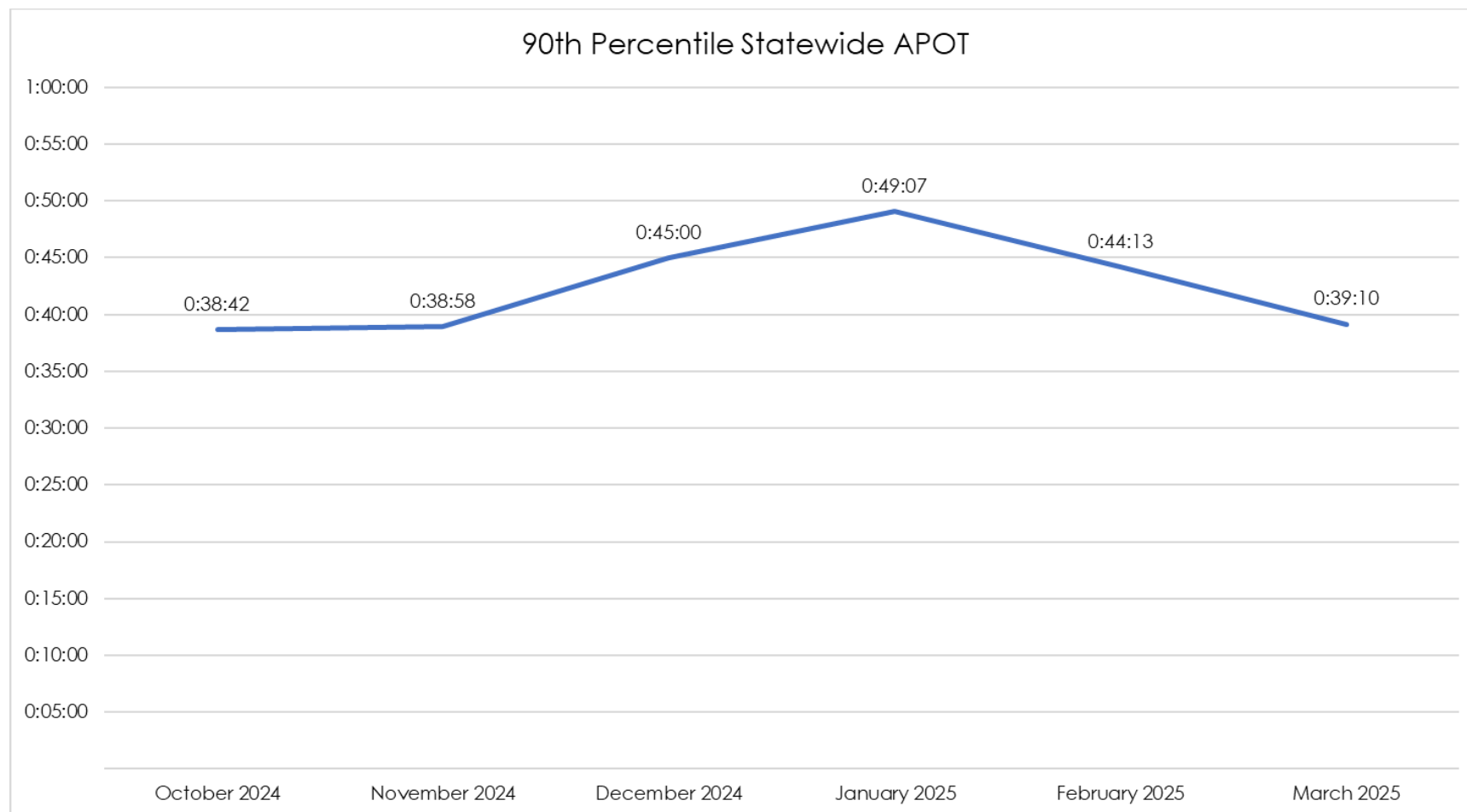


## California Counties with a LEMSA 90th Percentile APOT Greater than 30 minutes over A 6-Month Period (October 2024 – March 2025)



All data represented in this report is sourced from CEMSIS with a run date of April 10, 2025. CEMSIS records are populated by participating EMS providers documented care in the pre-hospital setting through direct transmission into CEMSIS or passed through their local EMS Agency (LEMSA). Not all EMS providers in all LEMSAs are CEMSIS participants, therefore this report does not reflect 100% of EMS interactions and records meeting APOT criteria.

## CEMSIS Sourced Statewide APOT Trend Graph (October 2024 – March 2025)



All data represented in this report is sourced from CEMSIS with a run date of April 10, 2025. CEMSIS records are populated by participating EMS providers documented care in the pre-hospital setting through direct transmission into CEMSIS or passed through their local EMS Agency (LEMSA). Not all EMS providers in all LEMSAs are CEMSIS participants, therefore this report does not reflect 100% of EMS interactions and records meeting APOT criteria.

## CEMSIS Sourced APOT 1 (October 2024 – March 2025): LEMSA Count of Offloads and 90<sup>th</sup> Percentile APOT

Local EMS Agency (LEMSA)	October 2024 Count	October 2024 APOT	November 2024 Count	November 2024 APOT	December 2024 Count	December 2024 APOT	January 2025 Count	January 2025 APOT	February 2025 Count	February 2025 APOT	March 2025 Count	March 2025 APOT
Alameda	8,538	0:42:53	8,329	0:41:58	9,126	0:54:03	9,397	0:58:14	8,474	0:59:14	8,839	0:49:26
Central California	14,381	0:43:58	13,800	0:44:13	14,767	0:46:11	15,417	0:47:50	13,828	0:45:48	15,145	0:42:49
Coastal Valleys	3,788	0:18:58	3,735	0:17:23	4,108	0:18:24	4,134	0:22:28	3,790	0:21:27	3,785	0:17:56
Contra Costa	6,811	0:44:22	6,724	0:42:19	7,362	0:48:25	7,251	0:54:45	6,361	0:49:16	7,092	0:42:48
El Dorado	700	0:12:19	756	0:11:03	870	0:13:50	884	0:16:16	755	0:18:57	755	0:15:57
Imperial	737	0:29:08	752	0:28:51	809	0:34:24	713	0:45:06	716	0:32:14	771	0:33:15
Inland Counties	14,580	0:38:58	14,293	0:37:53	16,003	0:42:17	15,720	0:43:28	13,911	0:40:39	15,036	0:38:20
Kern	6,864	0:47:42	6,565	0:47:19	7,045	0:50:20	7,283	0:54:49	6,542	0:51:34	6,984	0:50:32
Los Angeles	43,853	0:48:49	42,927	0:48:00	43,449	1:00:00	44,846	1:03:12	38,436	0:51:25	39,223	0:46:23
Marin	1,299	0:12:32	1,316	0:12:04	1,350	0:12:34	1,462	0:13:10	1,265	0:13:18	1,396	0:13:23
Merced	1,626	0:41:23	1,597	0:42:36	1,674	0:50:32	1,744	0:56:31	1,666	0:56:15	1,732	0:47:00
Monterey	2,248	0:19:00	2,070	0:19:12	2,320	0:20:00	2,226	0:20:00	2,154	0:19:51	2,161	0:19:53
Mountain Counties	526	0:13:00	458	0:12:00	522	0:13:00	497	0:11:00	511	0:15:00	532	0:13:00
Napa	720	0:11:13	669	0:10:00	680	0:11:41	749	0:13:44	713	0:14:00	713	0:12:06
Northern California	365	0:05:00	377	0:05:00	379	0:06:00	362	0:09:00	361	0:10:00	370	0:10:00
North Coast	1,660	0:08:34	1,451	0:09:00	1,571	0:08:43	1,642	0:08:17	1,436	0:08:39	1,377	0:07:50
Orange	17,771	0:24:24	16,983	0:25:23	18,759	0:29:50	19,396	0:32:50	16,703	0:29:06	17,324	0:24:43
Riverside	15,167	0:39:17	15,024	0:40:53	16,568	1:00:59	16,726	1:01:56	14,759	0:48:44	15,905	0:41:19
Sacramento	10,183	0:36:18	9,665	0:30:49	10,155	0:37:00	11,124	0:41:40	10,002	0:42:56	9,702	0:34:40
San Benito	213	0:11:36	208	0:12:49	214	0:12:25	190	0:13:58	169	0:13:46	202	0:13:40
San Diego	8,129	0:43:28	15,399	0:46:40	17,828	0:50:57	18,855	1:04:34	16,417	0:53:20	17,398	0:46:44
San Francisco	6,791	0:41:00	6,568	0:39:10	7,101	0:43:59	7,489	0:49:24	6,626	0:48:59	6,715	0:42:57
San Joaquin	5,469	0:40:12	5,531	0:41:31	5,809	0:45:47	6,226	0:53:10	5,662	0:51:19	5,950	0:38:32
San Luis Obispo	1,354	0:14:45	1,404	0:15:00	1,430	0:16:43	1,513	0:17:58	1,312	0:16:30	1,431	0:16:41
San Mateo	2,147	0:17:07	1,969	0:17:39	2,258	0:20:27	2,277	0:21:55	2,103	0:21:04	2,143	0:18:34
Santa Barbara	1,756	0:13:41	1,399	0:14:10	2,028	0:14:22	2,661	0:14:26	2,337	0:13:27	2,448	0:13:16
Santa Clara	8,224	0:29:41	7,864	0:30:22	8,527	0:35:43	8,957	0:43:56	7,886	0:42:43	8,528	0:34:32
Santa Cruz	1,355	0:21:23	1,219	0:21:30	1,243	0:20:03	1,315	0:23:55	1,284	0:26:16	1,357	0:22:57
Sierra-Sacramento Valley	9,598	0:25:00	9,409	0:24:55	10,439	0:26:03	10,274	0:28:03	9,496	0:30:00	9,518	0:25:36
Solano	2,908	0:23:14	2,964	0:22:30	2,793	0:24:12	3,349	0:25:06	2,970	0:24:58	2,911	0:24:51
Stanislaus County	4,631	0:32:48	4,599	0:30:23	4,880	0:38:11	4,833	0:39:11	4,689	0:37:51	4,771	0:30:24
Tuolumne	387	0:08:37	425	0:07:56	479	0:08:00	470	0:09:23	411	0:09:51	451	0:12:36
Ventura	4,192	0:22:27	4,228	0:24:00	4,847	0:27:09	4,936	0:38:13	4,174	0:26:02	4,369	0:23:01
Yolo	691	0:35:10	663	0:36:30	640	0:32:28	725	0:34:52	627	0:33:41	696	0:33:29
<b>Statewide Total</b>	<b>209,662</b>	<b>0:38:42</b>	<b>211,340</b>	<b>0:38:58</b>	<b>228,033</b>	<b>0:45:00</b>	<b>235,643</b>	<b>0:49:07</b>	<b>208,546</b>	<b>0:44:13</b>	<b>217,730</b>	<b>0:39:10</b>

All data represented in this report is sourced from CEMSIS with a run date of April 10, 2025. CEMSIS records are populated by participating EMS providers documented care in the pre-hospital setting through direct transmission into CEMSIS or passed through their local EMS Agency (LEMSA). Not all EMS providers in all LEMSAs are CEMSIS participants, therefore this report does not reflect 100% of EMS interactions and records meeting APOT criteria.

## CEMSIS Sourced APOT 2 (October 2024 – March 2025): Percent of Offloads by APOT-2 Time Intervals

Local EMS Agency (LEMSA)	APOT-2.1, ≤20 Minute Offload	APOT-2.2, 20:01-60 Minute Offload	APOT-2.3, 60:01-120 Minute Offload	APOT-2.4, 120:01-180 Minute Offload	APOT-2.5, >180 Minute Offload	Total Offloads
Alameda	47.4%	45.7%	6.1%	0.6%	0.1%	52,703
Central California	48.7%	47.7%	3.5%	0.1%	0.0%	87,338
Coastal Valleys	91.1%	8.1%	0.7%	0.0%	0.0%	23,340
Contra Costa	48.7%	46.2%	4.5%	0.5%	0.1%	41,601
El Dorado	94.1%	5.5%	0.4%	0.0%	0.0%	4,720
Imperial	70.8%	26.1%	2.7%	0.3%	0.1%	4,498
Inland Counties	62.6%	33.9%	3.3%	0.2%	0.0%	89,544
Kern	33.5%	60.4%	5.3%	0.6%	0.2%	41,283
Los Angeles	55.0%	37.2%	6.2%	1.1%	0.5%	252,101
Marin	98.5%	1.4%	0.1%	0.0%	0.0%	8,088
Merced	45.1%	49.1%	5.4%	0.3%	0.1%	10,039
Monterey	90.8%	8.7%	0.4%	0.0%	0.0%	13,179
Mountain Counties	96.9%	3.0%	0.1%	0.0%	0.0%	3,046
Napa	96.2%	3.6%	0.2%	0.0%	0.0%	4,244
Northern California	99.0%	0.9%	0.1%	0.0%	0.0%	2,214
North Coast	98.5%	1.4%	0.1%	0.0%	0.0%	9,137
Orange	81.9%	16.2%	1.8%	0.1%	0.0%	107,568
Riverside	58.2%	34.7%	5.1%	1.3%	0.6%	94,149
Sacramento	64.9%	31.8%	2.6%	0.4%	0.3%	60,831
San Benito	98.6%	1.3%	0.0%	0.0%	0.1%	1,196
San Diego	53.4%	39.4%	6.2%	0.8%	0.2%	94,026
San Francisco	53.7%	41.7%	3.8%	0.6%	0.2%	41,290
San Joaquin	51.8%	43.4%	4.3%	0.4%	0.1%	34,647
San Luis Obispo	93.3%	6.0%	0.6%	0.0%	0.0%	8,444
San Mateo	90.5%	9.3%	0.2%	0.0%	0.0%	12,897
Santa Barbara	97.1%	2.8%	0.0%	0.0%	0.0%	12,629
Santa Clara	70.2%	26.1%	2.7%	0.7%	0.3%	49,986
Santa Cruz	86.4%	13.1%	0.5%	0.0%	0.0%	7,773
Sierra-Sacramento Valley	82.6%	15.9%	1.4%	0.1%	0.0%	58,734
Solano	80.4%	19.2%	0.4%	0.0%	0.0%	17,895
Stanislaus County	71.8%	25.4%	2.5%	0.2%	0.1%	28,403
Tuolumne	97.7%	2.1%	0.2%	0.0%	0.0%	2,623
Ventura	82.4%	15.7%	1.5%	0.3%	0.2%	26,746
Yolo	68.6%	30.6%	0.8%	0.0%	0.0%	4,042
<b>Statewide Total</b>	<b>63.0%</b>	<b>32.4%</b>	<b>3.9%</b>	<b>0.6%</b>	<b>0.2%</b>	<b>1,310,954</b>

All data represented in this report is sourced from CEMIS with a run date of April 10, 2025. CEMIS records are populated by participating EMS providers documented care in the pre-hospital setting through direct transmission into CEMIS or passed through their local EMS Agency (LEMSA). Not all EMS providers in all LEMSAs are CEMIS participants, therefore this report does not reflect 100% of EMS interactions and records meeting APOT criteria.

## CEMSIS Sourced Statewide APOT “Heat” Table (October 2024 – March 2025)

Local EMS Agency (LEMSA)	October 2024 APOT	November 2024 APOT	December 2024 APOT	January 2025 APOT	February 2025 APOT	March 2025 APOT
Alameda	0:42:53	0:41:58	0:54:03	0:58:14	0:59:14	0:49:26
Central California	0:43:58	0:44:13	0:46:11	0:47:50	0:45:48	0:42:49
Coastal Valleys	0:18:58	0:17:23	0:18:24	0:22:28	0:21:27	0:17:56
Contra Costa	0:44:22	0:42:19	0:48:25	0:54:45	0:49:16	0:42:48
El Dorado	0:12:19	0:11:03	0:13:50	0:16:16	0:18:57	0:15:57
Imperial	0:29:08	0:28:51	0:34:24	0:45:06	0:32:14	0:33:15
Inland Counties	0:38:58	0:37:53	0:42:17	0:43:28	0:40:39	0:38:20
Kern	0:47:42	0:47:19	0:50:20	0:54:49	0:51:34	0:50:32
Los Angeles	0:48:49	0:48:00	1:00:00	1:03:12	0:51:25	0:46:23
Marin	0:12:32	0:12:04	0:12:34	0:13:10	0:13:18	0:13:23
Merced	0:41:23	0:42:36	0:50:32	0:56:31	0:56:15	0:47:00
Monterey	0:19:00	0:19:12	0:20:00	0:20:00	0:19:51	0:19:53
Mountain Counties	0:13:00	0:12:00	0:13:00	0:11:00	0:15:00	0:13:00
Napa	0:11:13	0:10:00	0:11:41	0:13:44	0:14:00	0:12:06
Northern California	0:05:00	0:05:00	0:06:00	0:09:00	0:10:00	0:10:00
North Coast	0:08:34	0:09:00	0:08:43	0:08:17	0:08:39	0:07:50
Orange	0:24:24	0:25:23	0:29:50	0:32:50	0:29:06	0:24:43
Riverside	0:39:17	0:40:53	1:00:59	1:01:56	0:48:44	0:41:19
Sacramento	0:36:18	0:30:49	0:37:00	0:41:40	0:42:56	0:34:40
San Benito	0:11:36	0:12:49	0:12:25	0:13:58	0:13:46	0:13:40
San Diego	0:43:28	0:46:40	0:50:57	1:04:34	0:53:20	0:46:44
San Francisco	0:41:00	0:39:10	0:43:59	0:49:24	0:48:59	0:42:57
San Joaquin	0:40:12	0:41:31	0:45:47	0:53:10	0:51:19	0:38:32
San Luis Obispo	0:14:45	0:15:00	0:16:43	0:17:58	0:16:30	0:16:41
San Mateo	0:17:07	0:17:39	0:20:27	0:21:55	0:21:04	0:18:34
Santa Barbara	0:13:41	0:14:10	0:14:22	0:14:26	0:13:27	0:13:16
Santa Clara	0:29:41	0:30:22	0:35:43	0:43:56	0:42:43	0:34:32
Santa Cruz	0:21:23	0:21:30	0:20:03	0:23:55	0:26:16	0:22:57
Sierra-Sacramento Valley	0:25:00	0:24:55	0:26:03	0:28:03	0:30:00	0:25:36
Solano	0:23:14	0:22:30	0:24:12	0:25:06	0:24:58	0:24:51
Stanislaus County	0:32:48	0:30:23	0:38:11	0:39:11	0:37:51	0:30:24
Tuolumne	0:08:37	0:07:56	0:08:00	0:09:23	0:09:51	0:12:36
Ventura	0:22:27	0:24:00	0:27:09	0:38:13	0:26:02	0:23:01
Yolo	0:35:10	0:36:30	0:32:28	0:34:52	0:33:41	0:33:29
<b>Statewide Total</b>	0:38:42	0:38:58	0:45:00	0:49:07	0:44:13	0:39:10

LEMSAs with red text and a red highlighted cell had a 90<sup>th</sup> Percentile APOT greater than 30 minutes for the month listed. The Statewide 90<sup>th</sup> Percentile APOT for each month between October 2024 – March 2025 exceeded 38 minutes.

All data represented in this report is sourced from CEMIS with a run date of April 10, 2025. CEMIS records are populated by participating EMS providers documented care in the pre-hospital setting through direct transmission into CEMIS or passed through their local EMS Agency (LEMSA). Not all EMS Providers in all LEMSA are CEMIS participants, therefore this report does not reflect 100% of EMS interactions and records meeting APOT criteria.

## CEMSIS Sourced Cumulative APOT Greater than 30 minutes by LEMSA for October 2024 – March 2025 (6 Months)

Local EMS Agency (LEMSA)	Percent of Total Records > 30 Minutes	Total Hours, Minutes and Seconds of Delay > 30 minutes
Alameda	23.8%	560:16:48
Central California	26.2%	908:19:06
Coastal Valleys	3.7%	38:19:04
Contra Costa	27.8%	477:01:58
El Dorado	1.7%	1:40:43
Imperial	9.5%	12:52:26
Inland Counties	17.9%	736:40:40
Kern	34.2%	646:59:54
Los Angeles	24.5%	4279:22:09
Marin	0.2%	1:01:00
Merced	23.4%	95:09:16
Monterey	3.6%	15:40:21
Mountain Counties	0.6%	0:35:00
Napa	1.3%	2:19:31
Northern California	0.3%	0:33:00
North Coast	0.4%	1:54:22
Orange	6.4%	318:50:24
Riverside	16.9%	1101:29:56
Sacramento	16.1%	1360:39:21
San Benito	0.0%	0:00:00
San Diego	21.7%	1469:35:04
San Francisco	20.4%	1164:59:54
San Joaquin	22.3%	908:33:21
San Luis Obispo	3.0%	30:39:45
San Mateo	1.4%	18:14:42
Santa Barbara	1.0%	13:18:11
Santa Clara	9.7%	648:07:23
Santa Cruz	3.0%	27:06:48
Sierra-Sacramento Valley	6.6%	474:18:04
Solano	3.6%	66:36:55
Stanislaus County	11.9%	424:07:34
Tuolumne	0.3%	0:42:15
Ventura	4.4%	148:24:57
Yolo	14.3%	67:56:16
<b>Statewide Total</b>	<b>17.3%</b>	<b>16022:26:08</b>

All data represented in this report is sourced from CEMSIS with a run date of April 10, 2025. CEMSIS records are populated by participating EMS providers documented care in the pre-hospital setting through direct transmission into CEMSIS or passed through their local EMS Agency (LEMSA). Not all EMS providers in all LEMSAs are CEMSIS participants, therefore this report does not reflect 100% of EMS interactions and records meeting APOT criteria.

## CEMSIS Sourced Cumulative APOT Greater than 30 minutes by LEMSA (October 2024)

Local EMS Agency (LEMSA)	Count of Records > 30 Minutes	Percent of Total Records > 30 Minutes	Total Hours, Minutes and Seconds of Delay > 30 minutes
Alameda	2435	30.8%	758:52:16
Central California	4175	29.9%	1295:31:48
Coastal Valleys	138	3.8%	36:14:44
Contra Costa	1941	27.0%	921:31:26
El Dorado	16	2.1%	3:53:49
Imperial	51	7.4%	324:24:47
Inland Counties	3703	25.5%	1291:59:22
Kern	2128	37.3%	702:48:17
Los Angeles	7238	20.5%	3300:20:15
Marin	5	0.4%	0:21:09
Merced	523	30.2%	228:43:12
Monterey	37	2.5%	9:32:30
Mountain Counties	8	1.5%	1:38:33
Napa	9	1.3%	1:35:45
Northern California	1	0.3%	23:33:00
North Coast	11	0.7%	3:16:20
Orange	1333	7.8%	391:51:13
Riverside	2765	18.7%	1144:09:41
Sacramento	2892	29.8%	1314:48:32
San Benito	1	0.5%	0:02:11
San Diego	1762	26.8%	1185:54:50
San Francisco	1578	24.1%	610:56:28
San Joaquin	1394	23.7%	386:20:21
San Luis Obispo	27	2.0%	9:12:02
San Mateo	64	2.1%	81:46:45
Santa Barbara	20	0.8%	3:13:01
Santa Clara	1045	11.7%	340:14:49
Santa Cruz	51	4.1%	10:32:04
Sierra-Sacramento Valley	1208	11.8%	533:41:54
Solano	148	5.2%	145:14:53
Stanislaus County	864	17.1%	352:53:14
Tuolumne	9	1.9%	2:52:19
Ventura	362	8.8%	246:50:48
Yolo	125	16.2%	56:08:53
<b>Statewide Total</b>	<b>38,067</b>	<b>19.2%</b>	<b>15721:01:11</b>

All data represented in this report is sourced from CEMSIS with a run date of April 10, 2025. CEMSIS records are populated by participating EMS providers documented care in the pre-hospital setting through direct transmission into CEMSIS or passed through their local EMS Agency (LEMSA). Not all EMS providers in all LEMSAs are CEMSIS participants, therefore this report does not reflect 100% of EMS interactions and records meeting APOT criteria.

## CEMSIS Sourced Cumulative APOT Greater than 30 minutes by LEMSA (November 2024)

Local EMS Agency (LEMSA)	Percent of Total Records > 30 Minutes	Total Hours, Minutes and Seconds of Delay > 30 minutes
Alameda	23.2%	502:19:27
Central California	26.2%	878:50:14
Coastal Valleys	3.3%	33:53:03
Contra Costa	25.9%	414:31:36
El Dorado	1.3%	2:06:08
Imperial	8.8%	18:54:24
Inland Counties	17.1%	666:00:59
Kern	33.9%	637:32:12
Los Angeles	24.4%	4144:07:10
Marin	0.0%	0:00:00
Merced	25.4%	92:34:31
Monterey	2.5%	9:16:14
Mountain Counties	0.9%	0:44:00
Napa	0.7%	0:46:59
Northern California	0.0%	0:00:00
North Coast	0.3%	1:08:10
Orange	6.9%	350:28:59
Riverside	18.0%	1235:43:21
Sacramento	10.6%	822:06:23
San Benito	0.0%	0:00:00
San Diego	23.2%	3134:45:11
San Francisco	18.9%	960:34:59
San Joaquin	22.4%	934:09:48
San Luis Obispo	2.3%	23:28:00
San Mateo	1.7%	21:43:00
Santa Barbara	0.9%	7:18:49
Santa Clara	10.3%	726:34:04
Santa Cruz	2.8%	21:06:08
Sierra-Sacramento Valley	6.7%	504:56:20
Solano	3.6%	76:45:58
Stanislaus County	10.3%	396:44:00
Tuolumne	0.0%	0:00:00
Ventura	5.7%	210:22:46
Yolo	16.7%	74:40:23
<b>Statewide Total</b>	<b>17.3%</b>	<b>16904:13:16</b>

All data represented in this report is sourced from CEMIS with a run date of April 10, 2025. CEMIS records are populated by participating EMS providers documented care in the pre-hospital setting through direct transmission into CEMIS or passed through their local EMS Agency (LEMSA). Not all EMS providers in all LEMSAs are CEMIS participants, therefore this report does not reflect 100% of EMS interactions and records meeting APOT criteria.



## CEMSIS Sourced Cumulative APOT Greater than 30 minutes by LEMSA (December 2024)

Local EMS Agency (LEMSA)	Percent of Total Records > 30 Minutes	Total Hours, Minutes and Seconds of Delay > 30 minutes
Alameda	31.6%	1063:44:03
Central California	27.4%	1084:51:57
Coastal Valleys	3.8%	41:34:27
Contra Costa	28.4%	703:39:48
El Dorado	2.3%	4:14:28
Imperial	14.2%	44:49:17
Inland Counties	19.8%	981:47:16
Kern	37.7%	795:07:25
Los Angeles	30.3%	6928:42:43
Marin	0.4%	1:53:56
Merced	30.2%	156:39:47
Monterey	3.1%	18:50:21
Mountain Counties	1.3%	1:28:50
Napa	0.9%	1:20:57
Northern California	0.3%	0:45:00
North Coast	0.5%	1:59:59
Orange	9.9%	649:31:35
Riverside	26.7%	2754:10:28
Sacramento	16.1%	1439:08:02
San Benito	0.5%	0:33:17
San Diego	27.5%	4330:49:06
San Francisco	23.0%	1361:22:36
San Joaquin	26.3%	1220:02:03
San Luis Obispo	2.0%	23:18:36
San Mateo	3.3%	56:24:56
Santa Barbara	0.9%	13:02:31
Santa Clara	14.1%	1115:39:54
Santa Cruz	2.9%	22:43:48
Sierra-Sacramento Valley	7.6%	657:04:45
Solano	4.7%	90:01:50
Stanislaus County	16.1%	673:43:10
Tuolumne	0.6%	3:07:52
Ventura	8.3%	348:12:41
Yolo	12.7%	57:00:34
<b>Statewide Total</b>	<b>21.2%</b>	<b>26647:27:58</b>

All data represented in this report is sourced from CEMSIS with a run date of April 10, 2025. CEMSIS records are populated by participating EMS providers documented care in the pre-hospital setting through direct transmission into CEMSIS or passed through their local EMS Agency (LEMSA). Not all EMS providers in all LEMSAs are CEMSIS participants, therefore this report does not reflect 100% of EMS interactions and records meeting APOT criteria.

## CEMSIS Sourced Cumulative APOT Greater than 30 minutes by LEMSA (January 2025)

Local EMS Agency (LEMSA)	Percent of Total Records > 30 Minutes	Total Hours, Minutes and Seconds of Delay > 30 minutes
Alameda	34.5%	1295:24:37
Central California	29.4%	1241:59:07
Coastal Valleys	6.4%	79:37:23
Contra Costa	32.2%	947:49:08
El Dorado	3.1%	5:35:12
Imperial	20.6%	68:40:28
Inland Counties	20.8%	1082:47:26
Kern	40.4%	998:39:10
Los Angeles	31.2%	7999:44:21
Marin	0.4%	0:25:08
Merced	37.5%	231:24:23
Monterey	3.9%	20:17:05
Mountain Counties	0.4%	0:58:00
Napa	2.3%	4:47:12
Northern California	0.6%	0:26:00
North Coast	0.6%	2:26:44
Orange	11.7%	867:36:06
Riverside	28.4%	2935:59:33
Sacramento	19.5%	1993:26:56
San Benito	0.0%	0:00:00
San Diego	34.2%	6460:56:43
San Francisco	27.1%	1800:14:59
San Joaquin	29.6%	1642:02:30
San Luis Obispo	3.5%	46:02:12
San Mateo	4.1%	58:38:31
Santa Barbara	0.6%	12:34:49
Santa Clara	18.5%	1808:16:04
Santa Cruz	5.1%	51:13:55
Sierra-Sacramento Valley	8.8%	792:03:33
Solano	5.9%	151:54:48
Stanislaus County	16.6%	713:06:43
Tuolumne	0.9%	2:52:04
Ventura	14.4%	777:45:35
Yolo	14.9%	72:06:24
<b>Statewide Total</b>	<b>23.6%</b>	<b>34167:52:49</b>

All data represented in this report is sourced from CEMIS with a run date of April 10, 2025. CEMIS records are populated by participating EMS providers documented care in the pre-hospital setting through direct transmission into CEMIS or passed through their local EMS Agency (LEMSA). Not all EMS providers in all LEMSAs are CEMIS participants, therefore this report does not reflect 100% of EMS interactions and records meeting APOT criteria.

## CEMSIS Sourced Cumulative APOT Greater than 30 minutes by LEMSA (February 2025)

Local EMS Agency (LEMSA)	Percent of Total Records > 30 Minutes	Total Hours, Minutes and Seconds of Delay > 30 minutes
Alameda	35.5%	1242:40:21
Central California	28.1%	999:45:19
Coastal Valleys	5.4%	61:52:57
Contra Costa	29.2%	637:15:18
El Dorado	4.0%	11:23:37
Imperial	11.9%	34:01:32
Inland Counties	18.3%	851:09:26
Kern	39.2%	753:32:38
Los Angeles	26.2%	4581:29:54
Marin	0.3%	0:38:08
Merced	33.5%	201:51:28
Monterey	3.6%	16:45:56
Mountain Counties	2.9%	2:51:00
Napa	3.8%	5:33:57
Northern California	0.3%	0:08:22
North Coast	0.8%	3:42:08
Orange	9.4%	534:57:10
Riverside	22.9%	1679:23:00
Sacramento	20.3%	1819:25:51
San Benito	0.0%	0:00:00
San Diego	27.8%	4176:25:08
San Francisco	27.0%	1583:20:42
San Joaquin	27.9%	1435:36:36
San Luis Obispo	3.0%	31:24:18
San Mateo	3.6%	53:29:58
Santa Barbara	0.3%	3:58:13
Santa Clara	18.0%	1446:44:22
Santa Cruz	6.9%	65:52:51
Sierra-Sacramento Valley	10.0%	789:59:20
Solano	5.2%	112:02:58
Stanislaus County	16.4%	603:59:57
Tuolumne	1.7%	5:41:07
Ventura	6.8%	223:32:58
Yolo	14.4%	62:31:38
<b>Statewide Total</b>	<b>21.0%</b>	<b>24033:08:08</b>

All data represented in this report is sourced from CEMSIS with a run date of April 10, 2025. CEMSIS records are populated by participating EMS providers documented care in the pre-hospital setting through direct transmission into CEMSIS or passed through their local EMS Agency (LEMSA). Not all EMS providers in all LEMSAs are CEMSIS participants, therefore this report does not reflect 100% of EMS interactions and records meeting APOT criteria.

## CEMSIS Sourced Cumulative APOT Greater than 30 minutes by LEMSA (March 2025)

Local EMS Agency (LEMSA)	Percent of Total Records > 30 Minutes	Total Hours, Minutes and Seconds of Delay > 30 minutes
Alameda	29.8%	828:45:37
Central California	26.5%	919:26:21
Coastal Valleys	3.2%	38:15:00
Contra Costa	24.6%	466:07:16
El Dorado	2.9%	3:25:39
Imperial	13.6%	36:20:23
Inland Counties	16.4%	733:21:21
Kern	39.2%	798:57:09
Los Angeles	23.4%	3518:45:35
Marin	0.6%	1:44:46
Merced	27.3%	148:11:34
Monterey	2.9%	22:17:39
Mountain Counties	1.1%	1:15:00
Napa	2.4%	3:22:00
Northern California	0.8%	0:35:00
North Coast	0.2%	0:09:13
Orange	6.8%	353:22:39
Riverside	18.6%	1224:55:15
Sacramento	14.1%	1112:32:33
San Benito	1.0%	6:33:42
San Diego	23.5%	3533:34:31
San Francisco	23.3%	1251:41:09
San Joaquin	19.8%	897:08:54
San Luis Obispo	3.0%	37:07:00
San Mateo	2.6%	41:15:56
Santa Barbara	0.4%	6:09:48
Santa Clara	13.5%	968:50:35
Santa Cruz	4.4%	45:57:05
Sierra-Sacramento Valley	7.0%	517:41:25
Solano	4.3%	84:01:57
Stanislaus County	10.3%	370:37:27
Tuolumne	2.0%	5:54:23
Ventura	5.3%	182:03:48
Yolo	13.5%	62:52:47
<b>Statewide Total</b>	<b>17.8%</b>	<b>18223:20:27</b>

All data represented in this report is sourced from CEMSIS with a run date of April 10, 2025. CEMSIS records are populated by participating EMS providers documented care in the pre-hospital setting through direct transmission into CEMSIS or passed through their local EMS Agency (LEMSA). Not all EMS providers in all LEMSAs are CEMSIS participants, therefore this report does not reflect 100% of EMS interactions and records meeting APOT criteria.

## CEMSIS Sourced APOT 1 (October 2024 – March 2025): Licensed Emergency Department 90<sup>th</sup> Percentile APOT (1 of 5)

Hospital LEMSA	CEMSIS Facility ID	CEMSIS Facility Name	October 2024 APOT	November 2024 APOT	December 2024 APOT	January 2025 APOT	February 2025 APOT	March 2025 APOT
Alameda	20004	Alameda County Medical Center, Highland	0:59:47	0:49:50	1:09:33	0:56:21	1:03:46	1:03:18
Alameda	20005	Alameda Hospital	0:25:44	0:22:54	0:30:48	0:32:17	0:30:53	0:24:44
Alameda	20008	Alta Bates Summit Medical Center, Alta Bates Campus	0:38:01	0:38:21	0:39:37	0:45:20	0:38:54	0:37:27
Alameda	20011	Alta Bates Summit Medical Center, Summit Campus	0:40:31	0:38:20	0:45:02	0:50:23	0:43:05	0:41:54
Alameda	20059	Children's Hospital & Research Center Oakland	0:30:15	0:34:39	0:25:49	0:31:53	0:30:08	0:35:01
Alameda	20112	Eden Medical Center	0:35:15	0:39:49	0:49:03	0:54:20	1:05:50	0:49:32
Alameda	20185	Kaiser Permanente, Fremont	0:34:42	0:34:00	0:45:39	1:11:42	1:01:18	0:53:14
Alameda	20190	Kaiser Permanente, Oakland Medical Center	0:52:12	0:49:55	1:01:34	1:15:53	1:15:02	0:56:39
Alameda	20393	San Leandro Hospital	0:41:12	0:39:35	0:50:00	0:53:18	0:53:18	0:46:01
Alameda	20463	Saint Rose Hospital	0:32:43	0:34:49	0:39:06	0:40:31	0:46:48	0:35:05
Alameda	20515	Stanford Health Care - ValleyCare	0:38:25	0:42:18	0:56:02	0:59:53	0:58:28	0:47:24
Alameda	20525	Washington Hospital, Fremont	0:53:07	0:51:40	1:12:57	1:17:01	1:32:35	0:57:01
Alameda	62356	Kaiser Permanente, San Leandro Medical Center	0:46:21	0:43:28	0:58:57	1:02:11	1:02:36	0:53:16
Central California	20001	Adventist Health Hanford	0:41:19	0:42:41	0:42:45	0:43:05	0:44:40	0:40:38
Central California	20061	Valley Children's Hospital	0:24:17	0:22:46	0:21:32	0:24:05	0:21:05	0:21:09
Central California	20070	Clovis Community Medical Center	0:41:12	0:39:11	0:40:53	0:42:40	0:41:08	0:40:16
Central California	20071	Coalinga Regional Medical Center	0:11:02	0:10:40	0:10:51	0:13:01	0:12:08	0:15:03
Central California	20085	Community Regional Medical Center, Fresno	0:44:12	0:46:13	0:45:30	0:46:19	0:42:26	0:41:41
Central California	20186	Kaiser Permanente, Fresno	0:49:41	0:49:18	1:08:06	1:08:22	1:04:03	1:01:34
Central California	20219	Kaweah Delta Medical Center	0:50:56	0:47:17	0:50:08	0:57:20	0:52:41	0:47:19
Central California	20265	Madera Community Hospital	0:00:00	0:00:00	0:00:00	0:00:00	0:00:00	1:11:46
Central California	20410	Adventist Health Selma	0:21:14	0:21:40	0:20:52	0:23:52	0:24:31	0:28:28
Central California	20427	Adventist Health Reedley	0:20:58	0:24:59	0:21:25	0:27:00	0:23:32	0:19:58
Central California	20429	Sierra View Medical Center	0:44:57	0:47:27	0:44:18	0:56:10	0:51:30	0:56:23
Central California	20443	Saint Agnes Medical Center	0:42:43	0:42:30	0:46:54	0:43:48	0:46:11	0:39:27
Central California	20500	Tulare Regional Medical Center	0:28:31	0:42:50	0:38:08	0:46:00	0:23:00	0:38:27
Coastal Valleys	20132	Adventist Health Howard Memorial	0:08:00	0:09:00	0:08:00	0:09:00	0:07:19	0:07:37
Coastal Valleys	20157	Healdsburg District Hospital	0:10:00	0:10:04	0:10:35	0:10:33	0:11:33	0:10:29
Coastal Valleys	20203	Kaiser Permanente, Santa Rosa	0:18:18	0:17:53	0:19:11	0:28:03	0:24:34	0:18:11
Coastal Valleys	20277	Adventist Health Mendocino Coast	0:06:00	0:07:00	0:07:00	0:06:00	0:06:42	0:06:00
Coastal Valleys	20343	Petaluma Valley Hospital	0:12:58	0:11:12	0:11:35	0:14:21	0:16:40	0:15:28
Coastal Valleys	20402	Santa Rosa Memorial Hospital, Montgomery	0:18:15	0:17:52	0:17:48	0:20:09	0:19:04	0:16:50
Coastal Valleys	20436	Sonoma Valley Hospital	0:08:01	0:09:03	0:10:00	0:09:59	0:10:41	0:09:26
Coastal Valleys	20478	Sutter Santa Rosa Regional Hospital	0:30:58	0:27:10	0:27:58	0:33:12	0:32:26	0:27:30
Coastal Valleys	20506	Adventist Health Ukiah Valley	0:09:00	0:08:06	0:09:00	0:07:02	0:10:00	0:07:47
Contra Costa	20087	Contra Costa Regional Medical Center	0:50:21	0:41:44	0:48:48	0:51:14	0:47:11	0:44:01
Contra Costa	20179	John Muir Medical Center, Concord	0:32:05	0:29:37	0:33:21	0:37:13	0:38:26	0:30:12
Contra Costa	20180	John Muir Medical Center, Walnut Creek	0:53:07	0:46:23	1:10:38	1:10:58	0:56:24	0:54:02
Contra Costa	20194	Kaiser Permanente, Richmond	0:54:41	0:49:17	1:00:23	1:14:20	1:11:47	0:53:06
Contra Costa	20208	Kaiser Permanente, Walnut Creek	0:37:12	0:36:13	0:36:00	0:42:59	0:37:35	0:36:51
Contra Costa	20214	Kaiser Permanente, Antioch	0:41:58	0:47:58	0:45:40	1:03:14	0:47:45	0:43:30
Contra Costa	20396	San Ramon Regional Medical Center	0:13:21	0:12:52	0:18:28	0:15:18	0:19:41	0:20:38
Contra Costa	20474	Sutter Delta Medical Center	0:40:22	0:39:43	0:47:29	0:50:54	0:46:44	0:36:09
El Dorado	20033	Barton Memorial Hospital	0:07:33	0:08:10	0:09:32	0:12:56	0:09:11	0:10:20
El Dorado	20272	Marshall Medical Center	0:13:19	0:12:11	0:14:44	0:16:50	0:20:14	0:16:30
ICEMA	20019	Arrowhead Regional Medical Center	0:23:45	0:21:38	0:22:19	0:24:46	0:23:33	0:20:37
ICEMA	20032	Barstow Community Hospital	0:14:00	0:12:56	0:14:36	0:17:30	0:13:43	0:12:45
ICEMA	20034	Bear Valley Community Healthcare District	0:14:37	0:12:18	0:16:39	0:13:01	0:17:48	0:17:14
ICEMA	20066	Chino Valley Medical Center	0:29:44	0:43:09	0:36:23	0:40:54	0:37:44	0:27:04
ICEMA	20077	Colorado River Medical Center	0:04:42	0:04:26	0:04:06	0:05:00	0:06:14	0:04:22
ICEMA	20083	Community Hospital of San Bernardino	0:44:38	0:46:32	0:53:57	0:52:56	0:41:15	0:42:48
ICEMA	20098	Desert Valley Hospital	0:47:17	0:46:18	0:55:34	0:56:46	0:58:55	0:53:07
ICEMA	20165	Hi-Desert Medical Center	0:19:55	0:19:44	0:24:33	0:25:51	0:20:25	0:22:04
ICEMA	20184	Kaiser Permanente, Fontana	0:32:28	0:29:03	0:21:04	0:23:25	0:21:54	0:20:44
ICEMA	20252	Loma Linda University Medical Center	0:29:24	0:30:49	0:37:27	0:39:19	0:36:52	0:34:49
ICEMA	20266	Mammoth Hospital	0:08:39	0:09:29	0:10:00	0:09:09	0:09:34	0:08:35
ICEMA	20300	Montclair Hospital Medical Center	0:23:49	0:23:43	0:30:27	0:41:28	0:24:53	0:24:22
ICEMA	20303	Mountains Community Hospital	0:15:25	0:12:46	0:15:45	0:16:24	0:15:17	0:14:02
ICEMA	20314	Northern Inyo Hospital	0:08:18	0:17:23	0:13:27	0:13:12	0:09:55	0:07:58
ICEMA	20366	Redlands Community Hospital	0:29:11	0:26:28	0:29:19	0:31:12	0:28:22	0:27:10
ICEMA	20382	San Antonio Regional Hospital	0:34:27	0:30:58	0:33:59	0:35:13	0:29:18	0:29:01
ICEMA	20440	Southern Inyo Hospital	0:01:35	0:16:52	0:05:38	0:03:30	0:08:36	0:05:48
ICEMA	20444	St. Bernardine Medical Center	0:30:44	0:29:42	0:32:41	0:30:13	0:30:47	0:27:41
ICEMA	20461	St. Mary Medical Center	1:06:32	1:03:54	1:11:03	1:09:27	1:10:17	1:05:30
ICEMA	20520	Victor Valley Global Medical Center	0:55:54	0:57:33	0:55:56	1:06:43	1:07:41	0:58:28
ICEMA	20555	Kaiser Permanente, Ontario	0:36:39	0:32:25	0:30:49	0:38:00	0:27:11	0:21:00
ICEMA	64989	Loma Linda University Children's Hospital	0:25:40	0:29:37	0:38:35	0:34:50	0:33:50	0:28:07
Imperial	20117	El Centro Regional Medical Center	0:33:16	0:30:44	0:35:38	0:51:42	0:34:44	0:38:26
Imperial	20344	Pioneers Memorial Hospital	0:20:10	0:23:33	0:29:37	0:36:37	0:28:56	0:24:02

Note: Monthly 90<sup>th</sup> percentile offload times greater than 30 minutes are highlighted in red.

All data represented in this report is sourced from CEMIS with a run date of April 10, 2025. CEMIS records are populated by participating EMS providers documented care in the pre-hospital setting through direct transmission into CEMIS or passed through their local EMS Agency (LEMSA). Not all EMS providers in all LEMSAs are CEMIS participants, therefore this report does not reflect 100% of EMS interactions and records meeting APOT criteria.

## CEMSIS Sourced APOT 1 (October 2024 – March 2025): Licensed Emergency Department 90<sup>th</sup> Percentile APOT (2 of 5)

Hospital LEMSA	CEMSIS Facility ID	CEMSIS Facility Name	October 2024 APOT	November 2024 APOT	December 2024 APOT	January 2025 APOT	February 2025 APOT	March 2025 APOT
Kern	20027	Bakersfield Heart Hospital	0:35:02	0:33:41	0:36:22	0:40:30	0:41:38	0:38:22
Kern	20028	Bakersfield Memorial Hospital	0:56:04	1:03:46	1:02:58	1:13:49	1:03:03	1:07:55
Kern	20096	Delano Regional Medical Center	0:32:41	0:32:15	0:29:16	0:37:21	0:35:41	0:29:32
Kern	20224	Kern Medical	0:48:19	0:45:11	0:54:53	0:48:52	0:55:54	0:54:12
Kern	20225	Kern Valley Healthcare District	0:21:26	0:20:58	0:25:39	0:30:49	0:28:13	0:21:46
Kern	20281	Mercy Hospital	0:34:38	0:35:18	0:39:01	0:49:23	0:43:01	0:43:36
Kern	20287	Mercy Hospital SW - Bakersfield	0:41:50	0:48:05	0:45:02	0:59:29	0:47:57	0:43:25
Kern	20372	Ridgecrest Regional Hospital	0:35:43	0:32:48	1:02:02	0:48:15	0:47:16	0:35:12
Kern	20389	Adventist Health Bakersfield	0:50:04	0:46:07	0:46:37	0:51:31	0:50:29	0:49:39
Kern	20488	Adventist Health Tehachapi Valley	0:41:37	0:31:07	0:41:00	0:41:07	0:38:03	0:45:25
Los Angeles	20007	Alhambra Hospital	0:16:49	0:15:00	0:21:34	0:19:41	0:18:00	0:17:00
Los Angeles	20018	Antelope Valley Hospital	0:59:36	1:05:39	1:11:30	1:17:21	0:53:36	0:49:26
Los Angeles	20038	Beverly Hospital	1:10:31	1:31:38	2:08:24	1:38:33	1:21:29	1:03:40
Los Angeles	20042	Southern California Hospital at Culver City	0:55:00	0:47:22	1:01:08	0:56:47	0:46:53	0:46:29
Los Angeles	20045	California Hospital Medical Center	0:53:03	0:56:24	0:58:20	0:59:05	0:56:54	0:48:31
Los Angeles	20053	Catalina Island Medical Center	0:03:24	0:09:13	0:04:48	0:03:53	0:05:05	0:06:04
Los Angeles	20054	Cedars-Sinai Medical Center	0:55:00	0:58:37	1:04:10	1:04:50	0:54:34	0:58:00
Los Angeles	20055	Centinela Hospital Medical Center	0:48:42	0:45:46	0:47:47	0:48:43	0:44:36	0:39:43
Los Angeles	20062	Children's Hospital Los Angeles	0:23:25	0:18:58	0:19:04	0:20:46	0:16:22	0:13:44
Los Angeles	20067	Emanuel Health InterCommunity Hospital	0:58:25	0:45:44	1:24:28	1:40:52	0:56:47	0:52:03
Los Angeles	20068	Citrus Valley Medical Center, Queen of the Valley Campus	0:53:19	0:54:51	1:09:56	1:08:02	0:52:26	0:45:00
Los Angeles	20073	Coast Plaza Hospital	1:01:47	1:07:08	1:44:33	1:53:06	1:28:58	0:55:11
Los Angeles	20081	Community Hospital of Huntington Park	1:14:31	1:19:14	1:47:05	1:55:36	1:19:22	1:25:05
Los Angeles	20106	PIH Health Hospital, Downey	0:53:42	0:56:00	2:08:43	2:07:56	1:21:46	1:01:00
Los Angeles	20108	East Los Angeles Doctors Hospital	0:43:41	0:38:58	0:48:50	0:53:14	0:33:54	0:43:07
Los Angeles	20120	Encino Hospital Medical Center	0:14:53	0:15:01	0:34:34	0:58:30	0:23:33	0:15:27
Los Angeles	20129	Foothill Presbyterian Hospital	1:16:01	1:01:06	1:33:06	2:08:26	1:27:56	1:07:15
Los Angeles	20140	Garfield Medical Center	0:16:15	0:12:59	0:21:42	0:22:51	0:20:10	0:17:11
Los Angeles	20144	Adventist Health Glendale	0:35:01	0:31:00	0:46:56	0:45:00	0:42:02	0:39:45
Los Angeles	20145	Glendale Memorial Hospital and Health Center	0:33:00	0:33:00	0:37:33	0:36:53	0:38:06	0:33:00
Los Angeles	20149	Good Samaritan Hospital, Los Angeles	0:42:06	0:49:08	1:00:37	0:56:22	0:49:37	0:45:21
Los Angeles	20152	Greater El Monte Community Hospital	0:49:35	0:57:01	1:02:29	1:14:18	1:19:12	1:08:16
Los Angeles	20163	Henry Mayo Newhall Memorial Hospital	0:36:49	0:34:54	0:46:19	0:40:01	0:36:00	0:34:05
Los Angeles	20171	Hollywood Presbyterian Medical Center	0:47:05	0:47:06	1:02:38	1:05:16	0:49:43	0:42:16
Los Angeles	20173	Huntington Memorial Hospital	0:31:51	0:33:00	0:34:00	0:30:00	0:32:00	0:29:02
Los Angeles	20183	Kaiser Permanente, Baldwin Park	1:10:56	1:13:34	1:45:23	2:02:20	1:35:35	1:26:22
Los Angeles	20191	Kaiser Permanente, Panorama City	0:29:11	0:28:19	0:40:40	0:37:47	0:30:28	0:29:58
Los Angeles	20204	Kaiser Permanente, South Bay	0:50:09	0:52:29	0:50:17	1:04:48	0:46:21	0:43:16
Los Angeles	20207	Kaiser Permanente, Los Angeles	0:32:37	0:32:40	0:44:18	0:43:52	0:43:08	0:40:07
Los Angeles	20209	Kaiser Permanente, West Los Angeles	0:59:34	0:57:50	1:04:55	1:10:11	0:56:49	0:40:47
Los Angeles	20210	Kaiser Permanente, Woodland Hills	0:32:29	0:34:22	0:47:06	0:54:57	0:45:29	0:45:41
Los Angeles	20215	Kaiser Permanente, Downey	1:35:54	1:09:51	2:19:56	2:17:37	2:14:31	1:43:47
Los Angeles	20240	Harbor UCLA Medical Center	1:06:08	1:07:08	1:09:28	1:20:36	1:02:21	0:56:09
Los Angeles	20242	LAC USC Medical Center	0:33:13	0:31:02	0:33:10	0:32:01	0:32:01	0:29:39
Los Angeles	20244	Lakewood Regional Medical Center	1:53:08	1:51:36	2:54:36	3:15:46	2:14:36	1:12:41
Los Angeles	20253	MemorialCare Long Beach Medical Center	0:54:36	0:54:33	0:54:04	0:58:49	0:55:59	0:44:12
Los Angeles	20258	Olive View UCLA Medical Center	0:23:57	0:28:35	0:33:33	0:29:24	0:25:55	0:29:06
Los Angeles	20270	Marina Del Rey Hospital	0:56:00	0:46:04	0:53:06	0:45:02	0:49:44	0:51:00
Los Angeles	20276	Memorial Hospital Of Gardena	0:37:28	0:41:26	0:59:53	0:57:14	0:51:10	0:33:34
Los Angeles	20289	Methodist Hospital of Southern California	0:55:43	0:47:56	0:58:05	1:09:47	0:52:12	0:52:00
Los Angeles	20294	Mission Community Hospital	0:27:35	0:22:48	0:30:48	0:30:27	0:27:35	0:26:41
Los Angeles	20301	Monterey Park Hospital	0:20:57	0:17:27	0:24:31	0:24:49	0:19:04	0:20:11
Los Angeles	20315	Northridge Hospital Medical Center	0:28:17	0:25:41	0:33:12	0:41:57	0:29:31	0:28:59
Los Angeles	20316	Norwalk Community Hospital	0:35:30	0:53:02	1:00:04	1:14:32	0:51:07	0:43:19
Los Angeles	20328	College Medical Center	0:36:00	0:30:00	0:46:06	1:00:00	0:43:00	0:38:09
Los Angeles	20331	Pacific Hospital of the Valley	0:15:03	0:15:10	0:18:06	0:18:38	0:15:01	0:15:01
Los Angeles	20333	Palmdale Regional Medical Center	0:42:39	0:40:52	1:08:59	0:56:16	0:58:08	0:46:07
Los Angeles	20348	Pomona Valley Hospital Medical Center	0:51:41	0:52:56	1:00:18	1:08:07	0:46:59	0:52:50
Los Angeles	20350	PIH Health Hospital, Whittier	0:54:28	0:54:29	1:43:59	1:12:52	0:56:29	0:50:26
Los Angeles	20354	Providence Holy Cross Medical Center	0:20:52	0:16:40	0:27:16	0:25:06	0:21:08	0:24:32
Los Angeles	20356	Providence Little Company of Mary Medical Center, San Pedro	0:40:58	0:39:39	0:50:02	0:50:00	0:41:23	0:37:24
Los Angeles	20357	Providence Little Company of Mary Medical Center, Torrance	0:57:39	1:02:07	1:22:20	1:10:08	0:58:44	0:51:48
Los Angeles	20360	Providence Saint Joseph Medical Center	0:36:30	0:38:12	0:45:05	0:44:22	0:40:00	0:37:59
Los Angeles	20361	Providence Tarzana Medical Center	0:30:14	0:30:23	0:35:51	0:47:50	0:40:00	0:32:27
Los Angeles	20377	Ronald Reagan UCLA Medical Center	0:38:19	0:34:59	0:38:29	0:43:15	0:38:06	0:32:54
Los Angeles	20382	San Antonio Regional Hospital	0:34:27	0:30:58	0:33:59	0:35:13	0:29:18	0:29:01
Los Angeles	20385	San Dimas Community Hospital	0:56:22	1:22:02	1:13:37	1:41:41	0:48:39	0:35:11
Los Angeles	20387	San Gabriel Valley Medical Center	0:26:05	0:31:36	0:37:00	0:47:15	0:46:07	0:30:57
Los Angeles	20401	Santa Monica - UCLA Medical Center and Orthopaedic Hospital	1:17:47	1:34:14	1:33:10	1:45:15	1:32:35	1:20:15
Los Angeles	20424	Sherman Oaks Hospital	0:27:05	0:29:51	0:41:53	0:32:00	0:29:51	0:30:02

Note: Monthly 90<sup>th</sup> percentile offload times greater than 30 minutes are highlighted in red.

All data represented in this report is sourced from CEMSI with a run date of April 10, 2025. CEMSI records are populated by participating EMS providers documented care in the pre-hospital setting through direct transmission into CEMSI or passed through their local EMS Agency (LEMSA). Not all EMS providers in all LEMSAs are CEMSI participants, therefore this report does not reflect 100% of EMS interactions and records meeting APOT criteria.

## CEMSIS Sourced APOT 1 (October 2024 – March 2025): Licensed Emergency Department 90<sup>th</sup> Percentile APOT (3 of 5)

Hospital LEMSA	CEMSIS Facility ID	CEMSIS Facility Name	October 2024 APOT	November 2024 APOT	December 2024 APOT	January 2025 APOT	February 2025 APOT	March 2025 APOT
Los Angeles	20446	Saint Francis Medical Center	1:18:08	1:10:08	1:32:07	2:04:28	1:39:56	1:22:42
Los Angeles	20451	Providence Saint John's Health Center	0:56:53	1:10:11	1:15:36	1:12:54	1:05:32	1:03:39
Los Angeles	20460	St. Mary Medical Center, Long Beach	0:41:00	0:46:00	0:56:00	1:02:00	0:48:00	0:45:00
Los Angeles	20496	Torrance Memorial Medical Center	0:47:48	0:52:48	0:58:16	1:07:22	1:03:36	0:45:52
Los Angeles	20509	University of California, Irvine Medical Center	0:28:33	0:30:35	0:32:58	0:32:37	0:32:24	0:27:17
Los Angeles	20514	Valley Presbyterian Hospital	0:24:17	0:25:09	0:30:26	0:37:33	0:23:53	0:27:38
Los Angeles	20518	USC Verdugo Hills Hospital	0:59:13	0:38:49	0:45:54	0:59:24	0:42:00	0:34:36
Los Angeles	20528	West Hills Hospital and Medical Center	0:38:06	0:35:59	0:49:54	1:01:50	0:49:49	0:53:52
Los Angeles	20531	Adventist Health White Memorial	1:11:10	0:52:50	0:57:55	1:11:04	0:50:40	0:56:19
Los Angeles	20532	Whittier Hospital Medical Center	0:34:55	0:34:00	1:06:47	1:09:33	0:43:47	0:37:35
Los Angeles	60988	Martin Luther King, Jr. Community Hospital	0:36:47	0:34:22	0:39:15	0:42:12	0:40:37	0:34:55
Marin	20201	Kaiser Permanente, San Rafael	0:13:08	0:12:24	0:12:37	0:14:32	0:14:53	0:14:02
Marin	20269	Marin Health Medical Center	0:12:43	0:12:37	0:12:59	0:12:58	0:13:19	0:14:08
Marin	20317	Novato Community Hospital	0:10:00	0:08:00	0:10:00	0:08:46	0:08:37	0:09:11
Merced	20274	Memorial Hospital Los Banos	0:29:57	0:31:27	0:34:40	0:33:34	0:35:32	0:32:40
Merced	20283	Mercy Medical Center, Merced	0:42:40	0:44:49	0:52:09	0:59:56	1:00:02	0:50:13
Monterey	20080	Community Hospital of the Monterey Peninsula	0:16:07	0:18:59	0:19:56	0:18:00	0:17:23	0:18:21
Monterey	20143	George L. Mee Memorial Hospital	0:09:18	0:08:01	0:06:36	0:15:35	0:12:08	0:09:36
Monterey	20306	Natividad Medical Center	0:23:30	0:21:31	0:20:13	0:20:57	0:19:58	0:19:46
Monterey	20381	Salinas Valley Memorial Hospital	0:17:02	0:18:57	0:21:00	0:25:48	0:26:06	0:22:47
Mountain Counties	20271	Mark Twain Medical Center	0:10:00	0:07:00	0:09:54	0:09:00	0:10:00	0:07:18
Mountain Counties	20469	Sutter Amador Hospital	0:14:00	0:13:30	0:14:00	0:12:00	0:17:00	0:14:00
Napa	20362	Queen Of The Valley Medical Center	0:12:02	0:10:22	0:11:44	0:14:00	0:15:00	0:12:59
Napa	20448	Adventist Health St. Helena	0:10:00	0:09:00	0:11:03	0:10:00	0:09:41	0:07:06
NorCal	20030	Banner Lassen Medical Center	0:05:00	0:04:06	0:06:00	0:06:00	0:08:00	0:07:48
NorCal	20111	Eastern Plumas Hospital, Portola Campus	0:05:00	0:04:00	0:06:00	0:05:00	0:05:00	0:07:00
NorCal	20298	Modoc Medical Center	0:02:00	0:02:00	0:03:00	0:03:00	0:04:00	0:04:00
NorCal	20346	Plumas District Hospital	0:08:48	0:07:12	0:10:00	0:13:00	0:16:00	0:20:00
NorCal	20412	Seneca District Hospital	0:03:00	0:04:36	0:04:43	0:08:24	0:06:48	0:04:18
NorCal	20468	Surprise Valley Community Hospital	0:04:54	0:05:00	0:05:00	0:05:00	0:08:12	0:04:48
NorCal	20499	Trinity Hospital	0:03:00	0:06:04	0:09:09	0:15:02	0:10:30	0:13:14
North Coast	20174	Jerald Phelps Community Hospital	0:02:28	0:01:41	0:02:56	0:02:56	0:02:45	0:08:24
North Coast	20264	Mad River Community Hospital	0:04:23	0:03:08	0:03:23	0:04:20	0:04:33	0:03:58
North Coast	20367	Redwood Memorial Hospital	0:05:00	0:05:11	0:04:39	0:04:16	0:05:49	0:04:28
North Coast	20449	Adventist Health Clearlake	0:15:48	0:16:41	0:16:05	0:18:05	0:17:03	0:13:52
North Coast	20454	Saint Joseph Hospital, Eureka	0:07:28	0:07:36	0:06:39	0:06:31	0:06:24	0:05:44
North Coast	20472	Sutter Coast Hospital	0:00:00	0:01:00	0:04:00	0:01:00	0:01:00	0:01:00
North Coast	20476	Sutter Lakeside Hospital	0:07:17	0:07:36	0:08:49	0:07:58	0:05:54	0:07:12
Orange	20002	AHMC Anaheim Regional Medical Center	0:33:00	0:31:35	0:36:31	0:44:20	0:35:02	0:27:20
Orange	20063	Children's Hospital of Orange County	0:11:39	0:10:36	0:13:18	0:13:36	0:13:18	0:11:31
Orange	20074	South Coast Global Medical Center	0:26:10	0:29:15	0:31:48	0:34:53	0:33:43	0:29:37
Orange	20130	UICI Health - Fountain Valley	0:26:44	0:29:24	0:30:29	0:47:43	0:37:03	0:31:52
Orange	20139	Garden Grove Hospital and Medical Center	0:38:21	0:41:50	0:50:56	1:16:30	0:55:23	0:50:50
Orange	20166	Hoag Hospital Irvine	0:14:50	0:15:14	0:15:33	0:17:00	0:15:22	0:13:40
Orange	20167	Hoag Hospital Newport Beach	0:13:50	0:13:19	0:14:06	0:15:04	0:14:02	0:13:08
Orange	20172	Huntington Beach Hospital	0:30:43	0:28:10	0:43:23	0:48:45	0:40:27	0:29:53
Orange	20188	Kaiser Permanente, Irvine	0:23:46	0:26:55	0:33:54	0:37:07	0:37:10	0:24:33
Orange	20239	La Palma Intercommunity Hospital	0:27:16	0:21:29	0:22:54	0:31:25	0:22:46	0:22:25
Orange	20256	UICI Health - Los Alamitos	0:38:27	0:45:00	0:58:44	0:51:54	0:50:00	0:43:51
Orange	20295	Mission Hospital Laguna Beach	0:24:48	0:25:10	0:32:58	0:35:53	0:29:39	0:21:06
Orange	20296	Mission Hospital	0:21:06	0:21:57	0:23:24	0:24:59	0:22:24	0:20:43
Orange	20308	foothill Regional Medical Center	0:32:01	0:36:14	0:55:58	0:48:13	0:28:21	0:29:03
Orange	20325	Orange Coast Memorial Medical Center	0:22:00	0:22:49	0:22:24	0:24:49	0:24:37	0:21:18
Orange	20345	UICI Health - Placentia Linda	0:20:24	0:21:56	0:38:02	0:45:27	0:30:57	0:22:07
Orange	20379	MemorialCare Saddleback Medical Center	0:19:52	0:21:47	0:22:29	0:23:50	0:20:27	0:19:43
Orange	20455	St. Joseph Hospital, Orange	0:21:04	0:21:48	0:25:29	0:23:22	0:24:30	0:22:40
Orange	20458	St. Jude Medical Center	0:28:03	0:29:24	0:39:32	0:38:10	0:38:35	0:29:39
Orange	20509	University of California, Irvine Medical Center	0:28:33	0:30:35	0:32:58	0:32:37	0:32:24	0:27:17
Orange	20527	West Anaheim Medical Center	0:31:38	0:37:04	0:49:20	0:52:50	0:41:25	0:31:02
Orange	20529	Orange County Global Medical Center	0:21:25	0:20:03	0:24:38	0:22:40	0:26:00	0:22:03
Orange	20530	Anaheim Global Medical Center	0:32:23	0:37:56	0:31:40	0:51:35	0:39:05	0:40:57
Orange	20560	Kaiser Permanente, Anaheim	0:32:23	0:32:58	0:41:54	0:38:04	0:40:27	0:31:25
Riverside	20090	Corona Regional Medical Center	1:42:03	1:09:04	1:35:58	1:52:45	1:17:42	1:19:24
Riverside	20097	Desert Regional Medical Center	0:21:05	0:21:48	0:21:18	0:24:32	0:26:55	0:22:02
Riverside	20114	Eisenhower Medical Center	0:17:33	0:18:32	0:23:17	0:21:52	0:21:10	0:19:15
Riverside	20162	Hemet Valley Medical Center	1:06:09	1:31:05	1:40:42	2:10:03	1:26:57	1:05:39
Riverside	20177	JFK - John F. Kennedy Memorial Hospital	0:14:12	0:16:32	0:15:37	0:19:21	0:19:34	0:18:46
Riverside	20195	Kaiser Permanente, Riverside	0:55:10	0:52:57	1:21:30	1:06:47	1:13:47	1:04:24
Riverside	20211	Kaiser Permanente, Moreno Valley	0:39:34	0:46:42	1:10:04	1:05:39	0:53:29	0:48:48
Riverside	20278	Menifee Valley Medical Center	0:36:44	1:08:28	1:07:04	1:26:46	0:46:20	0:40:53

Note: Monthly 90<sup>th</sup> percentile offload times greater than 30 minutes are highlighted in red.

All data represented in this report is sourced from CEMIS with a run date of April 10, 2025. CEMIS records are populated by participating EMS providers documented care in the pre-hospital setting through direct transmission into CEMIS or passed through their local EMS Agency (LEMSA). Not all EMS providers in all LEMSAs are CEMIS participants, therefore this report does not reflect 100% of EMS interactions and records meeting APOT criteria.



## CEMSIS Sourced APOT 1 (October 2024 – March 2025): Licensed Emergency Department 90<sup>th</sup> Percentile APOT (4 of 5)

Hospital LEMSA	CEMSIS Facility ID	CEMSIS Facility Name	October 2024 APOT	November 2024 APOT	December 2024 APOT	January 2025 APOT	February 2025 APOT	March 2025 APOT
Riverside	20334	Palo Verde Hospital	0:14:51	0:14:28	0:17:18	0:15:01	0:11:32	0:15:06
Riverside	20339	Parkview Community Hospital Medical Center	0:26:55	0:23:29	0:36:08	0:40:19	0:29:55	0:26:33
Riverside	20374	Riverside Community Hospital	0:50:12	0:38:38	1:34:41	1:34:22	1:20:25	0:53:41
Riverside	20375	Riverside University Health System Medical Center	0:30:20	0:31:08	0:32:39	0:32:37	0:30:52	0:28:56
Riverside	20388	San Geronimo Memorial Hospital	0:32:43	0:37:05	0:54:52	1:01:04	0:40:50	0:40:10
Riverside	20441	Rancho Springs Medical Center	0:39:10	0:45:55	1:17:41	1:10:41	0:44:37	0:37:50
Riverside	20442	Inland Valley Medical Center	0:36:20	0:53:09	1:40:40	1:30:29	0:59:51	1:05:08
Riverside	20535	Loma Linda University Medical Center, Murietta	0:31:53	0:33:49	0:49:04	1:04:34	0:48:32	0:35:35
Riverside	20559	Temecula Valley Hospital	0:47:58	0:49:06	1:34:51	1:27:40	1:08:46	0:46:33
Sacramento	20197	Kaiser Permanente, Sacramento Medical Center	0:36:25	0:19:16	0:20:53	0:22:25	0:23:39	0:17:38
Sacramento	20205	Kaiser Permanente, South Sacramento Medical Center	0:24:12	0:29:52	0:48:10	1:03:07	1:24:17	0:35:56
Sacramento	20280	Mercy General Hospital	0:41:49	0:34:42	0:35:17	0:39:32	0:40:12	0:34:41
Sacramento	20282	Mercy Hospital of Folsom	0:27:36	0:30:59	0:31:41	0:39:33	0:38:57	0:35:18
Sacramento	20286	Mercy San Juan Medical Center	0:27:08	0:24:14	0:30:30	0:30:25	0:33:28	0:29:42
Sacramento	20288	Methodist Hospital of Sacramento	0:29:36	0:29:06	0:31:25	0:36:18	0:32:24	0:29:54
Sacramento	20475	Sutter Medical Center - Sacramento	0:43:10	0:38:24	0:43:58	0:45:47	0:48:58	0:40:49
Sacramento	20508	UC Davis Medical Center	0:48:42	0:31:02	0:41:40	0:55:44	0:39:36	0:40:59
San Benito	20156	Hazel Hawkins Memorial Hospital	0:11:36	0:12:49	0:12:25	0:13:58	0:13:46	0:13:40
San Diego	20153	Sharp Grossmont Hospital	0:43:03	0:45:18	0:52:35	1:22:02	0:54:45	0:47:56
San Diego	20198	Kaiser Permanente, San Diego	1:00:26	0:58:19	1:01:40	1:17:14	1:00:19	0:54:28
San Diego	20337	Paradise Valley Hospital	1:20:13	1:10:50	1:01:50	1:21:50	1:16:31	1:13:27
San Diego	20347	Pomerado Hospital	0:43:21	0:48:08	0:47:39	0:54:01	0:48:06	0:44:59
San Diego	20364	Rady Children's Hospital	0:38:40	0:30:00	0:30:51	0:33:26	0:34:02	0:35:39
San Diego	20406	Scripps Memorial Hospital, Encinitas	0:40:13	0:30:18	0:38:26	1:01:43	0:43:33	0:33:37
San Diego	20407	Scripps Memorial Hospital, La Jolla	0:34:24	0:37:38	0:45:49	0:57:05	0:40:57	0:40:11
San Diego	20408	Scripps Mercy Hospital	0:41:46	0:39:44	0:48:00	0:49:04	0:52:51	0:44:03
San Diego	20409	Scripps Mercy Hospital, Chula Vista	0:35:38	0:36:11	0:42:00	0:55:09	0:45:17	0:39:09
San Diego	20416	Sharp Chula Vista Medical Center	0:46:25	0:54:25	0:59:37	1:25:34	1:09:08	0:54:05
San Diego	20417	Sharp Coronado Hospital and Healthcare Center	0:39:19	0:54:11	0:47:57	1:14:21	0:41:26	0:33:53
San Diego	20419	Sharp Memorial Hospital	0:54:55	0:52:18	0:57:26	1:15:21	1:04:37	1:00:41
San Diego	20497	Tri-City Medical Center	0:47:34	0:48:48	1:29:31	1:24:56	1:07:04	0:46:58
San Diego	20510	University of California, San Diego Medical Center	0:48:22	1:09:44	1:05:48	1:20:17	1:03:59	0:58:45
San Diego	20561	Palomar Medical Center	0:34:37	0:35:40	0:40:19	0:41:29	0:37:35	0:30:18
San Diego	62393	Kaiser Permanente, San Diego Medical Center	0:32:27	0:39:10	0:52:05	0:48:37	0:44:09	0:37:08
San Diego	62989	Kaiser Foundation Hospital, San Marcos	0:31:43	0:29:40	0:32:55	0:38:21	0:32:23	0:27:15
San Diego	62998	UC San Diego Health East Campus Medical Center	1:04:05	0:53:36	0:47:09	1:02:14	0:55:01	0:45:44
San Francisco	20048	California Pacific Medical Center, Davies Campus Hospital	0:34:56	0:30:57	0:38:59	0:41:16	0:39:05	0:34:16
San Francisco	20050	CPMC Mission Bernal Campus	0:36:04	0:34:29	0:37:47	0:43:45	0:42:02	0:37:45
San Francisco	20065	Chinese Hospital	0:21:54	0:25:27	0:25:00	0:24:51	0:26:16	0:28:54
San Francisco	20199	Kaiser Permanente, San Francisco	0:53:00	0:48:35	0:56:41	1:10:42	1:09:40	0:57:44
San Francisco	20386	Zuckerberg San Francisco General Hospital and Trauma Center	0:35:08	0:36:25	0:37:12	0:37:24	0:37:00	0:36:25
San Francisco	20447	Saint Francis Memorial Hospital	0:35:54	0:33:03	0:38:46	0:37:24	0:46:08	0:42:06
San Francisco	20462	St. Mary's Medical Center, San Francisco	0:30:10	0:27:49	0:33:39	0:38:22	0:36:05	0:31:49
San Francisco	20504	UCSF Medical Center at Parnassus	1:15:41	0:56:48	1:10:03	1:24:54	1:29:10	1:11:41
San Francisco	62338	UCSF Medical Center at Mission Bay	0:19:00	0:21:48	0:26:54	0:20:00	0:17:13	0:22:03
San Francisco	62636	CPMC-Van Ness	0:46:00	0:40:29	0:44:41	0:52:56	0:50:17	0:44:00
San Joaquin	20094	Dameron Hospital	0:29:57	0:30:19	0:35:02	0:40:40	0:58:40	0:43:43
San Joaquin	20099	Doctors Hospital of Manteca	0:31:57	0:28:54	0:29:45	0:35:46	0:25:39	0:27:19
San Joaquin	20212	Kaiser Permanente, Manteca	0:31:59	0:39:28	0:41:29	0:41:30	0:41:51	0:22:26
San Joaquin	20247	Adventist Health Lodi Memorial	0:32:31	0:34:39	0:40:40	0:45:51	0:41:04	0:36:23
San Joaquin	20391	San Joaquin General Hospital	0:40:59	0:49:52	0:53:09	0:54:57	0:49:13	0:39:32
San Joaquin	20457	St. Joseph's Medical Center of Stockton	0:48:04	0:45:17	0:49:18	1:06:12	1:02:43	0:43:46
San Joaquin	20484	Sutter Tracy Community Hospital	0:34:22	0:33:02	0:36:28	0:40:23	0:37:17	0:31:55
San Luis Obispo	20020	Arroyo Grande Community Hospital	0:12:15	0:12:31	0:14:09	0:14:00	0:12:32	0:11:27
San Luis Obispo	20135	French Hospital Medical Center	0:25:31	0:20:06	0:22:57	0:27:23	0:26:25	0:22:30
San Luis Obispo	20431	Sierra Vista Regional Medical Center	0:14:43	0:17:14	0:15:18	0:18:27	0:16:00	0:18:22
San Luis Obispo	20502	Twin Cities Community Hospital	0:12:11	0:12:13	0:12:27	0:13:11	0:15:20	0:15:01
San Mateo	20206	Kaiser Permanente, South San Francisco	0:14:53	0:14:28	0:15:15	0:16:59	0:14:47	0:14:57
San Mateo	20342	Mills-Peninsula Medical Center	0:19:21	0:19:36	0:23:28	0:25:31	0:24:31	0:21:23
San Mateo	20413	Sequoia Hospital	0:14:17	0:14:31	0:15:38	0:16:10	0:15:54	0:14:35
San Mateo	20414	Seton Medical Center	0:14:55	0:13:59	0:14:14	0:14:59	0:16:20	0:17:02
Santa Barbara	20147	Galea Valley Cottage Hospital	0:10:51	0:08:55	0:12:01	0:10:21	0:10:39	0:09:36
Santa Barbara	20253	Lompoc Valley Medical Center	0:08:50	0:12:30	0:13:23	0:11:23	0:09:58	0:15:59
Santa Barbara	20267	Marian Regional Medical Center	0:14:39	0:16:20	0:13:05	0:13:36	0:11:36	0:11:38
Santa Barbara	20398	Santa Barbara Cottage Hospital	0:14:43	0:14:16	0:16:03	0:16:16	0:15:56	0:15:04
Santa Barbara	20404	Santa Ynez Valley Cottage Hospital	0:08:33	0:10:35	0:08:48	0:08:57	0:09:22	0:11:57
Santa Clara	20115	El Camino Hospital	0:22:49	0:22:34	0:21:43	0:26:57	0:24:32	0:22:25
Santa Clara	20116	El Camino Hospital Los Gatos	0:20:30	0:20:39	0:29:28	0:30:21	0:33:04	0:23:25
Santa Clara	20150	Good Samaritan Hospital, San Jose	0:29:58	0:35:00	0:40:02	0:53:22	0:44:46	0:44:24
Santa Clara	20200	Kaiser Permanente, San Jose	0:26:58	0:24:28	0:29:02	0:29:04	0:31:06	0:27:28

Note: Monthly 90<sup>th</sup> percentile offload times greater than 30 minutes are highlighted in red.

All data represented in this report is sourced from CEMIS with a run date of April 10, 2025. CEMIS records are populated by participating EMS providers documented care in the pre-hospital setting through direct transmission into CEMIS or passed through their local EMS Agency (LEMSA). Not all EMS providers in all LEMSAs are CEMIS participants, therefore this report does not reflect 100% of EMS interactions and records meeting APOT criteria.



## CEMSIS Sourced APOT 1 (October 2024 – March 2025): Licensed Emergency Department 90<sup>th</sup> Percentile APOT (5 of 5)

Hospital LEMSA	CEMSIS Facility ID	CEMSIS Facility Name	October 2024 APOT	November 2024 APOT	December 2024 APOT	January 2025 APOT	February 2025 APOT	March 2025 APOT
Santa Clara	20202	Kaiser Permanente, Santa Clara Medical Center and Medical Offices	0:31:20	0:28:14	0:32:55	0:36:37	0:35:57	0:30:13
Santa Clara	20321	O'Connor Hospital, San Jose	0:29:23	0:33:31	0:52:16	1:41:11	1:18:06	0:43:31
Santa Clara	20368	Regional Medical Center of San Jose	0:24:36	0:24:25	0:26:49	0:28:29	0:27:38	0:27:45
Santa Clara	20400	Santa Clara Valley Medical Center	0:55:50	1:01:27	1:14:17	1:38:10	1:26:34	0:57:48
Santa Clara	20459	St. Louise Regional Hospital	0:20:31	0:22:59	0:24:16	0:19:41	0:19:30	0:25:19
Santa Clara	20465	Stanford Health Care	0:18:30	0:16:38	0:16:06	0:19:42	0:19:14	0:16:57
Santa Cruz	20105	Dominican Hospital, Santa Cruz	0:22:55	0:22:39	0:21:52	0:25:43	0:27:47	0:24:41
Santa Cruz	20526	Watsonville Community Hospital	0:15:22	0:17:30	0:15:21	0:17:25	0:16:47	0:18:01
Sierra-Sacramento Valley	20040	Orchard Hospital	0:13:40	0:09:55	0:12:52	0:14:09	0:13:55	0:15:09
Sierra-Sacramento Valley	20078	Colusa Medical Center	0:22:05	0:25:31	0:30:57	0:22:43	0:15:35	0:18:19
Sierra-Sacramento Valley	20122	Enloe Medical Center, Esplanade	0:12:21	0:11:39	0:12:00	0:12:54	0:13:49	0:14:13
Sierra-Sacramento Valley	20124	Fairchild Medical Center	0:05:00	0:05:00	0:05:00	0:06:00	0:06:00	0:05:00
Sierra-Sacramento Valley	20146	Glenn Medical Center	0:03:05	0:05:18	0:05:00	0:07:52	0:07:16	0:06:03
Sierra-Sacramento Valley	20196	Kaiser Permanente, Roseville Medical Center	0:27:47	0:25:08	0:29:07	0:57:03	0:57:04	0:35:51
Sierra-Sacramento Valley	20273	Mayers Memorial Hospital District	0:04:00	0:03:00	0:04:00	0:04:00	0:04:00	0:04:00
Sierra-Sacramento Valley	20284	Mercy Medical Center, Redding	0:42:33	0:51:49	0:53:25	0:52:48	0:51:59	0:48:00
Sierra-Sacramento Valley	20285	Mercy Medical Center, Mt. Shasta	0:07:00	0:05:00	0:05:00	0:05:18	0:05:48	0:06:00
Sierra-Sacramento Valley	20326	Oroville Hospital	0:17:34	0:17:23	0:16:40	0:21:05	0:25:19	0:22:19
Sierra-Sacramento Valley	20371	Adventist Health Rideout	0:22:11	0:18:09	0:24:39	0:24:20	0:20:44	0:24:56
Sierra-Sacramento Valley	20423	Shasta Regional Medical Center	0:30:29	0:38:57	0:29:56	0:32:00	0:30:22	0:22:00
Sierra-Sacramento Valley	20428	Sierra Nevada Memorial Hospital	0:06:00	0:06:00	0:06:00	0:10:00	0:10:00	0:10:00
Sierra-Sacramento Valley	20445	St. Elizabeth Community Hospital	0:10:00	0:15:00	0:15:00	0:16:00	0:19:00	0:16:00
Sierra-Sacramento Valley	20470	Sutter Auburn Faith Hospital	0:27:20	0:24:08	0:21:52	0:23:19	0:24:08	0:23:09
Sierra-Sacramento Valley	20481	Sutter Roseville Medical Center	0:30:04	0:27:12	0:28:16	0:28:22	0:33:25	0:27:28
Sierra-Sacramento Valley	20486	Tahoe Forest Hospital	0:05:00	0:05:51	0:05:56	0:05:18	0:06:55	0:05:32
Solano	20193	Kaiser Permanente, Vallejo	0:21:29	0:22:05	0:23:24	0:24:02	0:23:25	0:23:03
Solano	20216	Kaiser Permanente, Vacaville	0:24:27	0:24:46	0:27:07	0:32:42	0:33:16	0:27:42
Solano	20309	NorthBay Medical Center	0:26:09	0:23:58	0:25:20	0:24:37	0:25:08	0:26:00
Solano	20310	NorthBay VacaValley Hospital	0:14:53	0:13:49	0:14:00	0:14:09	0:15:00	0:14:37
Solano	20482	Sutter Solano Medical Center	0:22:30	0:21:17	0:25:12	0:27:02	0:24:23	0:24:47
Stanislaus	20101	Doctors Medical Center	0:33:07	0:35:59	0:40:36	0:44:15	0:35:35	0:27:37
Stanislaus	20119	Emanuel Medical Center	0:30:38	0:28:00	0:34:46	0:35:54	0:38:46	0:41:10
Stanislaus	20213	Kaiser Permanente, Modesto	0:27:29	0:27:29	0:31:38	0:37:41	0:41:07	0:31:08
Stanislaus	20275	Memorial Medical Center, Modesto	0:35:37	0:28:53	0:41:09	0:38:19	0:39:03	0:27:23
Stanislaus	20319	Oak Valley Hospital	0:17:13	0:15:33	0:18:52	0:24:22	0:19:29	0:18:07
Tuolumne	20438	Adventist Health Sonora, Greenley	0:08:37	0:07:56	0:08:00	0:09:23	0:09:51	0:12:36
Ventura	20084	Community Memorial Hospital, San Buenaventura	0:27:20	0:27:27	0:26:41	0:29:40	0:26:49	0:25:17
Ventura	20261	Los Robles Hospital & Medical Center	0:21:59	0:25:35	0:49:44	1:24:11	0:28:44	0:22:22
Ventura	20323	Ojai Valley Community Hospital	0:15:24	0:13:21	0:14:38	0:13:57	0:15:54	0:14:25
Ventura	20434	Adventist Health Simi Valley	0:14:20	0:14:39	0:17:46	0:19:58	0:15:14	0:16:18
Ventura	20452	Saint John's Pleasant Valley Hospital	0:16:27	0:18:24	0:19:59	0:21:22	0:17:48	0:19:00
Ventura	20453	Saint John's Regional Medical Center	0:26:40	0:27:37	0:27:03	0:44:07	0:30:14	0:30:56
Ventura	20516	Ventura County Medical Center	0:23:49	0:22:51	0:24:05	0:28:57	0:26:43	0:21:10
Ventura	20517	Ventura County Medical Center - Santa Paula Hospital	0:14:10	0:13:44	0:14:58	0:15:47	0:16:44	0:16:21
Yolo	20473	Sutter Davis Hospital	0:35:14	0:34:14	0:30:20	0:34:52	0:33:43	0:35:12
Yolo	20533	Woodland Memorial Hospital	0:33:43	0:37:41	0:35:33	0:35:21	0:33:37	0:32:20

Note: Monthly 90<sup>th</sup> percentile offload times greater than 30 minutes are highlighted in red.

All data represented in this report is sourced from CEMIS with a run date of April 10, 2025. CEMIS records are populated by participating EMS providers documented care in the pre-hospital setting through direct transmission into CEMIS or passed through their local EMS Agency (LEMSA). Not all EMS providers in all LEMSAs are CEMIS participants, therefore this report does not reflect 100% of EMS interactions and records meeting APOT criteria.

## CEMSIS Sourced (October 2024 – March 2025): Licensed Emergency Department Monthly Cumulative Hours of Delay for Offloads Greater Than 30 Minutes (1 of 5)

Hospital LEMSA	CEMSIS Facility ID	CEMSIS Facility Name	October 2024 Hours of Delay	November 2024 Hours of Delay	December 2024 Hours of Delay	January 2025 Hours of Delay	February 2025 Hours of Delay	March 2025 Hours of Delay	6-Month Total Hours of Delay
Alameda	20004	Alameda County Medical Center, Highland	126:15:42	96:27:59	191:22:39	142:11:42	163:56:55	157:29:14	877:44:11
Alameda	20005	Alameda Hospital	2:35:04	2:38:22	11:17:20	11:05:47	8:53:04	1:08:06	37:37:43
Alameda	20008	Alta Bates Summit Medical Center, Alta Bates Campus	15:52:17	13:59:05	28:25:04	25:22:08	18:01:14	13:22:51	115:02:39
Alameda	20011	Alta Bates Summit Medical Center, Summit Campus	70:36:20	45:21:39	92:00:01	116:35:50	86:54:24	79:34:08	491:02:22
Alameda	20059	Children's Hospital & Research Center Oakland	3:08:11	2:24:38	2:44:51	4:13:43	2:19:50	4:50:47	19:42:00
Alameda	20112	Eden Medical Center	30:10:37	49:24:13	95:52:08	112:27:42	141:54:01	83:57:57	513:46:38
Alameda	20185	Kaiser Permanente, Fremont	18:32:31	18:10:07	41:25:50	121:24:51	85:56:30	69:18:20	354:48:09
Alameda	20190	Kaiser Permanente, Oakland Medical Center	71:44:06	64:18:56	122:35:53	196:24:16	156:49:16	98:17:43	710:10:10
Alameda	62356	Kaiser Permanente, San Leandro Medical Center	59:18:23	42:46:19	117:59:20	131:43:52	141:53:48	87:15:50	580:57:32
Alameda	20463	Saint Rose Hospital	7:48:34	12:12:03	20:54:48	28:13:46	38:23:58	13:45:43	121:18:52
Alameda	20393	San Leandro Hospital	29:22:20	23:15:31	60:12:01	66:00:47	59:37:10	36:13:01	274:40:50
Alameda	20515	Stanford Health Care - ValleyCare	28:25:33	44:18:05	91:40:21	85:32:41	86:13:53	59:58:17	396:08:50
Alameda	20525	Washington Hospital, Fremont	96:27:10	87:02:30	187:13:47	254:07:32	251:46:18	123:33:40	1000:10:57
Central California	20001	Adventist Health Hanford	46:36:24	48:58:21	54:52:25	66:27:00	62:01:41	52:04:03	330:59:54
Central California	20427	Adventist Health Reedley	0:31:53	2:02:24	4:57:34	2:35:58	2:11:00	1:42:25	14:01:14
Central California	20410	Adventist Health Selma	0:36:34	1:36:00	1:23:24	1:24:47	2:13:54	1:49:32	9:04:11
Central California	20070	Clovis Community Medical Center	108:54:58	82:13:32	101:56:28	116:53:47	100:20:48	106:04:58	616:24:31
Central California	20071	Coalinga Regional Medical Center	0:00:00	0:00:56	0:00:00	0:00:00	0:19:32	0:00:00	0:20:28
Central California	20085	Community Regional Medical Center, Fresno	265:24:13	272:48:34	280:52:55	323:21:15	218:53:22	207:57:28	1569:17:47
Central California	20186	Kaiser Permanente, Fresno	68:02:20	85:52:44	161:41:25	162:06:32	137:31:02	133:44:22	748:58:25
Central California	20219	Kaweah Delta Medical Center	210:11:49	163:22:15	210:24:15	296:13:57	230:56:25	171:33:31	1282:42:12
Central California	20265	Madera Community Hospital	0:00:00	0:00:00	0:00:00	0:00:00	0:00:00	39:26:19	39:26:19
Central California	20443	Saint Agnes Medical Center	157:17:46	149:27:01	207:26:48	175:34:13	186:46:54	126:18:09	1002:50:51
Central California	20429	Sierra View Medical Center	41:55:33	54:52:49	45:01:22	74:02:04	54:43:42	63:53:17	334:28:49
Central California	20500	Tulare Regional Medical Center	5:07:16	14:32:50	13:23:26	20:18:27	2:42:56	11:16:38	67:21:33
Central California	20061	Valley Children's Hospital	3:40:20	3:02:48	2:51:55	3:01:05	1:04:03	3:33:39	17:15:50
Coastal Valleys	20132	Adventist Health Howard Memorial	0:00:00	0:00:00	0:00:00	0:00:00	0:00:00	0:00:00	0:00:00
Coastal Valleys	20277	Adventist Health Mendocino Coast	0:13:00	0:00:00	0:00:00	0:00:00	0:00:00	1:44:11	1:57:11
Coastal Valleys	20506	Adventist Health Ukiah Valley	0:03:00	0:00:00	0:03:00	0:00:00	0:00:00	0:00:00	0:06:00
Coastal Valleys	20157	Healdsburg District Hospital	0:00:00	0:00:00	0:00:00	0:00:00	0:00:00	0:00:00	0:00:00
Coastal Valleys	20203	Kaiser Permanente, Santa Rosa	9:28:51	5:56:07	9:22:05	25:59:57	16:19:43	7:18:20	74:25:03
Coastal Valleys	20343	Petaluma Valley Hospital	1:54:23	1:45:30	2:45:56	1:55:37	7:42:04	5:59:34	22:03:04
Coastal Valleys	20402	Santa Rosa Memorial Hospital, Montgomery	10:58:53	11:17:32	10:27:55	21:07:30	8:22:12	10:02:19	72:16:21
Coastal Valleys	20436	Sonoma Valley Hospital	0:00:00	0:00:00	0:00:29	0:00:00	0:45:33	0:38:10	1:24:12
Coastal Valleys	20478	Sutter Santa Rosa Regional Hospital	15:40:57	14:53:54	18:55:02	30:34:19	28:43:25	12:32:26	121:20:02
Contra Costa	20087	Contra Costa Regional Medical Center	33:40:17	21:39:34	37:26:11	49:09:17	34:57:39	30:50:24	207:43:23
Contra Costa	20179	John Muir Medical Center, Concord	23:04:30	17:06:48	33:07:18	53:57:32	57:15:20	18:27:27	202:58:55
Contra Costa	20180	John Muir Medical Center, Walnut Creek	124:18:30	84:48:23	224:36:41	222:46:54	129:00:30	136:20:32	921:51:30
Contra Costa	20214	Kaiser Permanente, Antioch	49:59:28	76:11:50	74:51:56	165:19:19	67:36:14	58:35:37	492:34:24
Contra Costa	20194	Kaiser Permanente, Richmond	161:34:06	138:01:20	207:33:09	277:22:21	224:20:59	143:19:06	1152:11:01
Contra Costa	20208	Kaiser Permanente, Walnut Creek	37:14:45	22:16:07	30:42:16	58:18:24	34:50:09	33:15:27	216:37:08
Contra Costa	20396	San Ramon Regional Medical Center	0:13:07	0:25:00	4:09:14	2:12:32	5:12:55	3:40:43	15:53:31
Contra Costa	20474	Sutter Delta Medical Center	46:57:15	54:02:34	91:13:03	118:42:49	84:01:32	41:38:00	436:35:13
El Dorado	20033	Barton Memorial Hospital	0:00:00	0:04:37	0:34:23	0:50:03	0:00:00	1:22:21	2:51:24
El Dorado	20272	Marshall Medical Center	1:40:43	1:47:16	2:45:18	4:41:55	11:23:37	2:03:18	24:22:07
ICEMA	20019	Arrowhead Regional Medical Center	12:45:28	9:32:49	11:42:49	9:33:54	7:59:28	10:06:09	61:40:37
ICEMA	20032	Barstow Community Hospital	1:22:55	0:00:00	3:28:57	1:19:02	4:24:03	0:11:35	10:46:32
ICEMA	20034	Bear Valley Community Healthcare District	0:00:00	0:00:00	0:28:58	2:41:58	2:13:01	2:09:02	7:32:59
ICEMA	20066	Chino Valley Medical Center	5:29:44	21:48:47	16:23:02	26:15:40	14:10:58	5:54:59	90:03:10
ICEMA	20077	Colorado River Medical Center	0:00:00	0:00:00	0:00:00	0:00:00	0:00:00	0:00:00	0:00:00
ICEMA	20083	Community Hospital of San Bernardino	44:37:25	40:33:16	82:00:54	61:26:40	32:46:07	35:14:21	296:38:43
ICEMA	20098	Desert Valley Hospital	70:11:47	69:44:29	122:12:36	139:12:55	137:03:18	113:24:41	651:49:46
ICEMA	20165	Hi-Desert Medical Center	7:10:21	3:55:35	12:48:49	18:39:01	4:19:19	3:02:54	49:55:59
ICEMA	20184	Kaiser Permanente, Fontana	40:17:28	32:14:24	8:31:24	19:47:39	12:06:41	12:17:41	125:15:17
ICEMA	20555	Kaiser Permanente, Ontario	30:50:21	17:38:00	23:24:08	42:00:16	7:25:20	5:24:25	126:42:30
ICEMA	64989	Loma Linda University Children's Hospital	1:30:56	3:34:26	9:43:19	7:53:42	7:14:04	2:13:22	32:09:49
ICEMA	20252	Loma Linda University Medical Center	18:59:50	21:12:45	60:07:21	65:12:37	49:42:01	37:08:49	252:23:23
ICEMA	20266	Mammoth Hospital	0:00:00	1:17:44	0:00:00	0:00:00	0:35:34	0:00:00	1:53:18
ICEMA	20300	Montclair Hospital Medical Center	2:29:29	1:22:33	3:15:03	22:39:18	1:46:15	3:31:50	35:04:28
ICEMA	20303	Mountains Community Hospital	0:00:42	0:00:00	0:05:55	0:02:08	0:58:19	0:12:13	1:19:17
ICEMA	20314	Northern Inyo Hospital	0:00:00	0:00:00	0:00:00	0:00:00	0:00:00	0:00:00	0:00:00
ICEMA	20366	Redlands Community Hospital	18:45:09	8:47:27	13:49:59	34:20:13	11:50:52	7:56:43	95:30:23
ICEMA	20382	San Antonio Regional Hospital	87:13:58	48:46:11	87:40:03	103:33:10	59:25:39	57:31:28	444:10:29
ICEMA	20440	Southern Inyo Hospital	0:00:00	0:00:00	0:00:00	0:00:00	0:00:00	0:00:00	0:00:00
ICEMA	20444	St. Bernardine Medical Center	30:01:17	28:36:06	42:23:09	29:49:10	30:18:03	19:43:28	180:51:13
ICEMA	20461	St. Mary Medical Center	286:52:59	273:09:08	394:46:37	359:19:56	322:20:10	306:02:49	1942:31:39
ICEMA	20520	Victor Valley Global Medical Center	78:00:51	83:47:19	88:54:13	139:00:07	144:30:14	111:14:52	645:27:36
Imperial	20117	El Centro Regional Medical Center	12:20:06	15:58:45	33:28:01	50:11:29	23:34:52	29:52:57	165:26:10
Imperial	20344	Pioneers Memorial Hospital	0:32:20	2:55:39	11:21:16	18:28:59	10:26:40	6:27:26	50:12:20

All data represented in this report is sourced from CEMSIS with a run date of April 10, 2025. CEMSIS records are populated by participating EMS providers documented care in the pre-hospital setting through direct transmission into CEMSIS or passed through their local EMS Agency (LEMSA). Not all EMS providers in all LEMSAs are CEMSIS participants, therefore this report does not reflect 100% of EMS interactions and records meeting APOT criteria.

## CEMSIS Sourced (October 2024 – March 2025): Licensed Emergency Department Monthly Cumulative Hours of Delay for Offloads Greater Than 30 Minutes (2 of 5)

Hospital LEMSA	CEMSIS Facility ID	CEMSIS Facility Name	October 2024 Hours of Delay	November 2024 Hours of Delay	December 2024 Hours of Delay	January 2025 Hours of Delay	February 2025 Hours of Delay	March 2025 Hours of Delay	6-Month Total Hours of Delay
Kern	20389	Adventist Health Bakersfield	187:08:37	131:41:20	154:54:21	218:54:41	169:53:56	163:13:39	1025:46:34
Kern	20488	Adventist Health Tehachapi Valley	18:47:38	7:07:19	18:57:52	24:07:49	16:53:08	20:51:41	106:45:27
Kern	20027	Bakersfield Heart Hospital	6:53:19	10:07:13	6:28:05	18:18:56	16:29:40	13:05:20	71:22:33
Kern	20028	Bakersfield Memorial Hospital	237:58:00	308:56:20	306:48:41	403:49:04	288:56:16	323:59:20	1870:27:41
Kern	20096	Delano Regional Medical Center	5:54:44	7:04:46	2:27:37	7:15:29	8:49:25	2:59:09	34:31:10
Kern	20224	Kern Medical	123:12:28	88:21:45	174:19:28	124:10:30	149:21:58	170:40:34	830:06:43
Kern	20225	Kern Valley Healthcare District	4:48:34	1:01:38	2:29:30	10:12:38	4:20:30	3:57:38	26:50:28
Kern	20281	Mercy Hospital	14:52:59	16:54:56	33:16:21	73:57:23	37:59:44	48:13:20	225:14:43
Kern	20287	Mercy Hospital at SW - Bakersfield	35:03:15	56:07:21	47:06:40	87:21:32	42:53:43	42:35:34	311:08:05
Kern	20372	Ridgecrest Regional Hospital	12:20:20	10:09:34	48:18:50	30:31:08	17:54:18	9:20:54	128:35:04
Los Angeles	20144	Adventist Health Glendale	24:09:47	22:50:15	70:44:47	74:30:32	45:17:03	25:59:19	263:31:43
Los Angeles	20531	Adventist Health White Memorial	46:10:14	25:53:02	35:21:00	65:52:56	25:14:21	23:10:10	221:41:43
Los Angeles	20007	Alhambra Hospital	0:45:00	0:42:41	3:20:13	5:02:22	1:25:05	1:14:41	12:30:02
Los Angeles	20018	Antelope Valley Hospital	275:24:15	287:19:25	374:26:24	409:40:25	179:33:06	183:12:42	1709:36:17
Los Angeles	20038	Beverly Hospital	64:51:38	73:12:46	163:50:55	130:40:22	90:29:35	56:07:39	579:15:13
Los Angeles	20045	California Hospital Medical Center	55:24:34	54:40:31	55:38:25	64:16:13	71:00:53	48:55:17	349:55:53
Los Angeles	20053	Catalina Island Medical Center	0:00:00	0:00:00	0:00:00	0:00:00	0:00:00	0:00:00	0:00:00
Los Angeles	20054	Cedars-Sinai Medical Center	151:15:16	175:19:10	214:52:49	189:41:14	147:12:57	149:58:03	1028:19:29
Los Angeles	20055	Centinel Hospital Medical Center	223:57:16	207:31:53	216:11:57	216:43:55	141:08:30	105:13:44	1110:35:05
Los Angeles	20062	Children's Hospital Los Angeles	0:49:59	0:35:34	1:32:28	3:12:31	0:10:00	0:00:00	6:20:32
Los Angeles	20068	Citrus Valley Medical Center, Queen of the Valley Campus	81:02:01	95:10:33	153:18:28	163:51:35	80:03:18	57:14:19	630:40:14
Los Angeles	20073	Coast Plaza Hospital	28:53:53	33:13:13	101:53:30	172:45:13	70:35:56	29:04:58	436:26:43
Los Angeles	20328	College Medical Center	14:07:52	6:57:01	27:24:41	53:43:35	28:46:36	13:31:28	144:31:13
Los Angeles	20081	Community Hospital of Huntington Park	126:57:24	122:22:46	168:45:10	239:11:13	85:33:09	98:29:12	841:18:54
Los Angeles	20108	East Los Angeles Doctors Hospital	26:22:37	16:52:55	43:25:51	53:43:01	16:03:07	28:06:08	184:33:39
Los Angeles	20067	Emanuel Health-InterCommunity Hospital	55:23:31	27:45:06	109:16:41	140:31:10	55:19:11	37:04:52	425:20:31
Los Angeles	20120	Encino Hospital Medical Center	0:15:31	1:02:24	12:21:27	30:25:36	8:50:20	0:08:12	53:03:30
Los Angeles	20129	Foothill Presbyterian Hospital	77:48:17	50:47:42	167:30:24	285:11:56	101:06:50	79:42:46	762:07:55
Los Angeles	20140	Garfield Medical Center	4:16:38	1:13:21	6:14:21	9:32:30	4:29:38	2:36:05	28:22:33
Los Angeles	20145	Glendale Memorial Hospital and Health Center	13:48:01	14:58:23	18:31:48	27:14:48	21:29:50	9:30:43	105:33:33
Los Angeles	20149	Good Samaritan Hospital, Los Angeles	79:35:22	100:42:57	131:39:40	119:47:01	73:01:24	73:27:47	578:14:11
Los Angeles	20152	Greater El Monte Community Hospital	26:54:37	39:14:03	57:46:03	67:37:36	68:52:59	55:10:32	315:55:50
Los Angeles	20240	Harbor UCLA Medical Center	210:08:31	210:27:30	231:35:29	283:14:21	154:19:06	132:51:36	1222:36:33
Los Angeles	20163	Henry Mayo Newhall Memorial Hospital	45:37:18	34:56:22	109:09:43	72:41:26	49:39:47	33:54:17	345:58:53
Los Angeles	20171	Hollywood Presbyterian Medical Center	45:26:39	50:28:13	95:29:25	96:31:23	54:29:08	44:44:33	387:09:21
Los Angeles	20173	Huntington Memorial Hospital	37:39:18	47:23:45	51:04:20	54:05:30	30:04:17	25:44:51	246:02:01
Los Angeles	20183	Kaiser Permanente, Baldwin Park	62:51:48	61:01:10	135:40:25	194:13:55	103:56:11	83:55:28	641:38:57
Los Angeles	20215	Kaiser Permanente, Downey	160:13:25	97:53:17	298:22:05	331:56:00	269:43:39	180:33:05	1338:41:31
Los Angeles	20207	Kaiser Permanente, Los Angeles	16:14:06	15:28:57	39:00:16	33:39:12	23:37:06	33:14:55	161:14:32
Los Angeles	20191	Kaiser Permanente, Panorama City	5:45:07	4:20:03	16:32:30	10:09:03	5:55:49	9:12:18	51:54:50
Los Angeles	20204	Kaiser Permanente, South Bay	46:56:41	48:44:51	53:25:41	94:41:52	41:31:51	30:26:23	315:47:19
Los Angeles	20209	Kaiser Permanente, West Los Angeles	77:15:57	68:31:37	83:56:41	103:47:56	65:41:22	36:51:04	436:04:37
Los Angeles	20210	Kaiser Permanente, Woodland Hills	5:40:01	10:41:44	20:59:23	28:06:11	16:21:42	19:17:06	101:06:07
Los Angeles	20242	LAC USC Medical Center	60:04:17	50:23:08	67:47:00	56:08:05	38:24:54	52:37:59	325:25:23
Los Angeles	20244	Lakewood Regional Medical Center	194:13:25	204:05:47	390:46:49	383:59:28	196:47:06	79:35:43	1449:28:18
Los Angeles	20270	Marina Del Rey Hospital	65:23:25	46:42:40	58:06:13	48:12:25	43:26:01	49:15:33	311:06:17
Los Angeles	60988	Martin Luther King, Jr. Community Hospital	64:13:01	45:09:20	75:18:10	87:22:40	72:32:45	50:58:05	395:34:01
Los Angeles	20276	Memorial Hospital Of Gardena	47:22:08	65:00:55	160:20:55	176:18:32	105:41:55	27:25:19	582:09:44
Los Angeles	20255	MemorialCare Long Beach Medical Center	196:00:42	161:56:27	195:12:34	258:37:52	186:22:35	114:32:00	1112:42:10
Los Angeles	20289	Methodist Hospital of Southern California	121:29:56	79:35:54	127:36:27	194:13:08	81:39:43	74:41:57	679:17:05
Los Angeles	20294	Mission Community Hospital	5:39:04	1:07:09	7:25:15	4:27:44	4:13:20	4:46:16	27:38:48
Los Angeles	20301	Monterey Park Hospital	1:00:20	3:46:55	4:54:59	10:04:45	0:39:52	1:49:13	22:16:04
Los Angeles	20315	Northridge Hospital Medical Center	16:58:37	12:32:03	63:14:17	69:28:36	23:48:16	23:39:18	209:41:07
Los Angeles	20316	Norwalk Community Hospital	4:32:26	13:00:53	14:25:59	26:15:22	9:49:14	6:39:24	74:43:18
Los Angeles	20258	Olive View UCLA Medical Center	5:44:05	7:24:59	11:47:01	10:12:04	4:36:14	6:22:14	46:06:37
Los Angeles	20331	Pacific Hospital of the Valley	2:05:58	1:05:49	1:30:45	3:18:46	4:58:55	0:38:56	13:39:09
Los Angeles	20333	Palmdale Regional Medical Center	81:52:42	54:18:29	276:22:59	175:41:30	145:30:37	97:28:29	831:14:46
Los Angeles	20106	PIH Health Hospital, Downey	67:02:41	76:34:17	210:37:58	298:35:14	136:36:45	77:42:56	867:09:51
Los Angeles	20350	PIH Health Hospital, Whittier	95:54:39	86:23:01	217:53:08	193:47:15	89:58:54	63:54:50	747:51:47
Los Angeles	20348	Pomona Valley Hospital Medical Center	140:00:48	158:34:56	202:09:10	260:04:58	112:51:42	134:08:14	1007:49:48
Los Angeles	20354	Providence Holy Cross Medical Center	7:35:37	3:00:53	27:03:28	18:44:02	22:20:06	21:01:23	99:45:29
Los Angeles	20356	Providence Little Company of Mary Medical Center, San Pedro	17:05:09	16:25:11	25:48:41	32:16:00	15:07:58	14:30:08	121:13:07
Los Angeles	20357	Providence Little Company of Mary Medical Center, Torrance	87:37:56	91:32:22	145:47:19	127:49:18	74:23:48	62:08:24	589:19:07
Los Angeles	20451	Providence Saint John's Health Center	73:25:07	140:51:02	152:32:16	146:13:40	86:54:13	106:28:45	706:25:03
Los Angeles	20360	Providence Saint Joseph Medical Center	48:57:18	47:42:26	84:57:11	83:34:54	55:02:02	38:21:49	358:35:40
Los Angeles	20361	Providence Tarzana Medical Center	7:08:46	5:48:24	12:52:56	30:54:32	13:02:10	8:19:45	78:06:33
Los Angeles	20377	Ronald Reagan UCLA Medical Center	33:15:51	21:11:19	31:53:40	40:55:44	30:20:20	26:38:28	184:15:22
Los Angeles	20446	Saint Francis Medical Center	424:56:31	318:15:33	481:35:00	635:51:46	456:06:04	346:18:19	2663:03:13
Los Angeles	20385	San Dimas Community Hospital	21:58:20	44:37:49	50:33:37	108:43:50	21:40:29	9:00:55	256:35:00
Los Angeles	20387	San Gabriel Valley Medical Center	11:03:10	8:37:36	14:23:33	33:55:00	17:32:27	9:36:46	95:08:32

All data represented in this report is sourced from CEMIS with a run date of April 10, 2025. CEMIS records are populated by participating EMS providers documented care in the pre-hospital setting through direct transmission into CEMIS or passed through their local EMS Agency (LEMSA). Not all EMS providers in all LEMSAs are CEMIS participants, therefore this report does not reflect 100% of EMS interactions and records meeting APOT criteria.

## CEMSIS Sourced (October 2024 – March 2025): Licensed Emergency Department Monthly Cumulative Hours of Delay for Offloads Greater Than 30 Minutes (3 of 5)

Hospital LEMSA	CEMSIS Facility ID	CEMSIS Facility Name	October 2024 Hours of Delay	November 2024 Hours of Delay	December 2024 Hours of Delay	January 2025 Hours of Delay	February 2025 Hours of Delay	March 2025 Hours of Delay	6-Month Total Hours of Delay
Los Angeles	20401	Santa Monica - UCLA Medical Center and Orthopaedic Hospital	50:21:35	108:26:57	107:36:42	113:16:28	83:28:12	71:51:24	535:01:18
Los Angeles	20424	Sherman Oaks Hospital	5:25:20	14:09:55	31:57:40	14:14:50	8:46:41	11:55:25	86:29:51
Los Angeles	20042	Southern California Hospital at Culver City	32:55:01	25:32:19	40:25:45	37:08:16	27:59:45	19:12:51	183:13:57
Los Angeles	20460	St. Mary Medical Center, Long Beach	64:42:20	77:10:23	93:28:38	135:02:58	98:36:31	61:00:58	530:01:48
Los Angeles	20496	Torrance Memorial Medical Center	60:37:54	86:50:28	104:32:18	139:36:15	94:56:11	44:35:25	531:08:31
Los Angeles	20518	USC Verdugo Hills Hospital	22:11:11	10:07:28	13:48:59	25:36:21	9:39:33	8:34:25	89:57:57
Los Angeles	20514	Valley Presbyterian Hospital	6:15:35	10:31:28	22:07:04	34:41:30	8:36:38	15:07:08	97:19:23
Los Angeles	20528	West Hills Hospital and Medical Center	29:37:22	27:51:18	65:31:54	88:00:57	45:09:38	59:52:53	316:04:02
Los Angeles	20532	Whittier Hospital Medical Center	12:31:18	9:04:27	66:53:23	69:25:33	22:29:16	9:09:45	189:33:42
Marin	20201	Kaiser Permanente, San Rafael	0:01:50	0:00:00	1:44:18	0:16:27	0:02:44	0:37:53	2:43:12
Marin	20269	Marin Health Medical Center	0:00:00	0:00:00	0:09:38	0:08:41	0:31:54	1:06:53	1:57:06
Marin	20317	Novato Community Hospital	0:59:10	0:00:00	0:00:00	0:00:00	0:03:30	0:00:00	1:02:40
Merced	20274	Memorial Hospital Los Banos	3:20:34	4:28:01	8:08:35	6:12:14	7:38:46	5:53:11	35:41:21
Merced	20283	Mercy Medical Center, Merced	91:48:42	88:06:30	148:31:12	225:12:09	194:12:42	142:18:23	890:09:38
Monterey	20080	Community Hospital of the Monterey Peninsula	1:58:52	1:15:44	4:31:43	1:58:37	1:20:31	9:35:40	20:41:07
Monterey	20143	George L. Mee Memorial Hospital	0:09:02	0:00:00	0:00:00	0:00:00	0:00:00	0:00:00	0:09:02
Monterey	20306	Natividad Medical Center	11:48:16	6:03:42	4:28:57	5:29:41	2:35:30	3:03:14	33:29:20
Monterey	20381	Salinas Valley Memorial Hospital	1:44:11	1:56:48	9:49:41	12:48:47	12:49:55	9:38:45	48:48:07
Mountain Counties	20271	Mark Twain Medical Center	0:00:00	0:00:00	0:00:00	0:00:00	0:00:00	0:00:00	0:00:00
Mountain Counties	20469	Sutter Amador Hospital	0:35:00	0:44:00	1:24:00	0:58:00	2:51:00	1:15:00	7:47:00
Napa	20448	Adventist Health St. Helena	0:00:00	0:00:00	0:00:00	0:03:00	0:15:00	0:01:00	0:19:00
Napa	20362	Queen Of The Valley Medical Center	2:19:31	0:46:59	1:20:57	4:44:12	5:18:57	3:21:00	17:51:36
NorCal	20030	Banner Lassen Medical Center	0:33:00	0:00:00	0:45:00	0:20:00	0:00:00	0:32:00	2:10:00
NorCal	20111	Eastern Plumas Hospital, Portola Campus	0:00:00	0:00:00	0:00:00	0:00:00	0:00:00	0:00:00	0:00:00
NorCal	20298	Modoc Medical Center	0:00:00	0:00:00	0:00:00	0:00:00	0:00:00	0:00:00	0:00:00
NorCal	20346	Plumas District Hospital	0:00:00	0:00:00	0:00:00	0:00:00	0:00:00	0:03:00	0:03:00
NorCal	20412	Seneca District Hospital	0:00:00	0:00:00	0:00:00	0:06:00	0:00:00	0:00:00	0:06:00
NorCal	20468	Surprise Valley Community Hospital	0:00:00	0:00:00	0:00:00	0:00:00	0:00:00	0:00:00	0:00:00
NorCal	20499	Trinity Hospital	0:00:00	0:00:00	0:00:00	0:00:00	0:08:22	0:00:00	0:08:22
North Coast	20449	Adventist Health Clearlake	0:36:18	0:07:48	1:48:11	1:18:21	1:20:23	0:02:45	5:13:46
North Coast	20174	Jerald Phelps Community Hospital	0:00:00	0:00:00	0:00:00	0:00:00	0:10:18	0:00:00	0:10:18
North Coast	20264	Mad River Community Hospital	0:00:00	0:00:00	0:00:00	0:00:00	0:00:00	0:00:00	0:00:00
North Coast	20367	Redwood Memorial Hospital	0:00:00	0:00:00	0:10:56	0:00:00	0:00:00	0:00:00	0:10:56
North Coast	20454	Saint Joseph Hospital, Eureka	1:18:04	1:00:22	0:00:52	0:32:28	2:11:27	0:06:28	5:09:41
North Coast	20472	Sutter Coast Hospital	0:00:00	0:00:00	0:00:00	0:00:00	0:00:00	0:00:00	0:00:00
North Coast	20476	Sutter Lakeside Hospital	0:00:00	0:00:00	0:00:00	0:35:55	0:00:00	0:00:00	0:35:55
Orange	20002	AHMC Anaheim Regional Medical Center	17:23:07	13:15:48	26:22:28	57:48:34	19:42:39	6:50:39	141:23:15
Orange	20530	Anaheim Global Medical Center	8:39:27	10:48:24	6:17:29	26:25:38	13:52:37	14:44:03	80:47:38
Orange	20063	Children's Hospital of Orange County	0:06:52	0:00:00	1:33:10	0:59:01	0:07:50	0:09:58	2:56:51
Orange	20308	Foothill Regional Medical Center	2:49:29	4:49:00	16:10:04	15:54:29	5:34:17	5:11:58	50:29:17
Orange	20139	Garden Grove Hospital and Medical Center	33:36:33	32:26:05	51:10:11	100:00:38	52:37:10	37:10:35	307:01:12
Orange	20166	Hoag Hospital Irvine	0:50:34	0:09:30	0:27:00	2:47:03	0:40:35	0:00:00	4:54:42
Orange	20167	Hoag Hospital Newport Beach	1:18:02	0:01:54	0:35:54	3:06:55	2:11:09	0:46:17	8:00:11
Orange	20172	Huntington Beach Hospital	8:55:37	8:25:12	35:31:45	55:35:27	31:12:34	16:58:37	156:39:12
Orange	20560	Kaiser Permanente, Anaheim	12:16:32	10:27:37	22:29:56	20:12:56	21:41:00	11:45:37	98:53:38
Orange	20188	Kaiser Permanente, Irvine	4:54:48	8:20:53	15:46:55	25:54:34	19:15:46	4:25:30	78:38:26
Orange	20239	La Palma Intercommunity Hospital	4:27:52	1:47:20	2:28:56	9:38:20	1:24:01	0:50:48	20:37:17
Orange	20379	MemorialCare Saddleback Medical Center	3:47:53	6:32:34	15:47:35	21:28:27	3:20:32	2:02:59	53:00:00
Orange	20296	Mission Hospital	11:40:20	9:36:35	13:47:03	19:13:52	10:12:07	10:48:16	75:18:13
Orange	20295	Mission Hospital Laguna Beach	3:38:57	0:59:10	20:43:43	18:08:06	11:23:41	3:05:08	57:58:45
Orange	20325	Orange Coast Memorial Medical Center	4:18:58	5:08:10	6:33:18	10:25:38	11:34:51	4:47:51	42:48:46
Orange	20529	Orange County Global Medical Center	14:51:12	11:51:35	25:11:17	33:53:38	22:07:30	22:44:19	130:39:31
Orange	20074	South Coast Global Medical Center	4:22:15	5:28:18	12:44:02	16:26:19	9:20:09	5:09:53	53:30:56
Orange	20455	St. Joseph Hospital, Orange	14:15:43	22:53:14	29:49:24	20:19:25	25:07:57	25:53:40	138:19:23
Orange	20458	St. Jude Medical Center	33:09:17	30:42:41	71:26:07	60:15:32	60:20:07	35:02:35	290:56:19
Orange	20130	UCI Health - Fountain Valley	17:30:59	18:50:22	24:27:49	70:53:20	36:35:09	31:27:53	199:45:32
Orange	20256	UCI Health - Los Alamitos	34:10:04	47:10:42	69:53:43	57:41:30	52:18:13	43:22:48	304:37:00
Orange	20345	UCI Health - Placentia/Linda	8:05:17	10:17:03	34:09:58	51:51:50	16:41:43	8:06:35	129:12:26
Orange	20509	University of California, Irvine Medical Center	36:09:11	34:17:57	51:25:35	48:11:10	34:44:30	31:43:14	236:31:37
Orange	20527	West Anaheim Medical Center	37:31:25	56:08:55	94:38:13	120:23:44	72:51:03	30:13:26	411:46:46
Riverside	20090	Corona Regional Medical Center	299:21:23	164:31:15	280:58:47	360:41:44	193:19:58	218:25:05	1517:18:12
Riverside	20097	Desert Regional Medical Center	9:02:50	8:09:38	7:50:09	23:08:00	45:22:02	14:04:54	107:37:33
Riverside	20114	Eisenhower Medical Center	2:47:32	4:58:05	15:22:25	10:42:41	18:01:00	4:40:03	56:31:46
Riverside	20162	Hemet Valley Medical Center	255:28:25	411:10:57	415:31:28	485:11:56	323:17:46	232:22:31	2123:03:03
Riverside	20442	Inland Valley Medical Center	72:01:06	141:55:14	355:59:58	308:06:15	143:54:06	173:58:57	1195:55:36
Riverside	20177	JFK - John F Kennedy Memorial Hospital	0:23:30	2:38:29	3:30:54	18:48:16	9:41:30	5:51:39	40:54:18
Riverside	20211	Kaiser Permanente, Moreno Valley	16:54:00	31:39:39	83:47:58	89:53:17	45:03:46	41:10:05	308:28:45
Riverside	20195	Kaiser Permanente, Riverside	76:02:50	70:06:58	160:28:45	137:49:54	137:29:04	78:21:22	660:18:53
Riverside	20535	Loma Linda University Medical Center, Murietta	18:45:17	35:05:20	128:46:35	172:40:00	96:17:23	39:39:51	491:14:26
Riverside	20278	Menifee Valley Medical Center	10:58:38	95:13:58	89:39:24	150:30:14	31:38:47	31:15:05	409:16:06

All data represented in this report is sourced from CEMSIS with a run date of April 10, 2025. CEMSIS records are populated by participating EMS providers documented care in the pre-hospital setting through direct transmission into CEMSIS or passed through their local EMS Agency (LEMSA). Not all EMS providers in all LEMSAs are CEMSIS participants, therefore this report does not reflect 100% of EMS interactions and records meeting APOT criteria.

## CEMSIS Sourced (October 2024 – March 2025): Licensed Emergency Department Monthly Cumulative Hours of Delay for Offloads Greater Than 30 Minutes (4 of 5)

Hospital LEMSA	CEMSIS Facility ID	CEMSIS Facility Name	October 2024 Hours of Delay	November 2024 Hours of Delay	December 2024 Hours of Delay	January 2025 Hours of Delay	February 2025 Hours of Delay	March 2025 Hours of Delay	6-Month Total Hours of Delay
Riverside	20334	Palo Verde Hospital	0:19:26	0:09:27	3:10:43	1:01:38	0:00:00	0:20:00	5:01:14
Riverside	20339	Parkview Community Hospital Medical Center	6:18:51	4:18:49	51:09:59	58:04:08	14:53:19	12:10:52	146:55:58
Riverside	20441	Rancho Springs Medical Center	34:47:13	54:20:21	193:50:36	162:19:42	45:02:16	40:21:29	530:41:37
Riverside	20374	Riverside Community Hospital	205:17:54	95:28:22	570:04:17	538:30:24	379:26:42	226:02:54	2014:50:33
Riverside	20375	Riverside University Health System Medical Center	22:11:00	27:28:53	48:48:57	50:36:30	27:27:48	16:10:18	192:43:26
Riverside	20388	San Geronio Memorial Hospital	19:17:55	33:15:09	122:15:24	140:54:02	61:59:10	39:30:18	417:11:58
Riverside	20559	Temecula Valley Hospital	51:32:06	55:12:47	222:54:09	227:00:52	106:28:23	50:29:52	713:38:09
Sacramento	20197	Kaiser Permanente, Sacramento Medical Center	181:55:04	55:21:20	68:44:33	98:23:57	83:52:41	25:46:22	514:03:57
Sacramento	20205	Kaiser Permanente, South Sacramento Medical Center	51:43:28	125:42:23	296:16:50	473:07:56	615:50:35	175:32:22	1738:13:34
Sacramento	20280	Mercy General Hospital	153:07:49	81:29:39	94:11:30	141:27:14	133:31:48	92:05:57	695:53:57
Sacramento	20282	Mercy Hospital of Folsom	24:59:29	33:04:30	47:24:34	97:03:41	72:21:14	58:39:34	333:33:02
Sacramento	20286	Mercy San Juan Medical Center	123:36:55	92:09:37	172:07:56	161:27:56	188:13:46	127:33:38	865:09:48
Sacramento	20288	Methodist Hospital of Sacramento	49:59:19	46:18:05	62:10:51	117:13:59	75:40:45	52:03:24	403:26:23
Sacramento	20475	Sutter Medical Center - Sacramento	32:45:10	21:63:15	349:10:58	409:52:59	410:19:26	300:48:52	2011:35:15
Sacramento	20508	UC Davis Medical Center	450:26:13	171:28:53	349:00:50	494:49:14	239:33:36	280:02:24	1985:23:10
San Benito	20156	Hazel Hawkins Memorial Hospital	0:00:00	0:00:00	0:33:17	0:00:00	0:00:00	6:33:42	7:06:59
San Diego	62989	Kaiser Foundation Hospital, San Marcos	15:01:20	15:47:32	23:06:22	36:22:34	25:21:35	12:25:03	128:04:26
San Diego	20198	Kaiser Permanente, San Diego	110:28:40	187:53:12	257:54:27	412:37:52	241:00:38	192:19:27	1402:14:16
San Diego	62393	Kaiser Permanente, San Diego Medical Center	26:03:10	70:52:38	121:09:38	150:31:10	112:13:16	75:39:11	556:29:03
San Diego	20361	Palomar Medical Center	146:04:46	177:19:20	235:57:07	245:26:20	192:20:07	113:08:18	1110:15:58
San Diego	20337	Paradise Valley Hospital	77:07:07	154:59:47	157:23:56	219:42:50	168:55:21	199:42:06	977:51:07
San Diego	20347	Pomerado Hospital	22:39:53	81:22:17	89:33:44	132:39:59	72:02:28	81:16:49	479:35:10
San Diego	20364	Rady Children's Hospital	35:13:45	27:56:27	42:30:50	56:48:36	53:42:04	65:18:11	281:29:53
San Diego	20406	Scripps Memorial Hospital, Encinitas	67:34:24	52:04:33	100:19:20	238:44:06	111:05:28	71:50:34	641:38:25
San Diego	20407	Scripps Memorial Hospital, La Jolla	21:25:19	142:28:19	255:40:29	389:16:36	175:59:25	190:44:42	1175:34:50
San Diego	20408	Scripps Mercy Hospital	25:33:14	222:58:42	447:00:57	516:21:37	474:50:26	371:32:52	2058:17:48
San Diego	20409	Scripps Mercy Hospital, Chula Vista	77:50:01	130:48:50	196:17:34	293:16:01	172:06:36	156:43:46	1027:02:48
San Diego	20416	Sharp Chula Vista Medical Center	147:46:56	308:04:03	458:49:16	722:21:15	490:29:02	355:45:42	2483:16:14
San Diego	20417	Sharp Coronado Hospital and Healthcare Center	11:00:14	51:57:23	45:20:21	130:51:14	43:48:45	28:12:25	311:10:22
San Diego	20153	Sharp Grossmont Hospital	390:46:40	450:27:30	675:52:18	1052:18:08	592:17:01	499:54:08	3661:35:45
San Diego	20419	Sharp Memorial Hospital	140:49:30	378:51:56	511:29:11	753:51:47	530:23:38	470:01:02	2785:27:04
San Diego	20497	Tri-City Medical Center	12:00:03	25:07:34	38:44:34	29:40:26	27:57:35	17:11:38	150:41:50
San Diego	62998	UC San Diego Health East Campus Medical Center	94:32:23	146:02:09	136:48:51	297:55:17	199:33:43	147:25:17	1022:17:40
San Diego	20510	University of California, San Diego Medical Center	47:37:39	509:42:59	536:50:11	782:10:55	492:18:00	484:23:20	2853:03:04
San Francisco	20048	California Pacific Medical Center, Davies Campus Hospital	52:59:46	27:52:50	69:50:55	82:02:25	80:40:48	42:31:13	355:57:57
San Francisco	20065	Chinese Hospital	2:41:11	6:29:46	5:21:37	10:52:11	8:31:49	9:26:24	43:22:58
San Francisco	20050	CPMC Mission Bernal Campus	94:55:31	75:18:56	118:51:32	174:33:58	134:15:48	112:01:36	709:57:21
San Francisco	62636	CPMC-Van Ness	239:38:02	169:52:08	234:15:51	332:35:35	279:33:46	215:51:42	1471:47:04
San Francisco	20199	Kaiser Permanente, San Francisco	154:49:08	140:42:50	184:15:00	286:57:18	239:06:15	165:51:34	1171:42:05
San Francisco	20447	Saint Francis Memorial Hospital	101:34:41	87:29:31	137:49:25	147:22:13	178:11:08	155:05:32	807:32:30
San Francisco	20462	St. Mary's Medical Center, San Francisco	45:16:57	30:47:11	64:09:37	111:16:53	88:02:05	54:57:30	394:30:13
San Francisco	62338	UCSF Medical Center at Mission Bay	0:38:46	3:06:55	2:40:14	3:10:37	0:34:42	2:05:31	12:16:45
San Francisco	20504	UCSF Medical Center at Parnassus	332:46:42	259:28:07	389:08:05	497:47:30	426:31:36	332:06:18	2237:48:18
San Francisco	20386	Zuckerberg San Francisco General Hospital and Trauma Center	139:39:10	159:26:45	155:00:20	153:36:19	147:52:45	161:43:49	917:19:08
San Joaquin	20247	Adventist Health Lodi Memorial	63:17:54	76:35:58	109:50:27	156:12:19	132:14:29	86:51:21	625:02:28
San Joaquin	20094	Dameron Hospital	37:23:12	36:31:31	70:25:27	138:08:22	217:37:01	133:19:42	633:25:15
San Joaquin	20099	Doctors Hospital of Manteca	26:31:38	20:37:09	19:01:37	44:47:09	17:41:46	20:13:01	148:52:20
San Joaquin	20212	Kaiser Permanente, Manteca	28:12:06	50:09:43	40:03:21	55:24:44	59:19:20	10:54:34	244:03:48
San Joaquin	20391	San Joaquin General Hospital	196:00:24	286:18:11	318:28:18	317:21:10	256:48:29	186:35:09	1561:31:41
San Joaquin	20457	St. Joseph's Medical Center of Stockton	51:45:26	430:20:49	615:36:39	861:29:46	707:15:11	423:22:53	3552:56:44
San Joaquin	20484	Sutter Tracy Community Hospital	42:16:41	33:36:27	46:36:14	68:39:00	44:40:20	35:52:14	271:40:56
San Luis Obispo	20020	Arroyo Grande Community Hospital	0:46:34	1:47:30	2:32:47	4:35:23	1:16:36	0:00:00	10:58:50
San Luis Obispo	20135	French Hospital Medical Center	21:46:50	12:13:29	16:14:32	31:52:14	21:23:08	25:51:15	129:21:28
San Luis Obispo	20431	Sierra Vista Regional Medical Center	6:44:51	8:56:01	3:22:56	7:52:54	7:40:06	10:01:34	44:38:22
San Luis Obispo	20502	Twin Cities Community Hospital	1:21:30	0:31:00	1:08:21	1:41:41	1:04:28	1:14:11	7:01:11
San Mateo	20206	Kaiser Permanente, South San Francisco	1:01:53	2:18:44	4:20:15	4:36:48	1:05:54	1:59:05	15:22:39
San Mateo	20342	Mills-Peninsula Medical Center	14:52:00	18:10:09	50:59:16	46:49:38	49:12:39	29:31:25	209:35:07
San Mateo	20413	Sequoia Hospital	1:13:25	0:00:00	1:05:25	1:43:17	0:00:00	1:48:47	5:50:54
San Mateo	20414	Seton Medical Center	1:07:24	0:43:20	0:00:00	5:28:48	3:11:25	7:56:39	18:27:36
Santa Barbara	20147	Goleta Valley Cottage Hospital	0:31:01	0:00:00	1:01:36	0:00:00	0:00:00	0:00:00	1:32:37
Santa Barbara	20253	Lompoc Valley Medical Center	1:25:18	0:45:36	3:29:20	2:16:26	0:34:52	1:17:15	9:48:47
Santa Barbara	20267	Marian Regional Medical Center	9:42:03	5:18:08	4:48:59	6:55:31	1:43:32	0:00:00	28:28:13
Santa Barbara	20398	Santa Barbara Cottage Hospital	1:39:49	1:15:05	3:09:19	3:22:52	1:39:49	4:52:33	15:59:27
Santa Barbara	20404	Santa Ynez Valley Cottage Hospital	0:00:00	0:00:00	0:33:17	0:00:00	0:00:00	0:00:00	0:33:17
Santa Clara	20115	El Camino Hospital	19:44:55	19:03:10	13:34:21	42:33:47	23:18:43	12:04:59	130:19:55
Santa Clara	20116	El Camino Hospital Los Gatos	7:24:19	3:00:40	17:30:24	21:00:15	19:39:21	7:50:52	76:25:51
Santa Clara	20150	Good Samaritan Hospital, San Jose	66:47:51	111:59:41	175:42:24	298:03:11	202:57:20	209:06:20	1064:36:47
Santa Clara	20200	Kaiser Permanente, San Jose	33:55:53	16:49:29	52:31:52	53:51:30	62:08:36	47:15:10	266:32:30
Santa Clara	20202	Kaiser Permanente, Santa Clara Medical Center and Medical Offices	59:54:14	41:54:27	76:05:21	111:40:44	97:32:01	58:17:04	445:23:51
Santa Clara	20321	O'Connor Hospital, San Jose	74:02:10	121:15:57	291:53:32	573:26:22	440:24:00	223:59:26	1725:01:29

All data represented in this report is sourced from CEMIS with a run date of April 10, 2025. CEMIS records are populated by participating EMS providers documented care in the pre-hospital setting through direct transmission into CEMIS or passed through their local EMS Agency (LEMSA). Not all EMS providers in all LEMSAs are CEMIS participants, therefore this report does not reflect 100% of EMS interactions and records meeting APOT criteria.



## CEMSIS Sourced (October 2024 – March 2025): Licensed Emergency Department Monthly Cumulative Hours of Delay for Offloads Greater Than 30 Minutes (5 of 5)

Hospital LEMSA	CEMSIS Facility ID	CEMSIS Facility Name	October 2024 Hours of Delay	November 2024 Hours of Delay	December 2024 Hours of Delay	January 2025 Hours of Delay	February 2025 Hours of Delay	March 2025 Hours of Delay	6-Month Total Hours of Delay
Santa Clara	20368	Regional Medical Center of San Jose	35:00:35	26:08:53	49:13:15	67:13:11	59:34:56	58:47:34	295:58:24
Santa Clara	20400	Santa Clara Valley Medical Center	341:33:13	371:22:04	425:30:44	617:50:22	519:22:47	331:00:55	2606:40:05
Santa Clara	20459	St. Louise Regional Hospital	3:10:06	7:08:19	9:17:26	10:41:38	7:58:57	12:36:40	50:53:06
Santa Clara	20465	Stanford Health Care	6:34:07	7:51:24	4:20:35	11:55:04	13:47:41	7:51:33	52:20:24
Santa Cruz	20105	Dominican Hospital, Santa Cruz	26:32:49	17:36:50	20:51:47	46:02:02	63:02:10	41:41:56	215:47:34
Santa Cruz	20526	Watsonville Community Hospital	0:33:59	3:29:18	1:52:01	5:11:53	2:50:41	4:15:09	18:13:01
Sierra-Sacramento Valley	20371	Adventist Health Rideout	72:26:00	44:31:56	102:43:20	104:44:08	57:18:17	56:20:39	438:04:20
Sierra-Sacramento Valley	20078	Colusa Medical Center	0:49:33	1:46:27	5:17:07	1:01:28	0:00:00	0:00:00	8:54:35
Sierra-Sacramento Valley	20122	Enloe Medical Center, Esplanade	1:11:35	0:40:00	1:38:39	6:33:15	6:05:24	5:03:56	21:12:49
Sierra-Sacramento Valley	20124	Fairchild Medical Center	0:00:00	0:00:00	0:00:00	1:05:00	0:34:00	0:00:00	1:39:00
Sierra-Sacramento Valley	20146	Glenn Medical Center	0:00:00	0:00:00	0:00:00	0:00:00	0:00:00	0:00:00	0:00:00
Sierra-Sacramento Valley	20196	Kaiser Permanente, Roseville Medical Center	41:08:28	27:55:19	60:04:16	210:12:24	216:56:10	87:12:54	643:29:31
Sierra-Sacramento Valley	20273	Mayers Memorial Hospital District	0:00:00	0:00:00	0:00:00	0:00:00	0:00:00	1:33:37	1:33:37
Sierra-Sacramento Valley	20285	Mercy Medical Center, Mt. Shasta	0:00:00	1:02:00	0:00:00	0:00:00	0:00:00	0:00:00	1:02:00
Sierra-Sacramento Valley	20284	Mercy Medical Center, Redding	208:45:39	267:59:54	343:23:06	305:25:56	284:09:26	248:13:37	1657:57:38
Sierra-Sacramento Valley	20040	Orchard Hospital	0:49:06	0:00:00	0:32:14	0:00:00	0:00:00	0:32:03	1:53:23
Sierra-Sacramento Valley	20326	Oroville Hospital	7:03:03	9:00:36	12:23:27	14:48:03	22:17:36	14:48:09	80:20:54
Sierra-Sacramento Valley	20423	Shasta Regional Medical Center	34:57:48	68:10:07	36:03:37	56:32:42	40:49:16	11:19:15	247:52:45
Sierra-Sacramento Valley	20428	Sierra Nevada Memorial Hospital	0:00:00	1:02:00	0:00:00	0:00:00	0:46:00	0:00:00	1:48:00
Sierra-Sacramento Valley	20445	St. Elizabeth Community Hospital	6:03:17	4:39:00	5:28:27	3:56:17	3:36:12	6:26:00	30:09:13
Sierra-Sacramento Valley	20470	Sutter Auburn Faith Hospital	15:42:43	13:53:53	8:12:58	6:09:45	18:26:16	10:53:38	73:19:13
Sierra-Sacramento Valley	20481	Sutter Roseville Medical Center	85:20:52	64:15:08	81:17:34	80:33:43	138:20:53	75:17:37	525:05:47
Sierra-Sacramento Valley	20486	Tahoe Forest Hospital	0:00:00	0:00:00	0:00:00	1:00:52	0:39:50	0:00:00	1:40:42
Salano	20216	Kaiser Permanente, Vacaville	18:56:33	31:19:18	38:02:28	71:10:45	65:39:47	32:25:39	257:34:30
Salano	20193	Kaiser Permanente, Vallejo	4:46:02	11:31:18	13:59:06	20:14:27	8:54:43	9:16:59	68:42:35
Salano	20309	NorthBay Medical Center	35:31:00	21:25:05	22:09:22	24:23:58	23:48:13	30:55:19	158:12:57
Salano	20310	NorthBay VacaValley Hospital	0:42:24	4:22:28	0:50:02	6:19:49	1:42:06	0:00:00	13:56:49
Salano	20482	Sutter Salano Medical Center	6:40:56	8:07:49	15:00:52	29:45:49	11:58:09	11:24:00	82:57:35
Stanislaus	20101	Doctors Medical Center	151:44:01	208:51:31	295:33:15	315:36:56	167:55:41	86:35:16	1226:16:40
Stanislaus	20119	Emanuel Medical Center	43:39:36	27:48:37	60:25:32	78:44:52	91:43:56	111:59:31	414:22:04
Stanislaus	20213	Kaiser Permanente, Modesto	28:45:38	28:10:46	41:40:21	75:18:05	76:10:16	46:48:09	296:53:15
Stanislaus	20275	Memorial Medical Center, Modesto	199:19:44	131:16:30	275:24:08	239:30:30	260:40:47	116:33:18	1222:44:57
Stanislaus	20319	Oak Valley Hospital	0:38:35	0:36:36	0:39:54	3:56:20	7:29:17	8:41:13	22:01:55
Tuolumne	20438	Adventist Health Sonora, Greenley	0:42:15	0:00:00	3:07:52	2:52:04	5:41:07	5:54:23	18:17:41
Ventura	20434	Adventist Health Simi Valley	0:00:00	11:00:27	14:27:34	20:18:53	6:17:33	4:39:04	56:43:31
Ventura	20084	Community Memorial Hospital, San Buenaventura	35:01:15	46:59:38	37:55:57	48:35:12	33:19:14	32:29:12	234:20:28
Ventura	20261	Los Robles Hospital & Medical Center	30:26:31	66:06:19	191:03:33	442:50:47	59:53:13	32:43:30	823:03:53
Ventura	20323	Ojai Valley Community Hospital	1:08:27	0:00:00	1:30:02	0:00:00	5:00:23	0:00:00	7:38:52
Ventura	20452	Saint John's Pleasant Valley Hospital	12:15:23	9:48:58	15:18:26	15:56:04	15:01:09	7:16:53	75:36:53
Ventura	20453	Saint John's Regional Medical Center	51:50:05	59:59:01	57:12:59	206:14:01	76:08:33	91:25:41	542:50:20
Ventura	20516	Ventura County Medical Center	15:22:42	13:16:08	29:23:20	40:16:36	26:20:48	11:42:38	136:22:12
Ventura	20517	Ventura County Medical Center - Santa Paula Hospital	2:20:34	3:12:15	1:20:50	3:34:02	1:32:05	1:46:50	13:46:36
Yolo	20473	Sutter Davis Hospital	40:35:20	29:52:56	20:55:57	34:34:21	30:43:33	32:20:11	189:02:18
Yolo	20533	Woodland Memorial Hospital	27:20:56	44:47:27	36:04:37	37:32:03	31:48:05	30:32:36	208:05:44

All data represented in this report is sourced from CEMSIS with a run date of April 10, 2025. CEMSIS records are populated by participating EMS providers documented care in the pre-hospital setting through direct transmission into CEMSIS or passed through their local EMS Agency (LEMSA). Not all EMS providers in all LEMSAs are CEMSIS participants, therefore this report does not reflect 100% of EMS interactions and records meeting APOT criteria.

## Licensed Emergency Department APOT Ranking (October 2024) (1 of 5)

Hospital LEMSA	CEMSIS Facility ID	CEMSIS Facility Name	October 2024 Count	October 2024 APOT
Los Angeles	20244	Lakewood Regional Medical Center	475	1:53:08
Riverside	20090	Corona Regional Medical Center	879	1:42:03
Los Angeles	20215	Kaiser Permanente, Downey	513	1:35:54
San Diego	20337	Paradise Valley Hospital	167	1:20:13
Los Angeles	20446	Saint Francis Medical Center	1,651	1:18:08
Los Angeles	20401	Santa Monica - UCLA Medical Center and Orthopaedic Hospital	186	1:17:47
Los Angeles	20129	Foothill Presbyterian Hospital	356	1:16:01
San Francisco	20504	UCSF Medical Center at Parnassus	835	1:15:41
Los Angeles	20081	Community Hospital of Huntington Park	503	1:14:31
Los Angeles	20531	Adventist Health White Memorial	234	1:11:10
Los Angeles	20183	Kaiser Permanente, Baldwin Park	325	1:10:56
Los Angeles	20038	Beverly Hospital	287	1:10:31
ICEMA	20461	St. Mary Medical Center	1,513	1:06:32
Riverside	20162	Hemet Valley Medical Center	1,282	1:06:09
Los Angeles	20240	Harbor UCLA Medical Center	1,123	1:06:08
San Diego	62998	UC San Diego Health East Campus Medical Center	246	1:04:05
Los Angeles	20073	Coast Plaza Hospital	212	1:01:47
San Diego	20198	Kaiser Permanente, San Diego	399	1:00:26
Alameda	20004	Alameda County Medical Center, Highland	977	0:59:47
Los Angeles	20018	Antelope Valley Hospital	1,736	0:59:36
Los Angeles	20209	Kaiser Permanente, West Los Angeles	601	0:59:34
Los Angeles	20518	USC Verdugo Hills Hospital	153	0:59:13
Los Angeles	20067	Emanuel Health- InterCommunity Hospital	444	0:58:25
Los Angeles	20357	Providence Little Company of Mary Medical Center, Torrance	625	0:57:39
Los Angeles	20451	Providence Saint John's Health Center	556	0:56:53
Los Angeles	20385	San Dimas Community Hospital	164	0:56:22
Kern	20028	Bakersfield Memorial Hospital	1,617	0:56:04
Los Angeles	20270	Marina Del Rey Hospital	551	0:56:00
ICEMA	20520	Victor Valley Global Medical Center	626	0:55:54
Santa Clara	20400	Santa Clara Valley Medical Center	1,291	0:55:50
Los Angeles	20289	Methodist Hospital of Southern California	894	0:55:43
Riverside	20195	Kaiser Permanente, Riverside	564	0:55:10
Los Angeles	20054	Cedars-Sinai Medical Center	1,329	0:55:00
Los Angeles	20042	Southern California Hospital at Culver City	301	0:55:00
San Diego	20419	Sharp Memorial Hospital	495	0:54:55
Contra Costa	20194	Kaiser Permanente, Richmond	1,142	0:54:41
Los Angeles	20255	MemorialCare Long Beach Medical Center	1,118	0:54:36
Los Angeles	20350	PIH Health Hospital, Whittier	804	0:54:28
Los Angeles	20106	PIH Health Hospital, Downey	586	0:53:42
Los Angeles	20068	Citrus Valley Medical Center, Queen of the Valley Campus	756	0:53:19
Contra Costa	20180	John Muir Medical Center, Walnut Creek	1,151	0:53:07
Alameda	20525	Washington Hospital, Fremont	1,015	0:53:07
Los Angeles	20045	California Hospital Medical Center	533	0:53:03
San Francisco	20199	Kaiser Permanente, San Francisco	640	0:53:00
Alameda	20190	Kaiser Permanente, Oakland Medical Center	710	0:52:12
Los Angeles	20348	Pomona Valley Hospital Medical Center	1,318	0:51:41
Central California	20219	Kaweah Delta Medical Center	2,075	0:50:56
Contra Costa	20087	Contra Costa Regional Medical Center	397	0:50:21
Riverside	20374	Riverside Community Hospital	1,962	0:50:12
Los Angeles	20204	Kaiser Permanente, South Bay	507	0:50:09
Kern	20389	Adventist Health Bakersfield	1,637	0:50:04
Central California	20186	Kaiser Permanente, Fresno	807	0:49:41
Los Angeles	20152	Greater El Monte Community Hospital	280	0:49:35
Sacramento	20508	UC Davis Medical Center	1,590	0:48:42
Los Angeles	20055	Centinela Hospital Medical Center	2,548	0:48:42
San Diego	20510	University of California, San Diego Medical Center	186	0:48:22
Kern	20224	Kern Medical	1,293	0:48:19
San Joaquin	20457	St. Joseph's Medical Center of Stockton	2,153	0:48:04
Riverside	20559	Temecula Valley Hospital	585	0:47:58
Los Angeles	20496	Torrance Memorial Medical Center	734	0:47:48
ICEMA	20098	Desert Valley Hospital	899	0:47:17
Los Angeles	20171	Hollywood Presbyterian Medical Center	582	0:47:05
San Diego	20416	Sharp Chula Vista Medical Center	674	0:46:25
Alameda	62356	Kaiser Permanente, San Leandro Medical Center	740	0:46:21
San Francisco	62636	CPMC-Van Ness	1,025	0:46:00
Central California	20429	Sierra View Medical Center	562	0:44:57
ICEMA	20083	Community Hospital of San Bernardino	591	0:44:38
Central California	20085	Community Regional Medical Center, Fresno	4,074	0:44:12
Los Angeles	20108	East Los Angeles Doctors Hospital	337	0:43:41

All data represented in this report is sourced from CEMIS with a run date of April 10, 2025. CEMIS records are populated by participating EMS providers documented care in the pre-hospital setting through direct transmission into CEMIS or passed through their local EMS Agency (LEMSA). Not all EMS providers in all LEMSAs are CEMIS participants, therefore this report does not reflect 100% of EMS interactions and records meeting APOT criteria.

## Licensed Emergency Department APOT Ranking (October 2024) (2 of 5)

Hospital LEMSA	CEMSIS Facility ID	CEMSIS Facility Name	October 2024 Count	October 2024 APOT
San Diego	20347	Pomerado Hospital	135	0:43:21
Sacramento	20475	Sutter Medical Center - Sacramento	1,556	0:43:10
San Diego	20153	Sharp Grossmont Hospital	2,056	0:43:03
Central California	20443	Saint Agnes Medical Center	2,784	0:42:43
Merced	20283	Mercy Medical Center, Merced	1,401	0:42:40
Los Angeles	20333	Palmdale Regional Medical Center	1,081	0:42:39
Sierra-Sacramento Valley	20284	Mercy Medical Center, Redding	1,182	0:42:33
Los Angeles	20149	Good Samaritan Hospital, Los Angeles	971	0:42:06
Contra Costa	20214	Kaiser Permanente, Antioch	876	0:41:58
Kern	20287	Mercy Hospital SW - Bakersfield	596	0:41:50
Sacramento	20280	Mercy General Hospital	866	0:41:49
San Diego	20408	Scripps Mercy Hospital	207	0:41:46
Kern	20488	Adventist Health Tehachapi Valley	290	0:41:37
Central California	20001	Adventist Health Hanford	969	0:41:19
Alameda	20393	San Leandro Hospital	480	0:41:12
Central California	20070	Clovis Community Medical Center	2,032	0:41:12
Los Angeles	20460	St. Mary Medical Center, Long Beach	1,024	0:41:00
San Joaquin	20391	San Joaquin General Hospital	1,041	0:40:59
Los Angeles	20356	Providence Little Company of Mary Medical Center, San Pedro	290	0:40:58
Alameda	20011	Alta Bates Summit Medical Center, Summit Campus	1,218	0:40:31
Contra Costa	20474	Sutter Delta Medical Center	1,016	0:40:22
San Diego	20406	Scripps Memorial Hospital, Encinitas	431	0:40:13
Riverside	20211	Kaiser Permanente, Moreno Valley	362	0:39:34
San Diego	20417	Sharp Coronado Hospital and Healthcare Center	66	0:39:19
Riverside	20441	Rancho Springs Medical Center	552	0:39:10
San Diego	20364	Rady Children's Hospital	260	0:38:40
Orange	20256	UCI Health - Los Alamitos	688	0:38:27
Alameda	20515	Stanford Health Care - ValleyCare	701	0:38:25
Orange	20139	Garden Grove Hospital and Medical Center	472	0:38:21
Los Angeles	20377	Ronald Reagan UCLA Medical Center	585	0:38:19
Los Angeles	20528	West Hills Hospital and Medical Center	618	0:38:06
Alameda	20008	Alta Bates Summit Medical Center, Alta Bates Campus	359	0:38:01
Los Angeles	20276	Memorial Hospital Of Gardena	920	0:37:28
Contra Costa	20208	Kaiser Permanente, Walnut Creek	925	0:37:12
Los Angeles	20163	Henry Mayo Newhall Memorial Hospital	1,145	0:36:49
Los Angeles	60988	Martin Luther King, Jr. Community Hospital	1,448	0:36:47
Riverside	20278	Menifee Valley Medical Center	284	0:36:44
ICEMA	20555	Kaiser Permanente, Ontario	787	0:36:39
Los Angeles	20360	Providence Saint Joseph Medical Center	1,320	0:36:30
Sacramento	20197	Kaiser Permanente, Sacramento Medical Center	1,486	0:36:25
Riverside	20442	Inland Valley Medical Center	1,143	0:36:20
San Francisco	20050	CPMC Mission Bernal Campus	806	0:36:04
Los Angeles	20328	College Medical Center	224	0:36:00
San Francisco	20447	Saint Francis Memorial Hospital	936	0:35:54
Kern	20372	Ridgecrest Regional Hospital	267	0:35:43
San Diego	20409	Scripps Mercy Hospital, Chula Vista	669	0:35:38
Stanislaus	20275	Memorial Medical Center, Modesto	1,806	0:35:37
Los Angeles	20316	Norwalk Community Hospital	97	0:35:30
Alameda	20112	Eden Medical Center	930	0:35:15
Yolo	20473	Sutter Davis Hospital	370	0:35:14
San Francisco	20386	Zuckerberg San Francisco General Hospital and Trauma Center	1,273	0:35:08
Kern	20027	Bakersfield Heart Hospital	176	0:35:02
Los Angeles	20144	Adventist Health Glendale	739	0:35:01
San Francisco	20048	California Pacific Medical Center, Davies Campus Hospital	390	0:34:56
Los Angeles	20532	Whittier Hospital Medical Center	258	0:34:55
Alameda	20185	Kaiser Permanente, Fremont	528	0:34:42
Kern	20281	Mercy Hospital	624	0:34:38
San Diego	20561	Palomar Medical Center	1,444	0:34:37
ICEMA	20382	San Antonio Regional Hospital	1,799	0:34:27
Los Angeles	20382	San Antonio Regional Hospital	1,799	0:34:27
San Diego	20407	Scripps Memorial Hospital, La Jolla	191	0:34:24
San Joaquin	20484	Sutter Tracy Community Hospital	361	0:34:22
Yolo	20533	Woodland Memorial Hospital	321	0:33:43
Imperial	20117	El Centro Regional Medical Center	481	0:33:16
Los Angeles	20242	LAC USC Medical Center	1,841	0:33:13
Stanislaus	20101	Doctors Medical Center	1,641	0:33:07
Orange	20002	AHMC Anaheim Regional Medical Center	647	0:33:00
Los Angeles	20145	Glendale Memorial Hospital and Health Center	442	0:33:00
Riverside	20388	San Geronimo Memorial Hospital	692	0:32:43
Alameda	20463	Saint Rose Hospital	403	0:32:43

All data represented in this report is sourced from CEMIS with a run date of April 10, 2025. CEMIS records are populated by participating EMS providers documented care in the pre-hospital setting through direct transmission into CEMIS or passed through their local EMS Agency (LEMSA). Not all EMS providers in all LEMSAs are CEMIS participants, therefore this report does not reflect 100% of EMS interactions and records meeting APOT criteria.



## Licensed Emergency Department APOT Ranking (October 2024) (3 of 5)

Hospital LEMSA	CEMSIS Facility ID	CEMSIS Facility Name	October 2024 Count	October 2024 APOT
Kern	20096	Delano Regional Medical Center	229	0:32:41
Los Angeles	20207	Kaiser Permanente, Los Angeles	422	0:32:37
San Joaquin	20247	Adventist Health Lodi Memorial	722	0:32:31
Los Angeles	20210	Kaiser Permanente, Woodland Hills	236	0:32:29
ICEMA	20184	Kaiser Permanente, Fontana	1,328	0:32:28
San Diego	62393	Kaiser Permanente, San Diego Medical Center	266	0:32:27
Orange	20530	Anaheim Global Medical Center	280	0:32:23
Orange	20560	Kaiser Permanente, Anaheim	428	0:32:23
Contra Costa	20179	John Muir Medical Center, Concord	1,075	0:32:05
Orange	20308	Foothill Regional Medical Center	81	0:32:01
San Joaquin	20212	Kaiser Permanente, Manteca	315	0:31:59
San Joaquin	20099	Doctors Hospital of Manteca	333	0:31:57
Riverside	20535	Loma Linda University Medical Center, Murietta	781	0:31:53
Los Angeles	20173	Huntington Memorial Hospital	1,303	0:31:51
San Diego	62989	Kaiser Foundation Hospital, San Marcos	192	0:31:43
Orange	20527	West Anaheim Medical Center	1,101	0:31:38
Santa Clara	20202	Kaiser Permanente, Santa Clara Medical Center and Medical Offices	768	0:31:20
Coastal Valleys	20478	Sutter Santa Rosa Regional Hospital	673	0:30:58
ICEMA	20444	St. Bernardine Medical Center	1,591	0:30:44
Orange	20172	Huntington Beach Hospital	380	0:30:43
Stanislaus	20119	Emanuel Medical Center	598	0:30:38
Sierra-Sacramento Valley	20423	Shasta Regional Medical Center	453	0:30:29
Riverside	20375	Riverside University Health System Medical Center	1,807	0:30:20
Alameda	20059	Children's Hospital & Research Center Oakland	130	0:30:15
Los Angeles	20361	Providence Tarzana Medical Center	368	0:30:14
San Francisco	20462	St. Mary's Medical Center, San Francisco	656	0:30:10
Sierra-Sacramento Valley	20481	Sutter Roseville Medical Center	1,324	0:30:04
Santa Clara	20150	Good Samaritan Hospital, San Jose	1,033	0:29:58
Merced	20274	Memorial Hospital Los Banos	225	0:29:57
San Joaquin	20094	Dameron Hospital	544	0:29:57
ICEMA	20066	Chino Valley Medical Center	390	0:29:44
Sacramento	20288	Methodist Hospital of Sacramento	803	0:29:36
ICEMA	20252	Loma Linda University Medical Center	1,351	0:29:24
Santa Clara	20321	O'Connor Hospital, San Jose	1,216	0:29:23
ICEMA	20366	Redlands Community Hospital	983	0:29:11
Los Angeles	20191	Kaiser Permanente, Panorama City	280	0:29:11
Los Angeles	20509	University of California, Irvine Medical Center	999	0:28:33
Orange	20509	University of California, Irvine Medical Center	999	0:28:33
Central California	20500	Tulare Regional Medical Center	237	0:28:31
Los Angeles	20315	Northridge Hospital Medical Center	1,261	0:28:17
Orange	20458	St. Jude Medical Center	1,267	0:28:03
Sierra-Sacramento Valley	20196	Kaiser Permanente, Roseville Medical Center	719	0:27:47
Sacramento	20282	Mercy Hospital of Folsom	488	0:27:36
Los Angeles	20294	Mission Community Hospital	281	0:27:35
Stanislaus	20213	Kaiser Permanente, Modesto	521	0:27:29
Ventura	20084	Community Memorial Hospital, San Buenaventura	640	0:27:20
Sierra-Sacramento Valley	20470	Sutter Auburn Faith Hospital	373	0:27:20
Orange	20239	La Palma Intercommunity Hospital	121	0:27:16
Sacramento	20286	Mercy San Juan Medical Center	1,848	0:27:08
Los Angeles	20424	Sherman Oaks Hospital	495	0:27:05
Santa Clara	20200	Kaiser Permanente, San Jose	826	0:26:58
Riverside	20339	Parkview Community Hospital Medical Center	673	0:26:55
Orange	20130	UCI Health - Fountain Valley	965	0:26:44
Ventura	20453	Saint John's Regional Medical Center	976	0:26:40
Orange	20074	South Coast Global Medical Center	281	0:26:10
Salano	20309	NorthBay Medical Center	881	0:26:09
Los Angeles	20387	San Gabriel Valley Medical Center	219	0:26:05
Alameda	20005	Alameda Hospital	347	0:25:44
ICEMA	64989	Loma Linda University Children's Hospital	187	0:25:40
San Luis Obispo	20135	French Hospital Medical Center	336	0:25:31
Orange	20295	Mission Hospital Laguna Beach	316	0:24:48
Santa Clara	20368	Regional Medical Center of San Jose	1,010	0:24:36
Salano	20216	Kaiser Permanente, Vacaville	584	0:24:27
Los Angeles	20514	Valley Presbyterian Hospital	428	0:24:17
Central California	20061	Valley Children's Hospital	399	0:24:17
Sacramento	20205	Kaiser Permanente, South Sacramento Medical Center	1,546	0:24:12
Los Angeles	20258	Olive View UCLA Medical Center	290	0:23:57
Ventura	20516	Ventura County Medical Center	451	0:23:49
ICEMA	20300	Montclair Hospital Medical Center	191	0:23:49
Orange	20188	Kaiser Permanente, Irvine	473	0:23:46

All data represented in this report is sourced from CEMIS with a run date of April 10, 2025. CEMIS records are populated by participating EMS providers documented care in the pre-hospital setting through direct transmission into CEMIS or passed through their local EMS Agency (LEMSA). Not all EMS providers in all LEMSAs are CEMIS participants, therefore this report does not reflect 100% of EMS interactions and records meeting APOT criteria.

## Licensed Emergency Department APOT Ranking (October 2024) (4 of 5)

Hospital LEMSA	CEMSIS Facility ID	CEMSIS Facility Name	October 2024 Count	October 2024 APOT
ICEMA	20019	Arrowhead Regional Medical Center	1,129	0:23:45
Monterey	20306	Natividad Medical Center	777	0:23:30
Los Angeles	20062	Children's Hospital Los Angeles	87	0:23:25
Santa Cruz	20105	Dominican Hospital, Santa Cruz	1,037	0:22:55
Santa Clara	20115	El Camino Hospital	840	0:22:49
Salano	20482	Sutter Solano Medical Center	461	0:22:30
Sierra-Sacramento Valley	20371	Adventist Health Rideout	1,741	0:22:11
Orange	20325	Orange Coast Memorial Medical Center	513	0:22:00
Ventura	20261	Los Robles Hospital & Medical Center	928	0:21:59
San Francisco	20065	Chinese Hospital	130	0:21:54
Salano	20193	Kaiser Permanente, Vallejo	648	0:21:29
Kern	20225	Kern Valley Healthcare District	135	0:21:26
Orange	20529	Orange County Global Medical Center	884	0:21:25
Central California	20410	Adventist Health Selma	227	0:21:14
Orange	20296	Mission Hospital	2,090	0:21:06
Riverside	20097	Desert Regional Medical Center	1,295	0:21:05
Orange	20455	St. Joseph Hospital, Orange	1,409	0:21:04
Central California	20427	Adventist Health Reedley	185	0:20:58
Los Angeles	20301	Monterey Park Hospital	115	0:20:57
Los Angeles	20354	Providence Holy Cross Medical Center	765	0:20:52
Santa Clara	20459	St. Louise Regional Hospital	388	0:20:31
Santa Clara	20116	El Camino Hospital Los Gatos	164	0:20:30
Orange	20345	UCI Health - Placentia Linda	507	0:20:24
Imperial	20344	Pioneers Memorial Hospital	256	0:20:10
ICEMA	20165	Hi-Desert Medical Center	520	0:19:55
Orange	20379	MemorialCare Saddleback Medical Center	1,147	0:19:52
San Mateo	20342	Mills-Peninsula Medical Center	1,225	0:19:21
San Francisco	62338	UCSF Medical Center at Mission Bay	100	0:19:00
Santa Clara	20465	Stanford Health Care	688	0:18:30
Coastal Valleys	20203	Kaiser Permanente, Santa Rosa	707	0:18:18
Coastal Valleys	20402	Santa Rosa Memorial Hospital, Montgomery	1,207	0:18:15
Sierra-Sacramento Valley	20326	Oroville Hospital	747	0:17:34
Riverside	20114	Eisenhower Medical Center	1,463	0:17:33
Stanislaus	20319	Oak Valley Hospital	65	0:17:13
Monterey	20381	Salinas Valley Memorial Hospital	553	0:17:02
Los Angeles	20007	Alhambra Hospital	208	0:16:49
Ventura	20452	Saint John's Pleasant Valley Hospital	376	0:16:27
Los Angeles	20140	Garfield Medical Center	344	0:16:15
Monterey	20080	Community Hospital of the Monterey Peninsula	875	0:16:07
North Coast	20449	Adventist Health Clearlake	299	0:15:48
ICEMA	20303	Mountains Community Hospital	73	0:15:25
Ventura	20323	Ojai Valley Community Hospital	91	0:15:24
Santa Cruz	20526	Watsonville Community Hospital	318	0:15:22
Los Angeles	20331	Pacific Hospital of the Valley	201	0:15:03
San Mateo	20414	Seton Medical Center	222	0:14:55
Los Angeles	20120	Encino Hospital Medical Center	103	0:14:53
San Mateo	20206	Kaiser Permanente, South San Francisco	474	0:14:53
Salano	20310	NorthBay VacaValley Hospital	334	0:14:53
Riverside	20334	Palo Verde Hospital	134	0:14:51
Orange	20166	Hoag Hospital Irvine	981	0:14:50
San Luis Obispo	20431	Sierra Vista Regional Medical Center	368	0:14:43
Santa Barbara	20398	Santa Barbara Cottage Hospital	708	0:14:43
Santa Barbara	20267	Marian Regional Medical Center	588	0:14:39
ICEMA	20034	Bear Valley Community Healthcare District	101	0:14:37
Ventura	20434	Adventist Health Simi Valley	575	0:14:20
San Mateo	20413	Sequoia Hospital	224	0:14:17
Riverside	20177	JFK - John F Kennedy Memorial Hospital	709	0:14:12
Ventura	20517	Ventura County Medical Center - Santa Paula Hospital	155	0:14:10
ICEMA	20032	Bartow Community Hospital	422	0:14:00
Mountain Counties	20469	Sutter Amador Hospital	383	0:14:00
Orange	20167	Hoag Hospital Newport Beach	1,404	0:13:50
Sierra-Sacramento Valley	20040	Orchard Hospital	62	0:13:40
Contra Costa	20396	San Ramon Regional Medical Center	229	0:13:21
El Dorado	20272	Marshall Medical Center	574	0:13:19
Marin	20201	Kaiser Permanente, San Rafael	386	0:13:08
Coastal Valleys	20343	Petaluma Valley Hospital	406	0:12:58
Marin	20269	Marin Health Medical Center	718	0:12:43
Sierra-Sacramento Valley	20122	Enloe Medical Center, Esplanade	1,448	0:12:21
San Luis Obispo	20020	Arroyo Grande Community Hospital	259	0:12:15
San Luis Obispo	20502	Twin Cities Community Hospital	391	0:12:11

All data represented in this report is sourced from CEMIS with a run date of April 10, 2025. CEMIS records are populated by participating EMS providers documented care in the pre-hospital setting through direct transmission into CEMIS or passed through their local EMS Agency (LEMSA). Not all EMS providers in all LEMSAs are CEMIS participants, therefore this report does not reflect 100% of EMS interactions and records meeting APOT criteria.

## Licensed Emergency Department APOT Ranking (October 2024) (5 of 5)

Hospital LEMSA	CEMSIS Facility ID	CEMSIS Facility Name	October 2024 Count	October 2024 APOT
Napa	20362	Queen Of The Valley Medical Center	639	0:12:02
Orange	20063	Children's Hospital of Orange County	449	0:11:39
San Benito	20156	Hazel Hawkins Memorial Hospital	213	0:11:36
Santa Barbara	20147	Galeta Valley Cottage Hospital	202	0:10:51
Sierra-Sacramento Valley	20445	St. Elizabeth Community Hospital	415	0:10:00
Marin	20317	Novato Community Hospital	195	0:10:00
Mountain Counties	20271	Mark Twain Medical Center	143	0:10:00
Coastal Valleys	20157	Healdsburg District Hospital	89	0:10:00
Napa	20448	Adventist Health St. Helena	81	0:10:00
Coastal Valleys	20506	Adventist Health Ukiah Valley	301	0:09:00
Santa Barbara	20253	Lompoc Valley Medical Center	189	0:08:50
Tuolumne	20438	Adventist Health Sonora, Greenley	387	0:08:37
Santa Barbara	20404	Santa Ynez Valley Cottage Hospital	69	0:08:33
Coastal Valleys	20436	Sonoma Valley Hospital	198	0:08:01
Coastal Valleys	20132	Adventist Health Howard Memorial	80	0:08:00
El Dorado	20033	Barton Memorial Hospital	125	0:07:33
North Coast	20454	Saint Joseph Hospital, Eureka	718	0:07:28
North Coast	20476	Sutter Lakeside Hospital	264	0:07:17
Sierra-Sacramento Valley	20285	Mercy Medical Center, Mt. Shasta	98	0:07:00
Sierra-Sacramento Valley	20428	Sierra Nevada Memorial Hospital	587	0:06:00
Coastal Valleys	20277	Adventist Health Mendocino Coast	127	0:06:00
Sierra-Sacramento Valley	20124	Fairchild Medical Center	169	0:05:00
NorCal	20030	Banner Lassen Medical Center	164	0:05:00
North Coast	20367	Redwood Memorial Hospital	140	0:05:00
Sierra-Sacramento Valley	20486	Tahoe Forest Hospital	124	0:05:00
North Coast	20264	Mad River Community Hospital	180	0:04:23
Sierra-Sacramento Valley	20146	Glenn Medical Center	76	0:03:05

All data represented in this report is sourced from CEMSIS with a run date of April 10, 2025. CEMSIS records are populated by participating EMS providers documented care in the pre-hospital setting through direct transmission into CEMSIS or passed through their local EMS Agency (LEMSA). Not all EMS providers in all LEMSAs are CEMSIS participants, therefore this report does not reflect 100% of EMS interactions and records meeting APOT criteria.

## Licensed Emergency Department APOT Ranking (November 2024) (1 of 5)

Hospital LEMSA	CEMSIS Facility ID	CEMSIS Facility Name	November 2024 Count	November 2024 APOT
Los Angeles	20244	Lakewood Regional Medical Center	498	1:51:36
Los Angeles	20401	Santa Monica - UCLA Medical Center and Orthopaedic Hospital	327	1:34:14
Los Angeles	20038	Beverly Hospital	276	1:31:38
Riverside	20162	Hemet Valley Medical Center	1,160	1:31:05
Los Angeles	20385	San Dimas Community Hospital	186	1:22:02
Los Angeles	20081	Community Hospital of Huntington Park	443	1:19:14
Los Angeles	20183	Kaiser Permanente, Baldwin Park	290	1:13:34
San Diego	20337	Paradise Valley Hospital	373	1:10:50
Los Angeles	20451	Providence Saint John's Health Center	671	1:10:11
Los Angeles	20446	Saint Francis Medical Center	1,485	1:10:08
Los Angeles	20215	Kaiser Permanente, Downey	513	1:09:51
San Diego	20510	University of California, San Diego Medical Center	1,272	1:09:44
Riverside	20090	Corona Regional Medical Center	820	1:09:04
Riverside	20278	Menifee Valley Medical Center	413	1:08:28
Los Angeles	20073	Coast Plaza Hospital	205	1:07:08
Los Angeles	20240	Harbor UCLA Medical Center	1,206	1:07:08
Los Angeles	20018	Antelope Valley Hospital	1,601	1:05:39
ICEMA	20461	St. Mary Medical Center	1,561	1:03:54
Kern	20028	Bakersfield Memorial Hospital	1,514	1:03:46
Los Angeles	20357	Providence Little Company of Mary Medical Center, Torrance	641	1:02:07
Santa Clara	20400	Santa Clara Valley Medical Center	1,252	1:01:27
Los Angeles	20129	Foothill Presbyterian Hospital	366	1:01:06
Los Angeles	20054	Cedars-Sinai Medical Center	1,346	0:58:37
San Diego	20198	Kaiser Permanente, San Diego	685	0:58:19
Los Angeles	20209	Kaiser Permanente, West Los Angeles	582	0:57:50
ICEMA	20520	Victor Valley Global Medical Center	620	0:57:33
Los Angeles	20152	Greater El Monte Community Hospital	266	0:57:01
San Francisco	20504	UCSF Medical Center at Parnassus	848	0:56:48
Los Angeles	20045	California Hospital Medical Center	428	0:56:24
Los Angeles	20106	PIH Health Hospital, Downey	601	0:56:00
Los Angeles	20068	Citrus Valley Medical Center, Queen of the Valley Campus	784	0:54:51
Los Angeles	20255	MemorialCare Long Beach Medical Center	1,074	0:54:33
Los Angeles	20350	PIH Health Hospital, Whittier	747	0:54:29
San Diego	20416	Sharp Chula Vista Medical Center	1,141	0:54:25
San Diego	20417	Sharp Coronado Hospital and Healthcare Center	248	0:54:11
San Diego	62998	UC San Diego Health East Campus Medical Center	573	0:53:36
Riverside	20442	Inland Valley Medical Center	1,000	0:53:09
Los Angeles	20316	Norwalk Community Hospital	93	0:53:02
Riverside	20195	Kaiser Permanente, Riverside	588	0:52:57
Los Angeles	20348	Pomona Valley Hospital Medical Center	1,246	0:52:56
Los Angeles	20531	Adventist Health White Memorial	219	0:52:50
Los Angeles	20496	Torrance Memorial Medical Center	748	0:52:48
Los Angeles	20204	Kaiser Permanente, South Bay	480	0:52:29
San Diego	20419	Sharp Memorial Hospital	1,498	0:52:18
Sierra-Sacramento Valley	20284	Mercy Medical Center, Redding	1,164	0:51:49
Alameda	20525	Washington Hospital, Fremont	950	0:51:40
Alameda	20190	Kaiser Permanente, Oakland Medical Center	698	0:49:55
San Joaquin	20391	San Joaquin General Hospital	1,070	0:49:52
Alameda	20004	Alameda County Medical Center, Highland	987	0:49:50
Central California	20186	Kaiser Permanente, Fresno	885	0:49:18
Contra Costa	20194	Kaiser Permanente, Richmond	1,141	0:49:17
Los Angeles	20149	Good Samaritan Hospital, Los Angeles	1,021	0:49:08
Riverside	20559	Temecula Valley Hospital	602	0:49:06
San Diego	20497	Tri-City Medical Center	92	0:48:48
San Francisco	20199	Kaiser Permanente, San Francisco	575	0:48:35
San Diego	20347	Pomerado Hospital	356	0:48:08
Kern	20287	Mercy Hospital SW - Bakersfield	636	0:48:05
Contra Costa	20214	Kaiser Permanente, Antioch	960	0:47:58
Los Angeles	20289	Methodist Hospital of Southern California	892	0:47:56
Central California	20429	Sierra View Medical Center	615	0:47:27
Los Angeles	20042	Southern California Hospital at Culver City	271	0:47:22
Central California	20219	Kaweah Delta Medical Center	1,994	0:47:17
Los Angeles	20171	Hollywood Presbyterian Medical Center	549	0:47:06
Riverside	20211	Kaiser Permanente, Moreno Valley	401	0:46:42
ICEMA	20083	Community Hospital of San Bernardino	549	0:46:32
Contra Costa	20180	John Muir Medical Center, Walnut Creek	1,099	0:46:23
ICEMA	20098	Desert Valley Hospital	946	0:46:18
Central California	20085	Community Regional Medical Center, Fresno	3,818	0:46:13
Kern	20389	Adventist Health Bakersfield	1,569	0:46:07

All data represented in this report is sourced from CEMIS with a run date of April 10, 2025. CEMIS records are populated by participating EMS providers documented care in the pre-hospital setting through direct transmission into CEMIS or passed through their local EMS Agency (LEMSA). Not all EMS providers in all LEMSAs are CEMIS participants, therefore this report does not reflect 100% of EMS interactions and records meeting APOT criteria.

## Licensed Emergency Department APOT Ranking (November 2024) (2 of 5)

Hospital LEMSA	CEMSIS Facility ID	CEMSIS Facility Name	November 2024 Count	November 2024 APOT
Los Angeles	20270	Marina Del Rey Hospital	531	0:46:04
Los Angeles	20460	St. Mary Medical Center, Long Beach	1,012	0:46:00
Riverside	20441	Rancho Springs Medical Center	581	0:45:55
Los Angeles	20055	Centinela Hospital Medical Center	2,480	0:45:46
Los Angeles	20067	Emanuel Health- InterCommunity Hospital	370	0:45:44
San Diego	20153	Sharp Grossmont Hospital	2,242	0:45:18
San Joaquin	20457	St. Joseph's Medical Center of Stockton	2,111	0:45:17
Kern	20224	Kern Medical	1,142	0:45:11
Orange	20256	UCL Health - Los Alamitos	633	0:45:00
Merced	20283	Mercy Medical Center, Merced	1,353	0:44:49
Alameda	62356	Kaiser Permanente, San Leandro Medical Center	698	0:43:28
ICEMA	20066	Chino Valley Medical Center	364	0:43:09
Central California	20500	Tulare Regional Medical Center	243	0:42:50
Central California	20001	Adventist Health Hanford	902	0:42:41
Central California	20443	Saint Agnes Medical Center	2,585	0:42:30
Alameda	20515	Stanford Health Care - ValleyCare	675	0:42:18
Orange	20139	Garden Grove Hospital and Medical Center	448	0:41:50
Contra Costa	20087	Contra Costa Regional Medical Center	381	0:41:44
Los Angeles	20276	Memorial Hospital Of Gardena	1,026	0:41:26
Los Angeles	20333	Palmdale Regional Medical Center	1,012	0:40:52
San Francisco	62636	CPMC-Van Ness	1,064	0:40:29
Alameda	20112	Eden Medical Center	992	0:39:49
San Diego	20408	Scripps Mercy Hospital	1,552	0:39:44
Contra Costa	20474	Sutter Delta Medical Center	1,015	0:39:43
Los Angeles	20356	Providence Little Company of Mary Medical Center, San Pedro	271	0:39:39
Alameda	20393	San Leandro Hospital	503	0:39:35
San Joaquin	20212	Kaiser Permanente, Manteca	338	0:39:28
Central California	20070	Clovis Community Medical Center	1,938	0:39:11
San Diego	62393	Kaiser Permanente, San Diego Medical Center	515	0:39:10
Los Angeles	20108	East Los Angeles Doctors Hospital	307	0:38:58
Sierra-Sacramento Valley	20423	Shasta Regional Medical Center	491	0:38:57
Los Angeles	20518	USC Verdugo Hills Hospital	175	0:38:49
Riverside	20374	Riverside Community Hospital	1,858	0:38:38
Sacramento	20473	Sutter Medical Center - Sacramento	1,412	0:38:24
Alameda	20008	Alta Bates Summit Medical Center, Alta Bates Campus	391	0:38:21
Alameda	20011	Alta Bates Summit Medical Center, Summit Campus	1,126	0:38:20
Los Angeles	20360	Providence Saint Joseph Medical Center	1,218	0:38:12
Orange	20530	Anaheim Global Medical Center	236	0:37:56
Yolo	20533	Woodland Memorial Hospital	333	0:37:41
San Diego	20407	Scripps Memorial Hospital, La Jolla	1,138	0:37:38
Riverside	20388	San Geronimo Memorial Hospital	756	0:37:05
Orange	20527	West Anaheim Medical Center	999	0:37:04
San Francisco	20386	Zuckerberg San Francisco General Hospital and Trauma Center	1,335	0:36:25
Orange	20308	Foothill Regional Medical Center	106	0:36:14
Contra Costa	20208	Kaiser Permanente, Walnut Creek	883	0:36:13
San Diego	20409	Scripps Mercy Hospital, Chula Vista	962	0:36:11
Stanislaus	20101	Doctors Medical Center	1,673	0:35:59
Los Angeles	20528	West Hills Hospital and Medical Center	626	0:35:59
San Diego	20561	Palomar Medical Center	1,435	0:35:40
Kern	20281	Mercy Hospital	603	0:35:18
Santa Clara	20150	Good Samaritan Hospital, San Jose	994	0:35:00
Los Angeles	20377	Ronald Reagan UCLA Medical Center	516	0:34:59
Los Angeles	20163	Henry Mayo Newhall Memorial Hospital	1,057	0:34:54
Alameda	20463	Saint Rose Hospital	411	0:34:49
Sacramento	20280	Mercy General Hospital	789	0:34:42
Alameda	20059	Children's Hospital & Research Center Oakland	106	0:34:39
San Joaquin	20247	Adventist Health Lodi Memorial	733	0:34:39
San Francisco	20050	CPMC Mission Bernal Campus	744	0:34:29
Los Angeles	60988	Martin Luther King, Jr. Community Hospital	1,424	0:34:22
Los Angeles	20210	Kaiser Permanente, Woodland Hills	244	0:34:22
Yolo	20473	Sutter Davis Hospital	330	0:34:14
Alameda	20185	Kaiser Permanente, Fremont	484	0:34:00
Los Angeles	20532	Whittier Hospital Medical Center	253	0:34:00
Riverside	20535	Loma Linda University Medical Center, Murietta	835	0:33:49
Kern	20027	Bakersfield Heart Hospital	206	0:33:41
Santa Clara	20321	O'Connor Hospital, San Jose	1,221	0:33:31
San Francisco	20447	Saint Francis Memorial Hospital	836	0:33:03
San Joaquin	20484	Sutter Tracy Community Hospital	374	0:33:02
Los Angeles	20173	Huntington Memorial Hospital	1,276	0:33:00
Los Angeles	20145	Glendale Memorial Hospital and Health Center	437	0:33:00

All data represented in this report is sourced from CEMSIS with a run date of April 10, 2025. CEMSIS records are populated by participating EMS providers documented care in the pre-hospital setting through direct transmission into CEMSIS or passed through their local EMS Agency (LEMSA). Not all EMS providers in all LEMSAs are CEMSIS participants, therefore this report does not reflect 100% of EMS interactions and records meeting APOT criteria.

## Licensed Emergency Department APOT Ranking (November 2024) (3 of 5)

Hospital LEMSA	CEMSIS Facility ID	CEMSIS Facility Name	November 2024 Count	November 2024 APOT
Orange	20560	Kaiser Permanente, Anaheim	406	0:32:58
Kern	20372	Ridgecrest Regional Hospital	219	0:32:48
Los Angeles	20207	Kaiser Permanente, Los Angeles	425	0:32:40
ICEMA	20555	Kaiser Permanente, Ontario	725	0:32:25
Kern	20096	Delano Regional Medical Center	259	0:32:15
Los Angeles	20387	San Gabriel Valley Medical Center	215	0:31:36
Orange	20002	AHMC Anaheim Regional Medical Center	600	0:31:35
Merced	20274	Memorial Hospital Los Banos	244	0:31:27
Riverside	20375	Riverside University Health System Medical Center	1,679	0:31:08
Kern	20488	Adventist Health Tehachapi Valley	272	0:31:07
Sacramento	20508	UC Davis Medical Center	1,410	0:31:02
Los Angeles	20242	LAC USC Medical Center	1,811	0:31:02
Los Angeles	20144	Adventist Health Glendale	722	0:31:00
Sacramento	20282	Mercy Hospital of Folsom	466	0:30:59
ICEMA	20382	San Antonio Regional Hospital	1,825	0:30:58
Los Angeles	20382	San Antonio Regional Hospital	1,825	0:30:58
San Francisco	20048	California Pacific Medical Center, Davies Campus Hospital	350	0:30:57
ICEMA	20252	Loma Linda University Medical Center	1,334	0:30:49
Imperial	20117	El Centro Regional Medical Center	449	0:30:44
Los Angeles	20509	University of California, Irvine Medical Center	902	0:30:35
Orange	20509	University of California, Irvine Medical Center	902	0:30:35
Los Angeles	20361	Providence Tarzana Medical Center	342	0:30:23
San Joaquin	20094	Dameron Hospital	547	0:30:19
San Diego	20406	Scripps Memorial Hospital, Encinitas	654	0:30:18
San Diego	20364	Rady Children's Hospital	421	0:30:00
Los Angeles	20328	College Medical Center	238	0:30:00
Sacramento	20205	Kaiser Permanente, South Sacramento Medical Center	1,487	0:29:52
Los Angeles	20424	Sherman Oaks Hospital	438	0:29:51
ICEMA	20444	St. Bernardine Medical Center	1,523	0:29:42
San Diego	62989	Kaiser Foundation Hospital, San Marcos	242	0:29:40
Contra Costa	20179	John Muir Medical Center, Concord	1,012	0:29:37
ICEMA	64989	Loma Linda University Children's Hospital	169	0:29:37
Orange	20458	St. Jude Medical Center	1,291	0:29:24
Orange	20130	UCI Health - Fountain Valley	844	0:29:24
Orange	20074	South Coast Global Medical Center	269	0:29:15
Sacramento	20288	Methodist Hospital of Sacramento	771	0:29:06
ICEMA	20184	Kaiser Permanente, Fontana	1,356	0:29:03
San Joaquin	20099	Doctors Hospital of Manteca	358	0:28:54
Stanislaus	20275	Memorial Medical Center, Modesto	1,811	0:28:53
Los Angeles	20258	Olive View UCLA Medical Center	275	0:28:35
Los Angeles	20191	Kaiser Permanente, Panorama City	288	0:28:19
Santa Clara	20202	Kaiser Permanente, Santa Clara Medical Center and Medical Offices	797	0:28:14
Orange	20172	Huntington Beach Hospital	413	0:28:10
Stanislaus	20119	Emanuel Medical Center	535	0:28:00
San Francisco	20462	St. Mary's Medical Center, San Francisco	596	0:27:49
Ventura	20453	Saint John's Regional Medical Center	954	0:27:37
Stanislaus	20213	Kaiser Permanente, Modesto	497	0:27:29
Ventura	20084	Community Memorial Hospital, San Buenaventura	681	0:27:27
Sierra-Sacramento Valley	20481	Sutter Roseville Medical Center	1,352	0:27:12
Coastal Valleys	20478	Sutter Santa Rosa Regional Hospital	678	0:27:10
Orange	20188	Kaiser Permanente, Irvine	500	0:26:55
ICEMA	20366	Redlands Community Hospital	887	0:26:28
Los Angeles	20315	Northridge Hospital Medical Center	1,205	0:25:41
Ventura	20261	Los Robles Hospital & Medical Center	897	0:25:35
San Francisco	20065	Chinese Hospital	130	0:25:27
Orange	20295	Mission Hospital Laguna Beach	264	0:25:10
Los Angeles	20514	Valley Presbyterian Hospital	467	0:25:09
Sierra-Sacramento Valley	20196	Kaiser Permanente, Roseville Medical Center	742	0:25:08
Central California	20427	Adventist Health Reedley	200	0:24:59
Solano	20216	Kaiser Permanente, Vacaville	647	0:24:46
Santa Clara	20200	Kaiser Permanente, San Jose	748	0:24:28
Santa Clara	20368	Regional Medical Center of San Jose	862	0:24:25
Sacramento	20286	Mercy San Juan Medical Center	1,714	0:24:14
Sierra-Sacramento Valley	20470	Sutter Auburn Faith Hospital	374	0:24:08
Solano	20309	NorthBay Medical Center	797	0:23:58
ICEMA	20300	Montclair Hospital Medical Center	190	0:23:43
Imperial	20344	Pioneers Memorial Hospital	303	0:23:33
Riverside	20339	Parkview Community Hospital Medical Center	587	0:23:29
Santa Clara	20459	St. Louise Regional Hospital	409	0:22:59
Alameda	20005	Alameda Hospital	308	0:22:54

All data represented in this report is sourced from CEMIS with a run date of April 10, 2025. CEMIS records are populated by participating EMS providers documented care in the pre-hospital setting through direct transmission into CEMIS or passed through their local EMS Agency (LEMSA). Not all EMS providers in all LEMSAs are CEMIS participants, therefore this report does not reflect 100% of EMS interactions and records meeting APOT criteria.

## Licensed Emergency Department APOT Ranking (November 2024) (4 of 5)

Hospital LEMSA	CEMSIS Facility ID	CEMSIS Facility Name	November 2024 Count	November 2024 APOT
Ventura	20516	Ventura County Medical Center	437	0:22:51
Orange	20325	Orange Coast Memorial Medical Center	514	0:22:49
Los Angeles	20294	Mission Community Hospital	297	0:22:48
Central California	20061	Valley Children's Hospital	355	0:22:46
Santa Cruz	20105	Dominican Hospital, Santa Cruz	937	0:22:39
Santa Clara	20115	El Camino Hospital	807	0:22:34
Solano	20193	Kaiser Permanente, Vallejo	677	0:22:05
Orange	20296	Mission Hospital	1,980	0:21:57
Orange	20345	UCI Health - Placentia Linda	504	0:21:56
Riverside	20097	Desert Regional Medical Center	1,361	0:21:48
San Francisco	62338	UCSF Medical Center at Mission Bay	90	0:21:48
Orange	20455	St. Joseph Hospital, Orange	1,400	0:21:48
Orange	20379	MemorialCare Saddleback Medical Center	1,123	0:21:47
Central California	20410	Adventist Health Selma	220	0:21:40
ICEMA	20019	Arrowhead Regional Medical Center	1,045	0:21:38
Monterey	20306	Natividad Medical Center	616	0:21:31
Orange	20239	La Palma Intercommunity Hospital	122	0:21:29
Solano	20482	Sutter Solano Medical Center	438	0:21:17
Kern	20225	Kern Valley Healthcare District	145	0:20:58
Santa Clara	20116	El Camino Hospital Los Gatos	158	0:20:39
San Luis Obispo	20135	French Hospital Medical Center	346	0:20:06
Orange	20529	Orange County Global Medical Center	793	0:20:03
ICEMA	20165	Hi-Desert Medical Center	535	0:19:44
San Mateo	20342	Mills-Peninsula Medical Center	1,168	0:19:36
Sacramento	20197	Kaiser Permanente, Sacramento Medical Center	1,616	0:19:16
Monterey	20080	Community Hospital of the Monterey Peninsula	845	0:18:59
Los Angeles	20062	Children's Hospital Los Angeles	82	0:18:58
Monterey	20381	Salinas Valley Memorial Hospital	580	0:18:57
Riverside	20114	Eisenhower Medical Center	1,571	0:18:32
Ventura	20452	Saint John's Pleasant Valley Hospital	396	0:18:24
Sierra-Sacramento Valley	20371	Adventist Health Rideout	1,559	0:18:09
Coastal Valleys	20203	Kaiser Permanente, Santa Rosa	715	0:17:53
Coastal Valleys	20402	Santa Rosa Memorial Hospital, Montgomery	1,216	0:17:52
Santa Cruz	20526	Watsonville Community Hospital	282	0:17:30
Los Angeles	20301	Monterey Park Hospital	103	0:17:27
Sierra-Sacramento Valley	20326	Oroville Hospital	716	0:17:23
San Luis Obispo	20431	Sierra Vista Regional Medical Center	393	0:17:14
North Coast	20449	Adventist Health Clearlake	264	0:16:41
Los Angeles	20354	Providence Holy Cross Medical Center	716	0:16:40
Santa Clara	20465	Stanford Health Care	616	0:16:38
Riverside	20177	JFK - John F Kennedy Memorial Hospital	695	0:16:32
Santa Barbara	20267	Marian Regional Medical Center	491	0:16:20
Stanislaus	20319	Oak Valley Hospital	83	0:15:33
Orange	20166	Hoag Hospital Irvine	918	0:15:14
Los Angeles	20331	Pacific Hospital of the Valley	213	0:15:10
Los Angeles	20120	Encino Hospital Medical Center	138	0:15:01
Sierra-Sacramento Valley	20445	St. Elizabeth Community Hospital	429	0:15:00
Los Angeles	20007	Alhambra Hospital	211	0:15:00
Ventura	20434	Adventist Health Simi Valley	629	0:14:39
San Mateo	20413	Sequoia Hospital	171	0:14:31
Riverside	20334	Palo Verde Hospital	117	0:14:28
San Mateo	20206	Kaiser Permanente, South San Francisco	444	0:14:28
Santa Barbara	20398	Santa Barbara Cottage Hospital	575	0:14:16
San Mateo	20414	Seton Medical Center	184	0:13:59
Solano	20310	NorthBay VacaValley Hospital	405	0:13:49
Ventura	20517	Ventura County Medical Center - Santa Paula Hospital	141	0:13:44
Mountain Counties	20469	Sutter Amador Hospital	336	0:13:30
Ventura	20323	Ojai Valley Community Hospital	93	0:13:21
Orange	20167	Hoag Hospital Newport Beach	1,452	0:13:19
Los Angeles	20140	Garfield Medical Center	332	0:12:59
ICEMA	20032	Barstow Community Hospital	352	0:12:56
Contra Costa	20396	San Ramon Regional Medical Center	233	0:12:52
San Benito	20156	Hazel Hawkins Memorial Hospital	208	0:12:49
ICEMA	20303	Mountains Community Hospital	63	0:12:46
Marin	20269	Marin Health Medical Center	739	0:12:37
San Luis Obispo	20020	Arroyo Grande Community Hospital	239	0:12:31
Santa Barbara	20253	Lompoc Valley Medical Center	154	0:12:30
Marin	20201	Kaiser Permanente, San Rafael	369	0:12:24
ICEMA	20034	Bear Valley Community Healthcare District	134	0:12:18
San Luis Obispo	20502	Twin Cities Community Hospital	426	0:12:13

All data represented in this report is sourced from CEMIS with a run date of April 10, 2025. CEMIS records are populated by participating EMS providers documented care in the pre-hospital setting through direct transmission into CEMIS or passed through their local EMS Agency (LEMSA). Not all EMS providers in all LEMSAs are CEMIS participants, therefore this report does not reflect 100% of EMS interactions and records meeting APOT criteria.

## Licensed Emergency Department APOT Ranking (November 2024) (5 of 5)

Hospital LEMSA	CEMSIS Facility ID	CEMSIS Facility Name	November 2024 Count	November 2024 APOT
El Dorado	20272	Marshall Medical Center	617	0:12:11
Sierra-Sacramento Valley	20122	Enloe Medical Center, Esplanade	1,460	0:11:39
Coastal Valleys	20343	Petaluma Valley Hospital	377	0:11:12
Orange	20063	Children's Hospital of Orange County	370	0:10:36
Napa	20362	Queen Of The Valley Medical Center	607	0:10:22
Coastal Valleys	20157	Healdsburg District Hospital	66	0:10:04
Coastal Valleys	20436	Sonoma Valley Hospital	189	0:09:03
Napa	20448	Adventist Health St. Helena	62	0:09:00
Coastal Valleys	20132	Adventist Health Howard Memorial	108	0:09:00
Santa Barbara	20147	Goleta Valley Cottage Hospital	130	0:08:55
El Dorado	20033	Barton Memorial Hospital	138	0:08:10
Coastal Valleys	20506	Adventist Health Ukiah Valley	277	0:08:06
Marin	20317	Novato Community Hospital	208	0:08:00
Tuolumne	20438	Adventist Health Sonora, Greenley	425	0:07:56
North Coast	20476	Sutter Lakeside Hospital	201	0:07:36
North Coast	20454	Saint Joseph Hospital, Eureka	613	0:07:36
Mountain Counties	20271	Mark Twain Medical Center	122	0:07:00
Coastal Valleys	20277	Adventist Health Mendocino Coast	109	0:07:00
Sierra-Sacramento Valley	20428	Sierra Nevada Memorial Hospital	506	0:06:00
Sierra-Sacramento Valley	20486	Tahoe Forest Hospital	96	0:05:51
Sierra-Sacramento Valley	20146	Glenn Medical Center	74	0:05:18
North Coast	20367	Redwood Memorial Hospital	166	0:05:11
Sierra-Sacramento Valley	20124	Fairchild Medical Center	153	0:05:00
Sierra-Sacramento Valley	20285	Mercy Medical Center, Mt. Shasta	145	0:05:00
NorCal	20030	Banner Lassen Medical Center	150	0:04:06
North Coast	20264	Mad River Community Hospital	175	0:03:08

All data represented in this report is sourced from CEMSIS with a run date of April 10, 2025. CEMSIS records are populated by participating EMS providers documented care in the pre-hospital setting through direct transmission into CEMSIS or passed through their local EMS Agency (LEMSA). Not all EMS providers in all LEMSAs are CEMSIS participants, therefore this report does not reflect 100% of EMS interactions and records meeting APOT criteria.



## Licensed Emergency Department APOT Ranking (December 2024) (1 of 5)

Hospital LEMSA	CEMSIS Facility ID	CEMSIS Facility Name	December 2024 Count	December 2024 APOT
Los Angeles	20244	Lakewood Regional Medical Center	509	2:54:36
Los Angeles	20215	Kaiser Permanente, Downey	563	2:19:56
Los Angeles	20106	PIH Health Hospital, Downey	450	2:08:43
Los Angeles	20038	Beverly Hospital	309	2:08:24
Los Angeles	20081	Community Hospital of Huntington Park	401	1:47:05
Los Angeles	20183	Kaiser Permanente, Baldwin Park	336	1:45:23
Los Angeles	20073	Coast Plaza Hospital	283	1:44:33
Los Angeles	20350	PIH Health Hospital, Whittier	511	1:43:59
Riverside	20162	Hemet Valley Medical Center	1,085	1:40:42
Riverside	20442	Inland Valley Medical Center	1,115	1:40:40
Riverside	20090	Corona Regional Medical Center	906	1:35:58
Riverside	20559	Temecula Valley Hospital	647	1:34:51
Riverside	20374	Riverside Community Hospital	1,897	1:34:41
Los Angeles	20401	Santa Monica - UCLA Medical Center and Orthopaedic Hospital	345	1:33:10
Los Angeles	20129	Foothill Presbyterian Hospital	498	1:33:06
Los Angeles	20446	Saint Francis Medical Center	1,411	1:32:07
San Diego	20497	Tri-City Medical Center	93	1:29:31
Los Angeles	20067	Emanuel Health - InterCommunity Hospital	399	1:24:28
Los Angeles	20357	Providence Little Company of Mary Medical Center, Torrance	577	1:22:20
Riverside	20195	Kaiser Permanente, Riverside	637	1:21:30
Riverside	20441	Rancho Springs Medical Center	814	1:17:41
Los Angeles	20451	Providence Saint John's Health Center	622	1:15:36
Santa Clara	20400	Santa Clara Valley Medical Center	1,282	1:14:17
Los Angeles	20385	San Dimas Community Hospital	246	1:13:37
Alameda	20525	Washington Hospital, Fremont	1,019	1:12:57
Los Angeles	20018	Antelope Valley Hospital	1,657	1:11:30
ICEMA	20461	St. Mary Medical Center	1,659	1:11:03
Contra Costa	20180	John Muir Medical Center, Walnut Creek	1,214	1:10:38
Riverside	20211	Kaiser Permanente, Moreno Valley	468	1:10:04
San Francisco	20504	UCSF Medical Center at Parnassus	920	1:10:03
Los Angeles	20068	Citrus Valley Medical Center, Queen of the Valley Campus	754	1:09:56
Alameda	20004	Alameda County Medical Center, Highland	956	1:09:33
Los Angeles	20240	Harbor UCLA Medical Center	1,077	1:09:28
Los Angeles	20333	Palmdale Regional Medical Center	1,233	1:08:59
Central California	20186	Kaiser Permanente, Fresno	910	1:08:06
Riverside	20278	Menifee Valley Medical Center	486	1:07:04
Los Angeles	20532	Whittier Hospital Medical Center	367	1:06:47
San Diego	20510	University of California, San Diego Medical Center	1,421	1:05:48
Los Angeles	20209	Kaiser Permanente, West Los Angeles	501	1:04:55
Los Angeles	20054	Cedars-Sinai Medical Center	1,227	1:04:10
Kern	20028	Bakersfield Memorial Hospital	1,678	1:02:58
Los Angeles	20171	Hollywood Presbyterian Medical Center	643	1:02:38
Los Angeles	20152	Greater El Monte Community Hospital	344	1:02:29
Kern	20372	Ridgecrest Regional Hospital	286	1:02:02
San Diego	20337	Paradise Valley Hospital	448	1:01:50
San Diego	20198	Kaiser Permanente, San Diego	803	1:01:40
Alameda	20190	Kaiser Permanente, Oakland Medical Center	793	1:01:34
Los Angeles	20042	Southern California Hospital at Culver City	300	1:01:08
Los Angeles	20149	Good Samaritan Hospital, Los Angeles	764	1:00:37
Contra Costa	20194	Kaiser Permanente, Richmond	1,196	1:00:23
Los Angeles	20348	Pomona Valley Hospital Medical Center	1,349	1:00:18
Los Angeles	20316	Norwalk Community Hospital	103	1:00:04
Los Angeles	20276	Memorial Hospital Of Gardena	1,067	0:59:53
San Diego	20416	Sharp Chula Vista Medical Center	1,328	0:59:37
Alameda	62356	Kaiser Permanente, San Leandro Medical Center	825	0:58:57
Orange	20256	UCI Health - Los Alamitos	613	0:58:44
Los Angeles	20045	California Hospital Medical Center	464	0:58:20
Los Angeles	20496	Torrance Memorial Medical Center	735	0:58:16
Los Angeles	20289	Methodist Hospital of Southern California	836	0:58:05
Los Angeles	20531	Adventist Health White Memorial	272	0:57:55
San Diego	20419	Sharp Memorial Hospital	1,799	0:57:26
San Francisco	20199	Kaiser Permanente, San Francisco	655	0:56:41
Alameda	20515	Stanford Health Care - ValleyCare	716	0:56:02
Los Angeles	20460	St. Mary Medical Center, Long Beach	797	0:56:00
Orange	20308	Foothill Regional Medical Center	149	0:55:58
ICEMA	20520	Victor Valley Global Medical Center	675	0:55:56
ICEMA	20098	Desert Valley Hospital	1,020	0:55:34
Kern	20224	Kern Medical	1,230	0:54:53
Riverside	20388	San Geronimo Memorial Hospital	836	0:54:52

All data represented in this report is sourced from CEMIS with a run date of April 10, 2025. CEMIS records are populated by participating EMS providers documented care in the pre-hospital setting through direct transmission into CEMIS or passed through their local EMS Agency (LEMSA). Not all EMS providers in all LEMSAs are CEMIS participants, therefore this report does not reflect 100% of EMS interactions and records meeting APOT criteria.

## Licensed Emergency Department APOT Ranking (December 2024) (2 of 5)

Hospital LEMSA	CEMSIS Facility ID	CEMSIS Facility Name	December 2024 Count	December 2024 APOT
Los Angeles	20255	MemorialCare Long Beach Medical Center	1,015	0:54:04
ICEMA	20083	Community Hospital of San Bernardino	660	0:53:57
Sierra-Sacramento Valley	20284	Mercy Medical Center, Redding	1,356	0:53:25
San Joaquin	20391	San Joaquin General Hospital	1,054	0:53:09
Los Angeles	20270	Marina Del Rey Hospital	514	0:53:06
San Diego	20153	Sharp Grossmont Hospital	2,527	0:52:35
Santa Clara	20321	O'Connor Hospital, San Jose	1,200	0:52:16
Merced	20283	Mercy Medical Center, Merced	1,410	0:52:09
San Diego	62393	Kaiser Permanente, San Diego Medical Center	599	0:52:05
Orange	20139	Garden Grove Hospital and Medical Center	529	0:50:56
Los Angeles	20204	Kaiser Permanente, South Bay	565	0:50:17
Central California	20219	Kaweah Delta Medical Center	2,185	0:50:08
Los Angeles	20356	Providence Little Company of Mary Medical Center, San Pedro	308	0:50:02
Alameda	20393	San Leandro Hospital	581	0:50:00
Los Angeles	20528	West Hills Hospital and Medical Center	631	0:49:54
Ventura	20261	Los Robles Hospital & Medical Center	992	0:49:44
Orange	20527	West Anaheim Medical Center	1,151	0:49:20
San Joaquin	20457	St. Joseph's Medical Center of Stockton	2,378	0:49:18
Riverside	20535	Loma Linda University Medical Center, Murietta	898	0:49:04
Alameda	20112	Eden Medical Center	1,014	0:49:03
Los Angeles	20108	East Los Angeles Doctors Hospital	381	0:48:50
Contra Costa	20087	Contra Costa Regional Medical Center	424	0:48:48
Sacramento	20205	Kaiser Permanente, South Sacramento Medical Center	1,495	0:48:10
San Diego	20408	Scripps Mercy Hospital	1,985	0:48:00
San Diego	20417	Sharp Coronado Hospital and Healthcare Center	252	0:47:57
Los Angeles	20055	Centinel Hospital Medical Center	2,450	0:47:47
San Diego	20347	Pomerado Hospital	388	0:47:39
Contra Costa	20474	Sutter Delta Medical Center	1,071	0:47:29
San Diego	62998	UC San Diego Health East Campus Medical Center	674	0:47:09
Los Angeles	20210	Kaiser Permanente, Woodland Hills	257	0:47:06
Los Angeles	20144	Adventist Health Glendale	786	0:46:56
Central California	20443	Saint Agnes Medical Center	2,821	0:46:54
Kern	20389	Adventist Health Bakersfield	1,699	0:46:37
Los Angeles	20163	Henry Mayo Newhall Memorial Hospital	1,231	0:46:19
Los Angeles	20328	College Medical Center	253	0:46:06
Los Angeles	20518	USC Verdugo Hills Hospital	193	0:45:54
San Diego	20407	Scripps Memorial Hospital, La Jolla	1,286	0:45:49
Contra Costa	20214	Kaiser Permanente, Antioch	968	0:45:40
Alameda	20185	Kaiser Permanente, Fremont	546	0:45:39
Central California	20085	Community Regional Medical Center, Fresno	3,996	0:45:30
Los Angeles	20360	Providence Saint Joseph Medical Center	1,252	0:45:05
Kern	20287	Mercy Hospital SW - Bakersfield	606	0:45:02
Alameda	20011	Alta Bates Summit Medical Center, Summit Campus	1,303	0:45:02
San Francisco	62636	CPMC-Van Ness	1,080	0:44:41
Central California	20429	Sierra View Medical Center	634	0:44:18
Los Angeles	20207	Kaiser Permanente, Los Angeles	488	0:44:18
Sacramento	20475	Sutter Medical Center - Sacramento	1,595	0:43:58
Orange	20172	Huntington Beach Hospital	453	0:43:23
Central California	20001	Adventist Health Hanford	1,027	0:42:45
San Diego	20409	Scripps Mercy Hospital, Chula Vista	1,116	0:42:00
Orange	20560	Kaiser Permanente, Anaheim	393	0:41:54
Los Angeles	20424	Sherman Oaks Hospital	535	0:41:53
Sacramento	20508	UC Davis Medical Center	1,428	0:41:40
San Joaquin	20212	Kaiser Permanente, Manteca	299	0:41:29
Stanislaus	20275	Memorial Medical Center, Modesto	1,978	0:41:09
Kern	20488	Adventist Health Tehachapi Valley	306	0:41:00
Central California	20070	Clovis Community Medical Center	2,072	0:40:53
Los Angeles	20191	Kaiser Permanente, Panorama City	302	0:40:40
San Joaquin	20247	Adventist Health Lodi Memorial	758	0:40:40
Stanislaus	20101	Doctors Medical Center	1,661	0:40:36
San Diego	20561	Palomar Medical Center	1,616	0:40:19
Santa Clara	20150	Good Samaritan Hospital, San Jose	1,138	0:40:02
Alameda	20008	Alta Bates Summit Medical Center, Alta Bates Campus	427	0:39:37
Orange	20458	St. Jude Medical Center	1,197	0:39:32
Los Angeles	60988	Martin Luther King, Jr. Community Hospital	1,246	0:39:15
Alameda	20463	Saint Rose Hospital	451	0:39:06
Kern	20281	Mercy Hospital	678	0:39:01
San Francisco	20048	California Pacific Medical Center, Davies Campus Hospital	416	0:38:59
San Francisco	20447	Saint Francis Memorial Hospital	984	0:38:46
ICEMA	64989	Loma Linda University Children's Hospital	198	0:38:35

All data represented in this report is sourced from CEMSIS with a run date of April 10, 2025. CEMSIS records are populated by participating EMS providers documented care in the pre-hospital setting through direct transmission into CEMSIS or passed through their local EMS Agency (LEMSA). Not all EMS providers in all LEMSAs are CEMSIS participants, therefore this report does not reflect 100% of EMS interactions and records meeting APOT criteria.

## Licensed Emergency Department APOT Ranking (December 2024) (3 of 5)

Hospital LEMSA	CEMSIS Facility ID	CEMSIS Facility Name	December 2024 Count	December 2024 APOT
Los Angeles	20377	Ronald Reagan UCLA Medical Center	581	0:38:29
San Diego	20406	Scripps Memorial Hospital, Encinitas	676	0:38:26
Central California	20500	Tulare Regional Medical Center	282	0:38:08
Orange	20345	UCI Health - Placentia Linda	686	0:38:02
San Francisco	20050	CPMC Mission Bernal Campus	844	0:37:47
Los Angeles	20145	Glendale Memorial Hospital and Health Center	439	0:37:33
ICEMA	20252	Loma Linda University Medical Center	1,462	0:37:27
San Francisco	20386	Zuckerberg San Francisco General Hospital and Trauma Center	1,272	0:37:12
Los Angeles	20387	San Gabriel Valley Medical Center	211	0:37:00
Orange	20002	AHMC Anaheim Regional Medical Center	761	0:36:31
San Joaquin	20484	Sutter Tracy Community Hospital	408	0:36:28
ICEMA	20066	Chino Valley Medical Center	412	0:36:23
Kern	20027	Bakersfield Heart Hospital	198	0:36:22
Riverside	20339	Parkview Community Hospital Medical Center	919	0:36:08
Contra Costa	20208	Kaiser Permanente, Walnut Creek	1,048	0:36:00
Los Angeles	20361	Providence Tarzana Medical Center	295	0:35:51
Imperial	20117	El Centro Regional Medical Center	483	0:35:38
Yolo	20533	Woodland Memorial Hospital	353	0:35:33
Sacramento	20280	Mercy General Hospital	822	0:35:17
San Joaquin	20094	Dameron Hospital	615	0:35:02
Stanislaus	20119	Emanuel Medical Center	634	0:34:46
Merced	20274	Memorial Hospital Los Banos	264	0:34:40
Los Angeles	20120	Encino Hospital Medical Center	239	0:34:34
Los Angeles	20173	Huntington Memorial Hospital	1,174	0:34:00
ICEMA	20382	San Antonio Regional Hospital	1,981	0:33:59
Los Angeles	20382	San Antonio Regional Hospital	1,981	0:33:59
Orange	20188	Kaiser Permanente, Irvine	573	0:33:54
San Francisco	20462	St. Mary's Medical Center, San Francisco	689	0:33:39
Los Angeles	20258	Olive View UCLA Medical Center	307	0:33:33
Contra Costa	20179	John Muir Medical Center, Concord	1,185	0:33:21
Los Angeles	20315	Northridge Hospital Medical Center	1,393	0:33:12
Los Angeles	20242	LAC USC Medical Center	1,836	0:33:10
Los Angeles	20509	University of California, Irvine Medical Center	1,107	0:32:58
Orange	20509	University of California, Irvine Medical Center	1,107	0:32:58
Orange	20295	Mission Hospital Laguna Beach	360	0:32:58
Santa Clara	20202	Kaiser Permanente, Santa Clara Medical Center and Medical Offices	823	0:32:55
San Diego	62989	Kaiser Foundation Hospital, San Marcos	251	0:32:55
ICEMA	20444	St. Bernardine Medical Center	1,729	0:32:41
Riverside	20375	Riverside University Health System Medical Center	2,003	0:32:39
Orange	20074	South Coast Global Medical Center	310	0:31:48
Sacramento	20282	Mercy Hospital of Folsom	563	0:31:41
Orange	20530	Anaheim Global Medical Center	273	0:31:40
Stanislaus	20213	Kaiser Permanente, Modesto	544	0:31:38
Sacramento	20288	Methodist Hospital of Sacramento	814	0:31:25
San Diego	20364	Rady Children's Hospital	566	0:30:51
ICEMA	20555	Kaiser Permanente, Ontario	866	0:30:49
Alameda	20005	Alameda Hospital	374	0:30:48
Los Angeles	20294	Mission Community Hospital	351	0:30:48
Sacramento	20286	Mercy San Juan Medical Center	1,786	0:30:30
Orange	20130	UCI Health - Fountain Valley	891	0:30:29
ICEMA	20300	Montclair Hospital Medical Center	227	0:30:27
Los Angeles	20514	Valley Presbyterian Hospital	529	0:30:26
Yolo	20473	Sutter Davis Hospital	287	0:30:20
Sierra-Sacramento Valley	20423	Shasta Regional Medical Center	492	0:29:56
San Joaquin	20099	Doctors Hospital of Manteca	297	0:29:45
Imperial	20344	Pioneers Memorial Hospital	326	0:29:37
Santa Clara	20116	El Camino Hospital Los Gatos	201	0:29:28
ICEMA	20366	Redlands Community Hospital	1,025	0:29:19
Kern	20096	Delano Regional Medical Center	218	0:29:16
Sierra-Sacramento Valley	20196	Kaiser Permanente, Roseville Medical Center	810	0:29:07
Santa Clara	20200	Kaiser Permanente, San Jose	867	0:29:02
Sierra-Sacramento Valley	20481	Sutter Roseville Medical Center	1,582	0:28:16
Coastal Valleys	20478	Sutter Santa Rosa Regional Hospital	787	0:27:58
Los Angeles	20354	Providence Holy Cross Medical Center	647	0:27:16
Solano	20216	Kaiser Permanente, Vacaville	554	0:27:07
Ventura	20453	Saint John's Regional Medical Center	1,092	0:27:03
San Francisco	62338	UCSF Medical Center at Mission Bay	82	0:26:54
Santa Clara	20368	Regional Medical Center of San Jose	1,024	0:26:49
Ventura	20084	Community Memorial Hospital, San Buenaventura	768	0:26:41
Alameda	20059	Children's Hospital & Research Center Oakland	121	0:25:49

All data represented in this report is sourced from CEMIS with a run date of April 10, 2025. CEMIS records are populated by participating EMS providers documented care in the pre-hospital setting through direct transmission into CEMIS or passed through their local EMS Agency (LEMSA). Not all EMS providers in all LEMSAs are CEMIS participants, therefore this report does not reflect 100% of EMS interactions and records meeting APOT criteria.

## Licensed Emergency Department APOT Ranking (December 2024) (4 of 5)

Hospital LEMSA	CEMSIS Facility ID	CEMSIS Facility Name	December 2024 Count	December 2024 APOT
Kern	20225	Kern Valley Healthcare District	146	0:25:39
Orange	20455	St. Joseph Hospital, Orange	1,377	0:25:29
Solano	20309	NorthBay Medical Center	742	0:25:20
Solano	20482	Sutter Solano Medical Center	446	0:25:12
San Francisco	20065	Chinese Hospital	157	0:25:00
Sierra-Sacramento Valley	20371	Adventist Health Rideout	1,800	0:24:39
Orange	20529	Orange County Global Medical Center	827	0:24:38
ICEMA	20165	Hi-Desert Medical Center	598	0:24:33
Los Angeles	20301	Monterey Park Hospital	125	0:24:31
Santa Clara	20459	St. Louise Regional Hospital	415	0:24:16
Ventura	20516	Ventura County Medical Center	514	0:24:05
San Mateo	20342	Mills-Peninsula Medical Center	1,287	0:23:28
Solano	20193	Kaiser Permanente, Vallejo	653	0:23:24
Orange	20296	Mission Hospital	2,211	0:23:24
Riverside	20114	Eisenhower Medical Center	1,653	0:23:17
San Luis Obispo	20135	French Hospital Medical Center	370	0:22:57
Orange	20239	La Palma Intercommunity Hospital	181	0:22:54
Orange	20379	MemorialCare Saddleback Medical Center	1,178	0:22:29
Orange	20325	Orange Coast Memorial Medical Center	558	0:22:24
ICEMA	20019	Arrowhead Regional Medical Center	1,124	0:22:19
Santa Cruz	20105	Dominican Hospital, Santa Cruz	946	0:21:52
Sierra-Sacramento Valley	20470	Sutter Auburn Faith Hospital	432	0:21:52
Santa Clara	20115	El Camino Hospital	924	0:21:43
Los Angeles	20140	Garfield Medical Center	344	0:21:42
Los Angeles	20007	Alhambra Hospital	198	0:21:34
Central California	20061	Valley Children's Hospital	411	0:21:32
Central California	20427	Adventist Health Reedley	201	0:21:25
Riverside	20097	Desert Regional Medical Center	1,374	0:21:18
ICEMA	20184	Kaiser Permanente, Fontana	1,528	0:21:04
Monterey	20381	Salinas Valley Memorial Hospital	668	0:21:00
Sacramento	20197	Kaiser Permanente, Sacramento Medical Center	1,652	0:20:53
Central California	20410	Adventist Health Selma	187	0:20:52
Monterey	20306	Natividad Medical Center	683	0:20:13
Ventura	20452	Saint John's Pleasant Valley Hospital	448	0:19:59
Monterey	20080	Community Hospital of the Monterey Peninsula	930	0:19:56
Coastal Valleys	20203	Kaiser Permanente, Santa Rosa	753	0:19:11
Los Angeles	20062	Children's Hospital Los Angeles	100	0:19:04
Stanislaus	20319	Oak Valley Hospital	63	0:18:52
Contra Costa	20396	San Ramon Regional Medical Center	256	0:18:28
Los Angeles	20331	Pacific Hospital of the Valley	221	0:18:06
Coastal Valleys	20402	Santa Rosa Memorial Hospital, Montgomery	1,280	0:17:48
Ventura	20434	Adventist Health Simi Valley	748	0:17:46
Riverside	20334	Palo Verde Hospital	134	0:17:18
Sierra-Sacramento Valley	20326	Oraville Hospital	713	0:16:40
ICEMA	20034	Bear Valley Community Healthcare District	187	0:16:39
Santa Clara	20465	Stanford Health Care	653	0:16:06
North Coast	20449	Adventist Health Clearlake	274	0:16:05
Santa Barbara	20398	Santa Barbara Cottage Hospital	817	0:16:03
ICEMA	20303	Mountains Community Hospital	69	0:15:45
San Mateo	20413	Sequoia Hospital	219	0:15:38
Riverside	20177	JFK - John F Kennedy Memorial Hospital	696	0:15:37
Orange	20166	Hoag Hospital Irvine	967	0:15:33
Santa Cruz	20526	Watsonville Community Hospital	297	0:15:21
San Luis Obispo	20431	Sierra Vista Regional Medical Center	349	0:15:18
San Mateo	20206	Kaiser Permanente, South San Francisco	487	0:15:15
Sierra-Sacramento Valley	20445	St. Elizabeth Community Hospital	463	0:15:00
Ventura	20517	Ventura County Medical Center - Santa Paula Hospital	182	0:14:58
El Dorado	20272	Marshall Medical Center	673	0:14:44
Ventura	20323	Ojai Valley Community Hospital	103	0:14:38
ICEMA	20032	Bartow Community Hospital	418	0:14:36
San Mateo	20414	Seton Medical Center	263	0:14:14
San Luis Obispo	20020	Arroyo Grande Community Hospital	294	0:14:09
Orange	20167	Hoag Hospital Newport Beach	1,601	0:14:06
Solano	20310	NorthBay VacaValley Hospital	398	0:14:00
Mountain Counties	20469	Sutter Amador Hospital	378	0:14:00
Santa Barbara	20253	Lompoc Valley Medical Center	229	0:13:23
Orange	20063	Children's Hospital of Orange County	509	0:13:18
Santa Barbara	20267	Marian Regional Medical Center	744	0:13:05
Marin	20269	Marin Health Medical Center	746	0:12:59
Sierra-Sacramento Valley	20040	Orchard Hospital	66	0:12:52

All data represented in this report is sourced from CEMIS with a run date of April 10, 2025. CEMIS records are populated by participating EMS providers documented care in the pre-hospital setting through direct transmission into CEMIS or passed through their local EMS Agency (LEMSA). Not all EMS providers in all LEMSAs are CEMIS participants, therefore this report does not reflect 100% of EMS interactions and records meeting APOT criteria.

## Licensed Emergency Department APOT Ranking (December 2024) (5 of 5)

Hospital LEMSA	CEMSIS Facility ID	CEMSIS Facility Name	December 2024 Count	December 2024 APOT
Marin	20201	Kaiser Permanente, San Rafael	398	0:12:37
San Luis Obispo	20502	Twin Cities Community Hospital	417	0:12:27
San Benito	20156	Hazel Hawkins Memorial Hospital	214	0:12:25
Santa Barbara	20147	Goleta Valley Cottage Hospital	177	0:12:01
Sierra-Sacramento Valley	20122	Enloe Medical Center, Esplanade	1,502	0:12:00
Napa	20362	Queen Of The Valley Medical Center	620	0:11:44
Coastal Valleys	20343	Petaluma Valley Hospital	434	0:11:35
Napa	20448	Adventist Health St. Helena	60	0:11:03
Coastal Valleys	20157	Healdsburg District Hospital	77	0:10:35
Coastal Valleys	20436	Sonoma Valley Hospital	240	0:10:00
Marin	20317	Novato Community Hospital	206	0:10:00
ICEMA	20266	Mammoth Hospital	91	0:10:00
Mountain Counties	20271	Mark Twain Medical Center	142	0:09:54
El Dorado	20033	Barton Memorial Hospital	196	0:09:32
Coastal Valleys	20506	Adventist Health Ukiah Valley	295	0:09:00
North Coast	20476	Sutter Lakeside Hospital	242	0:08:49
Santa Barbara	20404	Santa Ynez Valley Cottage Hospital	61	0:08:48
Tuolumne	20438	Adventist Health Sonora, Greenley	479	0:08:00
Coastal Valleys	20132	Adventist Health Howard Memorial	99	0:08:00
Coastal Valleys	20277	Adventist Health Mendocino Coast	143	0:07:00
North Coast	20454	Saint Joseph Hospital, Eureka	654	0:06:39
Sierra-Sacramento Valley	20428	Sierra Nevada Memorial Hospital	466	0:06:00
NorCal	20030	Banner Lassen Medical Center	168	0:06:00
Sierra-Sacramento Valley	20486	Tahoe Forest Hospital	206	0:05:56
Sierra-Sacramento Valley	20124	Fairchild Medical Center	218	0:05:00
Sierra-Sacramento Valley	20285	Mercy Medical Center, Mt. Shasta	137	0:05:00
Sierra-Sacramento Valley	20146	Glenn Medical Center	85	0:05:00
North Coast	20367	Redwood Memorial Hospital	165	0:04:39
North Coast	20264	Mad River Community Hospital	177	0:03:23

All data represented in this report is sourced from CEMSIS with a run date of April 10, 2025. CEMSIS records are populated by participating EMS providers documented care in the pre-hospital setting through direct transmission into CEMSIS or passed through their local EMS Agency (LEMSA). Not all EMS providers in all LEMSAs are CEMSIS participants, therefore this report does not reflect 100% of EMS interactions and records meeting APOT criteria.

## Licensed Emergency Department APOT Ranking (January 2025) (1 of 5)

Hospital LEMSA	CEMSIS Facility ID	CEMSIS Facility Name	January 2025 Count	January 2025 APOT
Los Angeles	20244	Lakewood Regional Medical Center	475	3:15:46
Los Angeles	20215	Kaiser Permanente, Downey	573	2:17:37
Riverside	20162	Hemet Valley Medical Center	963	2:10:03
Los Angeles	20129	Foothill Presbyterian Hospital	509	2:08:26
Los Angeles	20106	PIH Health Hospital, Downey	622	2:07:56
Los Angeles	20446	Saint Francis Medical Center	1,246	2:04:28
Los Angeles	20183	Kaiser Permanente, Baldwin Park	397	2:02:20
Los Angeles	20081	Community Hospital of Huntington Park	475	1:55:36
Los Angeles	20073	Coast Plaza Hospital	377	1:53:06
Riverside	20090	Corona Regional Medical Center	908	1:52:45
Los Angeles	20401	Santa Monica - UCLA Medical Center and Orthopaedic Hospital	329	1:45:15
Los Angeles	20385	San Dimas Community Hospital	344	1:41:41
Santa Clara	20321	O'Connor Hospital, San Jose	1,158	1:41:11
Los Angeles	20067	Emanate Health- InterCommunity Hospital	403	1:40:52
Los Angeles	20038	Beverly Hospital	362	1:38:33
Santa Clara	20400	Santa Clara Valley Medical Center	1,344	1:38:10
Riverside	20374	Riverside Community Hospital	1,753	1:34:22
Riverside	20442	Inland Valley Medical Center	1,098	1:30:29
Riverside	20559	Temecula Valley Hospital	665	1:27:40
Riverside	20278	Menifee Valley Medical Center	516	1:26:46
San Diego	20416	Sharp Chula Vista Medical Center	1,371	1:25:34
San Diego	20497	Tri-City Medical Center	77	1:24:56
San Francisco	20504	UCSF Medical Center at Parnassus	947	1:24:54
Ventura	20261	Los Robles Hospital & Medical Center	1,035	1:24:11
San Diego	20153	Sharp Grossmont Hospital	2,450	1:22:02
San Diego	20337	Paradise Valley Hospital	434	1:21:50
Los Angeles	20240	Harbor UCLA Medical Center	1,045	1:20:36
San Diego	20510	University of California, San Diego Medical Center	1,591	1:20:17
Los Angeles	20018	Antelope Valley Hospital	1,629	1:17:21
San Diego	20198	Kaiser Permanente, San Diego	923	1:17:14
Alameda	20525	Washington Hospital, Fremont	1,085	1:17:01
Orange	20139	Garden Grove Hospital and Medical Center	466	1:16:30
Alameda	20190	Kaiser Permanente, Oakland Medical Center	850	1:15:53
San Diego	20419	Sharp Memorial Hospital	1,785	1:15:21
Los Angeles	20316	Norwalk Community Hospital	104	1:14:32
San Diego	20417	Sharp Coronado Hospital and Healthcare Center	349	1:14:21
Contra Costa	20194	Kaiser Permanente, Richmond	1,098	1:14:20
Los Angeles	20152	Greater El Monte Community Hospital	313	1:14:18
Kern	20028	Bakersfield Memorial Hospital	1,672	1:13:49
Los Angeles	20451	Providence Saint John's Health Center	660	1:12:54
Los Angeles	20350	PIH Health Hospital, Whittier	731	1:12:52
Alameda	20185	Kaiser Permanente, Fremont	623	1:11:42
Los Angeles	20531	Adventist Health White Memorial	330	1:11:04
Contra Costa	20180	John Muir Medical Center, Walnut Creek	1,192	1:10:58
San Francisco	20199	Kaiser Permanente, San Francisco	693	1:10:42
Riverside	20441	Rancho Springs Medical Center	786	1:10:41
Los Angeles	20209	Kaiser Permanente, West Los Angeles	504	1:10:11
Los Angeles	20357	Providence Little Company of Mary Medical Center, Torrance	607	1:10:08
Los Angeles	20289	Methodist Hospital of Southern California	927	1:09:47
Los Angeles	20532	Whittier Hospital Medical Center	339	1:09:33
ICEMA	20461	St. Mary Medical Center	1,569	1:09:27
Central California	20186	Kaiser Permanente, Fresno	919	1:08:22
Los Angeles	20348	Pomona Valley Hospital Medical Center	1,380	1:08:07
Los Angeles	20068	Citrus Valley Medical Center, Queen of the Valley Campus	828	1:08:02
Los Angeles	20496	Torrance Memorial Medical Center	711	1:07:22
Riverside	20195	Kaiser Permanente, Riverside	677	1:06:47
ICEMA	20520	Victor Valley Global Medical Center	742	1:06:43
San Joaquin	20457	St. Joseph's Medical Center of Stockton	2,307	1:06:12
Riverside	20211	Kaiser Permanente, Moreno Valley	485	1:05:39
Los Angeles	20171	Hollywood Presbyterian Medical Center	599	1:05:16
Los Angeles	20054	Cedars-Sinai Medical Center	1,154	1:04:50
Los Angeles	20204	Kaiser Permanente, South Bay	501	1:04:48
Riverside	20535	Loma Linda University Medical Center, Murrieta	922	1:04:34
Contra Costa	20214	Kaiser Permanente, Antioch	1,014	1:03:14
Sacramento	20205	Kaiser Permanente, South Sacramento Medical Center	1,590	1:03:07
San Diego	62998	UC San Diego Health East Campus Medical Center	828	1:02:14
Alameda	62356	Kaiser Permanente, San Leandro Medical Center	802	1:02:11
Los Angeles	20460	St. Mary Medical Center, Long Beach	1,010	1:02:00
Los Angeles	20528	West Hills Hospital and Medical Center	583	1:01:50

All data represented in this report is sourced from CEMIS with a run date of April 10, 2025. CEMIS records are populated by participating EMS providers documented care in the pre-hospital setting through direct transmission into CEMIS or passed through their local EMS Agency (LEMSA). Not all EMS providers in all LEMSAs are CEMIS participants, therefore this report does not reflect 100% of EMS interactions and records meeting APOT criteria.

## Licensed Emergency Department APOT Ranking (January 2025) (2 of 5)

Hospital LEMSA	CEMSIS Facility ID	CEMSIS Facility Name	January 2025 Count	January 2025 APOT
San Diego	20406	Scripps Memorial Hospital, Encinitas	758	1:01:43
Riverside	20388	San Geronio Memorial Hospital	912	1:01:04
Los Angeles	20328	College Medical Center	344	1:00:00
Merced	20283	Mercy Medical Center, Merced	1,483	0:59:56
Alameda	20515	Stanford Health Care - ValleyCare	697	0:59:53
Kern	20287	Mercy Hospital SW - Bakersfield	639	0:59:29
Los Angeles	20518	USC Verdugo Hills Hospital	187	0:59:24
Los Angeles	20045	California Hospital Medical Center	463	0:59:05
Los Angeles	20255	MemorialCare Long Beach Medical Center	1,220	0:58:49
Los Angeles	20120	Encino Hospital Medical Center	214	0:58:30
Central California	20219	Kaweah Delta Medical Center	2,199	0:57:20
Los Angeles	20276	Memorial Hospital Of Gardena	1,180	0:57:14
San Diego	20407	Scripps Memorial Hospital, La Jolla	1,440	0:57:05
Sierra-Sacramento Valley	20196	Kaiser Permanente, Roseville Medical Center	837	0:57:03
Los Angeles	20042	Southern California Hospital at Culver City	289	0:56:47
ICEMA	20098	Desert Valley Hospital	1,053	0:56:46
Los Angeles	20149	Good Samaritan Hospital, Los Angeles	942	0:56:22
Alameda	20004	Alameda County Medical Center, Highland	1,078	0:56:21
Los Angeles	20333	Palmdale Regional Medical Center	1,115	0:56:16
Central California	20429	Sierra View Medical Center	678	0:56:10
Sacramento	20508	UC Davis Medical Center	1,599	0:55:44
San Diego	20409	Scripps Mercy Hospital, Chula Vista	1,179	0:55:09
San Joaquin	20391	San Joaquin General Hospital	1,095	0:54:57
Los Angeles	20210	Kaiser Permanente, Woodland Hills	266	0:54:57
Alameda	20112	Eden Medical Center	997	0:54:20
San Diego	20347	Pomerado Hospital	443	0:54:01
Santa Clara	20150	Good Samaritan Hospital, San Jose	1,177	0:53:22
Alameda	20393	San Leandro Hospital	595	0:53:18
Los Angeles	20108	East Los Angeles Doctors Hospital	411	0:53:14
San Francisco	62636	CPMC-Van Ness	1,153	0:52:56
ICEMA	20083	Community Hospital of San Bernardino	599	0:52:56
Orange	20527	West Anaheim Medical Center	1,114	0:52:50
Sierra-Sacramento Valley	20284	Mercy Medical Center, Redding	1,251	0:52:48
Orange	20256	UCI Health - Los Alamitos	580	0:51:54
Imperial	20117	El Centro Regional Medical Center	429	0:51:42
Orange	20530	Anaheim Global Medical Center	294	0:51:35
Kern	20389	Adventist Health Bakersfield	1,693	0:51:31
Contra Costa	20087	Contra Costa Regional Medical Center	456	0:51:14
Contra Costa	20474	Sutter Delta Medical Center	1,033	0:50:54
Alameda	20011	Alta Bates Summit Medical Center, Summit Campus	1,306	0:50:23
Los Angeles	20356	Providence Little Company of Mary Medical Center, San Pedro	331	0:50:00
Kern	20281	Mercy Hospital	771	0:49:23
San Diego	20408	Scripps Mercy Hospital	2,185	0:49:04
Kern	20224	Kern Medical	1,210	0:48:52
Orange	20172	Huntington Beach Hospital	595	0:48:45
Los Angeles	20055	Centinela Hospital Medical Center	2,374	0:48:43
San Diego	62393	Kaiser Permanente, San Diego Medical Center	646	0:48:37
Kern	20372	Ridgecrest Regional Hospital	271	0:48:15
Orange	20308	Foothill Regional Medical Center	167	0:48:13
Los Angeles	20361	Providence Tarzana Medical Center	311	0:47:50
Orange	20130	UCI Health - Fountain Valley	873	0:47:43
Los Angeles	20387	San Gabriel Valley Medical Center	275	0:47:15
Central California	20085	Community Regional Medical Center, Fresno	4,241	0:46:19
Central California	20500	Tulare Regional Medical Center	304	0:46:00
San Joaquin	20247	Adventist Health Lodi Memorial	841	0:45:51
Sacramento	20475	Sutter Medical Center - Sacramento	1,697	0:45:47
Orange	20345	UCI Health - Placentia Linda	729	0:45:27
Alameda	20008	Alta Bates Summit Medical Center, Alta Bates Campus	398	0:45:20
Los Angeles	20270	Marina Del Rey Hospital	550	0:45:02
Los Angeles	20144	Adventist Health Glendale	896	0:45:00
Los Angeles	20360	Providence Saint Joseph Medical Center	1,221	0:44:22
Orange	20002	AHMC Anaheim Regional Medical Center	899	0:44:20
Stanislaus	20101	Doctors Medical Center	1,635	0:44:15
Ventura	20453	Saint John's Regional Medical Center	1,145	0:44:07
Los Angeles	20207	Kaiser Permanente, Los Angeles	477	0:43:52
Central California	20443	Saint Agnes Medical Center	2,856	0:43:48
San Francisco	20050	CPMC Mission Bernal Campus	932	0:43:45
Los Angeles	20377	Ronald Reagan UCLA Medical Center	563	0:43:15
Central California	20001	Adventist Health Hanford	1,113	0:43:05
Contra Costa	20208	Kaiser Permanente, Walnut Creek	994	0:42:59

All data represented in this report is sourced from CEMSIS with a run date of April 10, 2025. CEMSIS records are populated by participating EMS providers documented care in the pre-hospital setting through direct transmission into CEMSIS or passed through their local EMS Agency (LEMSA). Not all EMS providers in all LEMSAs are CEMSIS participants, therefore this report does not reflect 100% of EMS interactions and records meeting APOT criteria.

## Licensed Emergency Department APOT Ranking (January 2025) (3 of 5)

Hospital LEMSA	CEMSIS Facility ID	CEMSIS Facility Name	January 2025 Count	January 2025 APOT
Central California	20070	Clovis Community Medical Center	2,236	0:42:40
Los Angeles	60988	Martin Luther King, Jr. Community Hospital	1,217	0:42:12
Los Angeles	20315	Northridge Hospital Medical Center	1,240	0:41:57
San Joaquin	20212	Kaiser Permanente, Manteca	367	0:41:30
San Diego	20561	Palomar Medical Center	1,541	0:41:29
ICEMA	20300	Montclair Hospital Medical Center	260	0:41:28
San Francisco	20048	California Pacific Medical Center, Davies Campus Hospital	465	0:41:16
Kern	20488	Adventist Health Tehachapi Valley	362	0:41:07
ICEMA	20066	China Valley Medical Center	448	0:40:54
San Joaquin	20094	Dameron Hospital	780	0:40:40
Alameda	20463	Saint Rose Hospital	479	0:40:31
Kern	20027	Bakersfield Heart Hospital	306	0:40:30
San Joaquin	20484	Sutter Tracy Community Hospital	417	0:40:23
Riverside	20339	Parkview Community Hospital Medical Center	922	0:40:19
Los Angeles	20163	Henry Mayo Newhall Memorial Hospital	1,080	0:40:01
Sacramento	20282	Mercy Hospital of Folsom	628	0:39:33
Sacramento	20280	Mercy General Hospital	899	0:39:32
ICEMA	20252	Loma Linda University Medical Center	1,385	0:39:19
San Francisco	20462	St. Mary's Medical Center, San Francisco	789	0:38:22
San Diego	62989	Kaiser Foundation Hospital, San Marcos	260	0:38:21
Stanislaus	20275	Memorial Medical Center, Modesto	1,904	0:38:19
Orange	20458	St. Jude Medical Center	1,051	0:38:10
Orange	20560	Kaiser Permanente, Anaheim	426	0:38:04
ICEMA	20555	Kaiser Permanente, Ontario	841	0:38:00
Los Angeles	20191	Kaiser Permanente, Panorama City	281	0:37:47
Stanislaus	20213	Kaiser Permanente, Modesto	517	0:37:41
Los Angeles	20514	Valley Presbyterian Hospital	511	0:37:33
San Francisco	20447	Saint Francis Memorial Hospital	1,057	0:37:24
San Francisco	20386	Zuckerberg San Francisco General Hospital and Trauma Center	1,173	0:37:24
Kern	20096	Delano Regional Medical Center	220	0:37:21
Contra Costa	20179	John Muir Medical Center, Concord	1,170	0:37:13
Orange	20188	Kaiser Permanente, Irvine	626	0:37:07
Los Angeles	20145	Glendale Memorial Hospital and Health Center	564	0:36:53
Santa Clara	20202	Kaiser Permanente, Santa Clara Medical Center and Medical Offices	912	0:36:37
Imperial	20344	Pioneers Memorial Hospital	284	0:36:37
Sacramento	20288	Methodist Hospital of Sacramento	924	0:36:18
Stanislaus	20119	Emanuel Medical Center	637	0:35:54
Orange	20295	Mission Hospital Laguna Beach	464	0:35:53
San Joaquin	20099	Doctors Hospital of Manteca	419	0:35:46
Yolo	20533	Woodland Memorial Hospital	365	0:35:21
ICEMA	20382	San Antonio Regional Hospital	1,970	0:35:13
Los Angeles	20382	San Antonio Regional Hospital	1,970	0:35:13
Orange	20074	South Coast Global Medical Center	432	0:34:53
Yolo	20473	Sutter Davis Hospital	360	0:34:52
ICEMA	64989	Loma Linda University Children's Hospital	210	0:34:50
Merced	20274	Memorial Hospital Los Banos	261	0:33:34
San Diego	20364	Rady Children's Hospital	595	0:33:26
Coastal Valleys	20478	Sutter Santa Rosa Regional Hospital	819	0:33:12
Solano	20216	Kaiser Permanente, Vacaville	663	0:32:42
Los Angeles	20509	University of California, Irvine Medical Center	1,077	0:32:37
Orange	20509	University of California, Irvine Medical Center	1,077	0:32:37
Riverside	20375	Riverside University Health System Medical Center	2,025	0:32:37
Alameda	20005	Alameda Hospital	365	0:32:17
Los Angeles	20242	LAC USC Medical Center	1,770	0:32:01
Sierra-Sacramento Valley	20423	Shasta Regional Medical Center	529	0:32:00
Los Angeles	20424	Sherman Oaks Hospital	511	0:32:00
Alameda	20059	Children's Hospital & Research Center Oakland	122	0:31:53
Orange	20239	La Palma Intercommunity Hospital	313	0:31:25
ICEMA	20366	Redlands Community Hospital	1,026	0:31:12
Kern	20225	Kern Valley Healthcare District	139	0:30:49
Los Angeles	20294	Mission Community Hospital	331	0:30:27
Sacramento	20286	Mercy San Juan Medical Center	1,933	0:30:25
Santa Clara	20116	El Camino Hospital Los Gatos	208	0:30:21
ICEMA	20444	St. Bernardine Medical Center	1,631	0:30:13
Los Angeles	20173	Huntington Memorial Hospital	1,388	0:30:00
Ventura	20084	Community Memorial Hospital, San Buenaventura	743	0:29:40
Los Angeles	20258	Olive View UCLA Medical Center	351	0:29:24
Santa Clara	20200	Kaiser Permanente, San Jose	864	0:29:04
Ventura	20516	Ventura County Medical Center	509	0:28:57
Santa Clara	20368	Regional Medical Center of San Jose	1,136	0:28:29

All data represented in this report is sourced from CEMIS with a run date of April 10, 2025. CEMIS records are populated by participating EMS providers documented care in the pre-hospital setting through direct transmission into CEMIS or passed through their local EMS Agency (LEMSA). Not all EMS providers in all LEMSAs are CEMIS participants, therefore this report does not reflect 100% of EMS interactions and records meeting APOT criteria.



## Licensed Emergency Department APOT Ranking (January 2025) (4 of 5)

Hospital LEMSA	CEMSIS Facility ID	CEMSIS Facility Name	January 2025 Count	January 2025 APOT
Sierra-Sacramento Valley	20481	Sutter Roseville Medical Center	1,520	0:28:22
Coastal Valleys	20203	Kaiser Permanente, Santa Rosa	813	0:28:03
San Luis Obispo	20135	French Hospital Medical Center	402	0:27:23
Solano	20482	Sutter Solano Medical Center	504	0:27:02
Central California	20427	Adventist Health Reedley	180	0:27:00
Santa Clara	20115	El Camino Hospital	950	0:26:57
ICEMA	20165	Hi-Desert Medical Center	565	0:25:51
Monterey	20381	Salinas Valley Memorial Hospital	665	0:25:48
Santa Cruz	20105	Dominican Hospital, Santa Cruz	967	0:25:43
San Mateo	20342	Mills-Peninsula Medical Center	1,261	0:25:31
Los Angeles	20354	Providence Holy Cross Medical Center	623	0:25:06
Orange	20296	Mission Hospital	2,315	0:24:59
San Francisco	20065	Chinese Hospital	169	0:24:51
Orange	20325	Orange Coast Memorial Medical Center	540	0:24:49
Los Angeles	20301	Monterey Park Hospital	161	0:24:49
ICEMA	20019	Arrowhead Regional Medical Center	1,047	0:24:46
Solano	20309	NorthBay Medical Center	921	0:24:37
Riverside	20097	Desert Regional Medical Center	1,377	0:24:32
Stanislaus	20319	Oak Valley Hospital	140	0:24:22
Sierra-Sacramento Valley	20371	Adventist Health Rideout	1,788	0:24:20
Central California	20061	Valley Children's Hospital	416	0:24:05
Solano	20193	Kaiser Permanente, Vallejo	788	0:24:02
Central California	20410	Adventist Health Selma	239	0:23:52
Orange	20379	MemorialCare Saddleback Medical Center	1,150	0:23:50
ICEMA	20184	Kaiser Permanente, Fontana	1,417	0:23:25
Orange	20455	St. Joseph Hospital, Orange	1,367	0:23:22
Sierra-Sacramento Valley	20470	Sutter Auburn Faith Hospital	454	0:23:19
Los Angeles	20140	Garfield Medical Center	334	0:22:51
Orange	20529	Orange County Global Medical Center	895	0:22:40
Sacramento	20197	Kaiser Permanente, Sacramento Medical Center	1,854	0:22:25
Riverside	20114	Eisenhower Medical Center	1,731	0:21:52
Ventura	20452	Saint John's Pleasant Valley Hospital	458	0:21:22
Sierra-Sacramento Valley	20326	Oroville Hospital	693	0:21:05
Monterey	20306	Natividad Medical Center	662	0:20:57
Los Angeles	20062	Children's Hospital Los Angeles	102	0:20:46
Coastal Valleys	20402	Santa Rosa Memorial Hospital, Montgomery	1,320	0:20:09
San Francisco	62338	UCSF Medical Center at Mission Bay	111	0:20:00
Ventura	20434	Adventist Health Simi Valley	716	0:19:58
Santa Clara	20465	Stanford Health Care	750	0:19:42
Los Angeles	20007	Alhambra Hospital	308	0:19:41
Santa Clara	20459	St. Louise Regional Hospital	458	0:19:41
Riverside	20177	JFK - John F Kennedy Memorial Hospital	826	0:19:21
Los Angeles	20331	Pacific Hospital of the Valley	248	0:18:38
San Luis Obispo	20431	Sierra Vista Regional Medical Center	365	0:18:27
North Coast	20449	Adventist Health Clearlake	301	0:18:05
Monterey	20080	Community Hospital of the Monterey Peninsula	866	0:18:00
ICEMA	20032	Barstow Community Hospital	444	0:17:30
Santa Cruz	20526	Watsonville Community Hospital	348	0:17:25
Orange	20166	Hoag Hospital Irvine	1,025	0:17:00
San Mateo	20206	Kaiser Permanente, South San Francisco	509	0:16:59
El Dorado	20272	Marshall Medical Center	682	0:16:50
ICEMA	20303	Mountains Community Hospital	89	0:16:24
Santa Barbara	20398	Santa Barbara Cottage Hospital	1,082	0:16:16
San Mateo	20413	Sequoia Hospital	260	0:16:10
Sierra-Sacramento Valley	20445	St. Elizabeth Community Hospital	474	0:16:00
Ventura	20517	Ventura County Medical Center - Santa Paula Hospital	215	0:15:47
Contra Costa	20396	San Ramon Regional Medical Center	294	0:15:18
Orange	20167	Hoag Hospital Newport Beach	1,508	0:15:04
Riverside	20334	Palo Verde Hospital	160	0:15:01
San Mateo	20414	Seton Medical Center	243	0:14:59
Marin	20201	Kaiser Permanente, San Rafael	449	0:14:32
Coastal Valleys	20343	Petaluma Valley Hospital	426	0:14:21
Solano	20310	NorthBay VacaValley Hospital	473	0:14:09
Sierra-Sacramento Valley	20040	Orchard Hospital	73	0:14:09
Napa	20362	Queen Of The Valley Medical Center	674	0:14:00
San Luis Obispo	20020	Arroyo Grande Community Hospital	291	0:14:00
San Benito	20156	Hazel Hawkins Memorial Hospital	190	0:13:58
Ventura	20323	Ojai Valley Community Hospital	115	0:13:57
Orange	20063	Children's Hospital of Orange County	611	0:13:36
Santa Barbara	20267	Marian Regional Medical Center	912	0:13:36

All data represented in this report is sourced from CEMSIS with a run date of April 10, 2025. CEMSIS records are populated by participating EMS providers documented care in the pre-hospital setting through direct transmission into CEMSIS or passed through their local EMS Agency (LEMSA). Not all EMS providers in all LEMSAs are CEMSIS participants, therefore this report does not reflect 100% of EMS interactions and records meeting APOT criteria.

## Licensed Emergency Department APOT Ranking (January 2025) (5 of 5)

Hospital LEMSA	CEMSIS Facility ID	CEMSIS Facility Name	January 2025 Count	January 2025 APOT
San Luis Obispo	20502	Twin Cities Community Hospital	455	0:13:11
ICEMA	20034	Bear Valley Community Healthcare District	225	0:13:01
Marin	20269	Marin Health Medical Center	809	0:12:58
El Dorado	20033	Barton Memorial Hospital	199	0:12:56
Sierra-Sacramento Valley	20122	Enloe Medical Center, Esplanade	1,356	0:12:54
Mountain Counties	20469	Sutter Amador Hospital	365	0:12:00
Santa Barbara	20253	Lompoc Valley Medical Center	304	0:11:23
Coastal Valleys	20157	Healdsburg District Hospital	88	0:10:33
Santa Barbara	20147	Goleta Valley Cottage Hospital	277	0:10:21
Sierra-Sacramento Valley	20428	Sierra Nevada Memorial Hospital	517	0:10:00
Napa	20448	Adventist Health St. Helena	75	0:10:00
Coastal Valleys	20436	Sonoma Valley Hospital	232	0:09:59
Tuolumne	20438	Adventist Health Sonora, Greenley	470	0:09:23
ICEMA	20266	Mammoth Hospital	122	0:09:09
Mountain Counties	20271	Mark Twain Medical Center	131	0:09:00
Coastal Valleys	20132	Adventist Health Howard Memorial	96	0:09:00
Santa Barbara	20404	Santa Ynez Valley Cottage Hospital	86	0:08:57
Marin	20317	Novato Community Hospital	204	0:08:46
North Coast	20476	Sutter Lakeside Hospital	257	0:07:58
Sierra-Sacramento Valley	20146	Glenn Medical Center	94	0:07:52
Coastal Valleys	20506	Adventist Health Ukiah Valley	193	0:07:02
North Coast	20454	Saint Joseph Hospital, Eureka	628	0:06:31
Sierra-Sacramento Valley	20124	Fairchild Medical Center	192	0:06:00
NorCal	20030	Banner Lassen Medical Center	158	0:06:00
Coastal Valleys	20277	Adventist Health Mendocino Coast	147	0:06:00
Sierra-Sacramento Valley	20285	Mercy Medical Center, Mt. Shasta	138	0:05:18
Sierra-Sacramento Valley	20486	Tahoe Forest Hospital	267	0:05:18
ICEMA	20077	Colorado River Medical Center	62	0:05:00
North Coast	20264	Mad River Community Hospital	215	0:04:20
North Coast	20367	Redwood Memorial Hospital	189	0:04:16

All data represented in this report is sourced from CEMSIS with a run date of April 10, 2025. CEMSIS records are populated by participating EMS providers documented care in the pre-hospital setting through direct transmission into CEMSIS or passed through their local EMS Agency (LEMSA). Not all EMS providers in all LEMSAs are CEMSIS participants, therefore this report does not reflect 100% of EMS interactions and records meeting APOT criteria.

## Licensed Emergency Department APOT Ranking (February 2025) (1 of 5)

Hospital LEMSA	CEMSIS Facility ID	CEMSIS Facility Name	February 2025 Count	February 2025 APOT
Los Angeles	20244	Lakewood Regional Medical Center	391	2:14:36
Los Angeles	20215	Kaiser Permanente, Downey	485	2:14:31
Los Angeles	20446	Saint Francis Medical Center	1,118	1:39:56
Los Angeles	20183	Kaiser Permanente, Baldwin Park	293	1:35:35
Los Angeles	20401	Santa Monica - UCLA Medical Center and Orthopaedic Hospital	269	1:32:35
Alameda	20525	Washington Hospital, Fremont	933	1:32:35
San Francisco	20504	UCSF Medical Center at Parnassus	778	1:29:10
Los Angeles	20073	Coast Plaza Hospital	241	1:28:58
Los Angeles	20129	Foothill Presbyterian Hospital	366	1:27:56
Riverside	20162	Hemet Valley Medical Center	1,006	1:26:57
Santa Clara	20400	Santa Clara Valley Medical Center	1,249	1:26:34
Sacramento	20205	Kaiser Permanente, South Sacramento Medical Center	1,413	1:24:17
Los Angeles	20106	PIH Health Hospital, Downey	585	1:21:46
Los Angeles	20038	Beverly Hospital	339	1:21:29
Riverside	20374	Riverside Community Hospital	1,578	1:20:25
Los Angeles	20081	Community Hospital of Huntington Park	311	1:19:22
Los Angeles	20152	Greater El Monte Community Hospital	279	1:19:12
Santa Clara	20321	O'Connor Hospital, San Jose	1,008	1:18:06
Riverside	20090	Corona Regional Medical Center	776	1:17:42
San Diego	20337	Paradise Valley Hospital	401	1:16:31
Alameda	20190	Kaiser Permanente, Oakland Medical Center	710	1:15:02
Riverside	20195	Kaiser Permanente, Riverside	574	1:13:47
Contra Costa	20194	Kaiser Permanente, Richmond	951	1:11:47
ICEMA	20461	St. Mary Medical Center	1,379	1:10:17
San Francisco	20199	Kaiser Permanente, San Francisco	593	1:09:40
San Diego	20416	Sharp Chula Vista Medical Center	1,220	1:09:08
Riverside	20559	Temecula Valley Hospital	574	1:08:46
ICEMA	20520	Victor Valley Global Medical Center	684	1:07:41
San Diego	20497	Tri-City Medical Center	74	1:07:04
Alameda	20112	Eden Medical Center	926	1:05:50
Los Angeles	20451	Providence Saint John's Health Center	470	1:05:32
San Diego	20419	Sharp Memorial Hospital	1,580	1:04:37
Central California	20186	Kaiser Permanente, Fresno	844	1:04:03
San Diego	20510	University of California, San Diego Medical Center	1,407	1:03:59
Alameda	20004	Alameda County Medical Center, Highland	954	1:03:46
Los Angeles	20496	Torrance Memorial Medical Center	540	1:03:36
Kern	20028	Bakersfield Memorial Hospital	1,539	1:03:03
San Joaquin	20457	St. Joseph's Medical Center of Stockton	2,093	1:02:43
Alameda	62356	Kaiser Permanente, San Leandro Medical Center	788	1:02:36
Los Angeles	20240	Harbor UCLA Medical Center	896	1:02:21
Alameda	20185	Kaiser Permanente, Fremont	520	1:01:18
San Diego	20198	Kaiser Permanente, San Diego	783	1:00:19
Merced	20283	Mercy Medical Center, Merced	1,408	1:00:02
Riverside	20442	Inland Valley Medical Center	1,028	0:59:51
ICEMA	20098	Desert Valley Hospital	985	0:58:55
Los Angeles	20357	Providence Little Company of Mary Medical Center, Torrance	564	0:58:44
San Joaquin	20094	Dameron Hospital	717	0:58:40
Alameda	20515	Stanford Health Care - ValleyCare	647	0:58:28
Los Angeles	20333	Palmdale Regional Medical Center	943	0:58:08
Sierra-Sacramento Valley	20196	Kaiser Permanente, Roseville Medical Center	789	0:57:04
Los Angeles	20045	California Hospital Medical Center	506	0:56:54
Los Angeles	20209	Kaiser Permanente, West Los Angeles	511	0:56:49
Los Angeles	20067	Emanuel Health-InterCommunity Hospital	356	0:56:47
Los Angeles	20350	PIH Health Hospital, Whittier	612	0:56:29
Contra Costa	20180	John Muir Medical Center, Walnut Creek	1,016	0:56:24
Los Angeles	20255	MemorialCare Long Beach Medical Center	952	0:55:59
Kern	20224	Kern Medical	1,141	0:55:54
Orange	20139	Garden Grove Hospital and Medical Center	454	0:55:23
San Diego	62998	UC San Diego Health East Campus Medical Center	710	0:55:01
San Diego	20153	Sharp Grossmont Hospital	2,038	0:54:45
Los Angeles	20054	Cedars-Sinai Medical Center	1,129	0:54:34
Los Angeles	20018	Antelope Valley Hospital	1,481	0:53:36
Riverside	20211	Kaiser Permanente, Moreno Valley	382	0:53:29
Alameda	20393	San Leandro Hospital	528	0:53:18
San Diego	20408	Scripps Mercy Hospital	1,897	0:52:51
Central California	20219	Kaweah Delta Medical Center	1,937	0:52:41
Los Angeles	20068	Citrus Valley Medical Center, Queen of the Valley Campus	655	0:52:26
Los Angeles	20289	Methodist Hospital of Southern California	853	0:52:12
Sierra-Sacramento Valley	20284	Mercy Medical Center, Redding	1,234	0:51:59

All data represented in this report is sourced from CEMIS with a run date of April 10, 2025. CEMIS records are populated by participating EMS providers documented care in the pre-hospital setting through direct transmission into CEMIS or passed through their local EMS Agency (LEMSA). Not all EMS providers in all LEMSAs are CEMIS participants, therefore this report does not reflect 100% of EMS interactions and records meeting APOT criteria.

## Licensed Emergency Department APOT Ranking (February 2025) (2 of 5)

Hospital LEMSA	CEMSIS Facility ID	CEMSIS Facility Name	February 2025 Count	February 2025 APOT
Central California	20429	Sierra View Medical Center	589	0:51:30
Los Angeles	20276	Memorial Hospital Of Gardena	856	0:51:10
Los Angeles	20316	Norwalk Community Hospital	100	0:51:07
Los Angeles	20531	Adventist Health White Memorial	222	0:50:40
Kern	20389	Adventist Health Bakersfield	1,537	0:50:29
San Francisco	62636	CPMC-Van Ness	985	0:50:17
Orange	20256	UCI Health - Los Alamitos	610	0:50:00
Los Angeles	20528	West Hills Hospital and Medical Center	466	0:49:49
Los Angeles	20270	Marina Del Rey Hospital	447	0:49:44
Los Angeles	20171	Hollywood Presbyterian Medical Center	563	0:49:43
Los Angeles	20149	Good Samaritan Hospital, Los Angeles	823	0:49:37
San Joaquin	20391	San Joaquin General Hospital	1,003	0:49:13
Sacramento	20475	Sutter Medical Center - Sacramento	1,565	0:48:58
Los Angeles	20385	San Dimas Community Hospital	211	0:48:39
Riverside	20535	Loma Linda University Medical Center, Murietta	769	0:48:32
San Diego	20347	Pomerado Hospital	356	0:48:06
Los Angeles	20460	St. Mary Medical Center, Long Beach	861	0:48:00
Kern	20287	Mercy Hospital SW - Bakersfield	535	0:47:57
Contra Costa	20214	Kaiser Permanente, Antioch	843	0:47:45
Kern	20372	Ridgecrest Regional Hospital	246	0:47:16
Contra Costa	20087	Contra Costa Regional Medical Center	434	0:47:11
Los Angeles	20348	Pomona Valley Hospital Medical Center	1,214	0:46:59
Los Angeles	20042	Southern California Hospital at Culver City	281	0:46:53
Alameda	20463	Saint Rose Hospital	447	0:46:48
Contra Costa	20474	Sutter Delta Medical Center	957	0:46:44
Los Angeles	20204	Kaiser Permanente, South Bay	472	0:46:21
Riverside	20278	Menifee Valley Medical Center	364	0:46:20
Central California	20443	Saint Agnes Medical Center	2,633	0:46:11
San Francisco	20447	Saint Francis Memorial Hospital	928	0:46:08
Los Angeles	20387	San Gabriel Valley Medical Center	197	0:46:07
Los Angeles	20210	Kaiser Permanente, Woodland Hills	242	0:45:29
San Diego	20409	Scripps Mercy Hospital, Chula Vista	998	0:45:17
Santa Clara	20150	Good Samaritan Hospital, San Jose	980	0:44:46
Central California	20001	Adventist Health Hanford	959	0:44:40
Riverside	20441	Rancho Springs Medical Center	611	0:44:37
Los Angeles	20055	Centinela Hospital Medical Center	2,098	0:44:36
San Diego	62393	Kaiser Permanente, San Diego Medical Center	572	0:44:09
Los Angeles	20532	Whittier Hospital Medical Center	224	0:43:47
San Diego	20406	Scripps Memorial Hospital, Encinitas	683	0:43:33
Los Angeles	20207	Kaiser Permanente, Los Angeles	419	0:43:08
Alameda	20011	Alta Bates Summit Medical Center, Summit Campus	1,164	0:43:05
Kern	20281	Mercy Hospital	587	0:43:01
Los Angeles	20328	College Medical Center	271	0:43:00
Central California	20085	Community Regional Medical Center, Fresno	3,781	0:42:26
Los Angeles	20144	Adventist Health Glendale	689	0:42:02
San Francisco	20050	CPMC Mission Bernal Campus	788	0:42:02
Los Angeles	20518	USC Verdugo Hills Hospital	170	0:42:00
San Joaquin	20212	Kaiser Permanente, Manteca	343	0:41:51
Kern	20027	Bakersfield Heart Hospital	266	0:41:38
San Diego	20417	Sharp Coronado Hospital and Healthcare Center	276	0:41:26
Orange	20527	West Anaheim Medical Center	1,018	0:41:25
Los Angeles	20356	Providence Little Company of Mary Medical Center, San Pedro	260	0:41:23
ICEMA	20083	Community Hospital of San Bernardino	546	0:41:15
Central California	20070	Clovis Community Medical Center	1,984	0:41:08
Stanislaus	20213	Kaiser Permanente, Modesto	538	0:41:07
San Joaquin	20247	Adventist Health Lodi Memorial	774	0:41:04
San Diego	20407	Scripps Memorial Hospital, La Jolla	1,231	0:40:57
Riverside	20388	San Geronimo Memorial Hospital	809	0:40:50
Los Angeles	60988	Martin Luther King, Jr. Community Hospital	1,132	0:40:37
Orange	20172	Huntington Beach Hospital	442	0:40:27
Orange	20560	Kaiser Permanente, Anaheim	414	0:40:27
Sacramento	20280	Mercy General Hospital	812	0:40:12
Los Angeles	20361	Providence Tarzana Medical Center	247	0:40:00
Los Angeles	20360	Providence Saint Joseph Medical Center	1,210	0:40:00
Sacramento	20508	UC Davis Medical Center	1,361	0:39:36
San Francisco	20048	California Pacific Medical Center, Davies Campus Hospital	407	0:39:05
Orange	20530	Anaheim Global Medical Center	231	0:39:05
Stanislaus	20275	Memorial Medical Center, Modesto	1,914	0:39:03
Sacramento	20282	Mercy Hospital of Folsom	533	0:38:57
Alameda	20008	Alta Bates Summit Medical Center, Alta Bates Campus	393	0:38:54

All data represented in this report is sourced from CEMIS with a run date of April 10, 2025. CEMIS records are populated by participating EMS providers documented care in the pre-hospital setting through direct transmission into CEMIS or passed through their local EMS Agency (LEMSA). Not all EMS providers in all LEMSAs are CEMIS participants, therefore this report does not reflect 100% of EMS interactions and records meeting APOT criteria.

## Licensed Emergency Department APOT Ranking (February 2025) (3 of 5)

Hospital LEMSA	CEMSIS Facility ID	CEMSIS Facility Name	February 2025 Count	February 2025 APOT
Stanislaus	20119	Emanuel Medical Center	589	0:38:46
Orange	20458	St. Jude Medical Center	1,030	0:38:35
Contra Costa	20179	John Muir Medical Center, Concord	1,034	0:38:26
Los Angeles	20377	Ronald Reagan UCLA Medical Center	495	0:38:06
Los Angeles	20145	Glendale Memorial Hospital and Health Center	460	0:38:06
Kern	20488	Adventist Health Tehachapi Valley	292	0:38:03
ICEMA	20066	Chino Valley Medical Center	371	0:37:44
Contra Costa	20208	Kaiser Permanente, Walnut Creek	876	0:37:35
San Diego	20561	Palomar Medical Center	1,414	0:37:35
San Joaquin	20484	Sutter Tracy Community Hospital	349	0:37:17
Orange	20188	Kaiser Permanente, Irvine	490	0:37:10
Orange	20130	UCI Health - Fountain Valley	800	0:37:03
San Francisco	20386	Zuckerberg San Francisco General Hospital and Trauma Center	1,208	0:37:00
ICEMA	20252	Loma Linda University Medical Center	1,239	0:36:52
San Francisco	20462	St. Mary's Medical Center, San Francisco	709	0:36:05
Los Angeles	20163	Henry Mayo Newhall Memorial Hospital	1,011	0:36:00
Santa Clara	20202	Kaiser Permanente, Santa Clara Medical Center and Medical Offices	789	0:35:57
Kern	20096	Delano Regional Medical Center	266	0:35:41
Stanislaus	20101	Doctors Medical Center	1,537	0:35:35
Merced	20274	Memorial Hospital Los Banos	258	0:35:32
Orange	20002	AHMC Anaheim Regional Medical Center	646	0:35:02
Imperial	20117	El Centro Regional Medical Center	418	0:34:44
San Diego	20364	Rady Children's Hospital	527	0:34:02
Los Angeles	20108	East Los Angeles Doctors Hospital	329	0:33:54
ICEMA	64989	Loma Linda University Children's Hospital	171	0:33:50
Orange	20074	South Coast Global Medical Center	350	0:33:43
Yolo	20473	Sutter Davis Hospital	304	0:33:43
Yolo	20533	Woodland Memorial Hospital	323	0:33:37
Sacramento	20286	Mercy San Juan Medical Center	1,834	0:33:28
Sierra-Sacramento Valley	20481	Sutter Roseville Medical Center	1,496	0:33:25
Solano	20216	Kaiser Permanente, Vacaville	640	0:33:16
Santa Clara	20116	El Camino Hospital Los Gatos	151	0:33:04
Coastal Valleys	20478	Sutter Santa Rosa Regional Hospital	758	0:32:26
Los Angeles	20509	University of California, Irvine Medical Center	885	0:32:24
Orange	20509	University of California, Irvine Medical Center	885	0:32:24
Sacramento	20288	Methodist Hospital of Sacramento	849	0:32:24
San Diego	62989	Kaiser Foundation Hospital, San Marcos	250	0:32:23
Los Angeles	20242	LAC USC Medical Center	1,579	0:32:01
Los Angeles	20173	Huntington Memorial Hospital	1,158	0:32:00
Santa Clara	20200	Kaiser Permanente, San Jose	784	0:31:06
Orange	20345	UCI Health - Placentia Linda	598	0:30:57
Alameda	20005	Alameda Hospital	340	0:30:53
Riverside	20375	Riverside University Health System Medical Center	1,670	0:30:52
ICEMA	20444	St. Bernardine Medical Center	1,383	0:30:47
Los Angeles	20191	Kaiser Permanente, Panorama City	240	0:30:28
Sierra-Sacramento Valley	20423	Shasta Regional Medical Center	491	0:30:22
Ventura	20453	Saint John's Regional Medical Center	1,000	0:30:14
Alameda	20059	Children's Hospital & Research Center Oakland	124	0:30:08
Riverside	20339	Parkview Community Hospital Medical Center	751	0:29:55
Los Angeles	20424	Sherman Oaks Hospital	375	0:29:51
Orange	20295	Mission Hospital Laguna Beach	396	0:29:39
Los Angeles	20315	Northridge Hospital Medical Center	1,169	0:29:31
ICEMA	20382	San Antonio Regional Hospital	1,718	0:29:18
Los Angeles	20382	San Antonio Regional Hospital	1,718	0:29:18
Imperial	20344	Pioneers Memorial Hospital	298	0:28:56
Ventura	20261	Los Robles Hospital & Medical Center	858	0:28:44
ICEMA	20366	Redlands Community Hospital	863	0:28:22
Orange	20308	Foothill Regional Medical Center	114	0:28:21
Kern	20225	Kern Valley Healthcare District	133	0:28:13
Santa Cruz	20105	Dominican Hospital, Santa Cruz	1,004	0:27:47
Santa Clara	20368	Regional Medical Center of San Jose	1,073	0:27:38
Los Angeles	20294	Mission Community Hospital	271	0:27:35
ICEMA	20555	Kaiser Permanente, Ontario	728	0:27:11
Riverside	20097	Desert Regional Medical Center	1,329	0:26:55
Ventura	20084	Community Memorial Hospital, San Buenaventura	594	0:26:49
Ventura	20516	Ventura County Medical Center	452	0:26:43
San Luis Obispo	20135	French Hospital Medical Center	321	0:26:25
San Francisco	20065	Chinese Hospital	141	0:26:16
Monterey	20381	Salinas Valley Memorial Hospital	631	0:26:06
Orange	20529	Orange County Global Medical Center	854	0:26:00

All data represented in this report is sourced from CEMSIS with a run date of April 10, 2025. CEMSIS records are populated by participating EMS providers documented care in the pre-hospital setting through direct transmission into CEMSIS or passed through their local EMS Agency (LEMSA). Not all EMS providers in all LEMSAs are CEMSIS participants, therefore this report does not reflect 100% of EMS interactions and records meeting APOT criteria.

## Licensed Emergency Department APOT Ranking (February 2025) (4 of 5)

Hospital LEMSA	CEMSIS Facility ID	CEMSIS Facility Name	February 2025 Count	February 2025 APOT
Los Angeles	20258	Olive View UCLA Medical Center	302	0:25:55
San Joaquin	20099	Doctors Hospital of Manteca	383	0:25:39
Sierra-Sacramento Valley	20326	Oroville Hospital	669	0:25:19
Solano	20309	NorthBay Medical Center	789	0:25:08
ICEMA	20300	Montclair Hospital Medical Center	209	0:24:53
Orange	20325	Orange Coast Memorial Medical Center	448	0:24:37
Coastal Valleys	20203	Kaiser Permanente, Santa Rosa	740	0:24:34
Santa Clara	20115	El Camino Hospital	858	0:24:32
Central California	20410	Adventist Health Selma	202	0:24:31
San Mateo	20342	Mills-Peninsula Medical Center	1,179	0:24:31
Orange	20455	St. Joseph Hospital, Orange	1,246	0:24:30
Solano	20482	Sutter Solano Medical Center	453	0:24:23
Sierra-Sacramento Valley	20470	Sutter Auburn Faith Hospital	397	0:24:08
Los Angeles	20514	Valley Presbyterian Hospital	493	0:23:53
Sacramento	20197	Kaiser Permanente, Sacramento Medical Center	1,635	0:23:39
Los Angeles	20120	Encino Hospital Medical Center	142	0:23:33
ICEMA	20019	Arrowhead Regional Medical Center	971	0:23:33
Central California	20427	Adventist Health Reedley	167	0:23:32
Solano	20193	Kaiser Permanente, Vallejo	659	0:23:25
Central California	20500	Tulare Regional Medical Center	271	0:23:00
Orange	20239	La Palma Intercommunity Hospital	174	0:22:46
Orange	20296	Mission Hospital	1,855	0:22:24
ICEMA	20184	Kaiser Permanente, Fontana	1,350	0:21:54
Riverside	20114	Eisenhower Medical Center	1,670	0:21:10
Los Angeles	20354	Providence Holy Cross Medical Center	520	0:21:08
Central California	20061	Valley Children's Hospital	410	0:21:05
Sierra-Sacramento Valley	20371	Adventist Health Rideout	1,490	0:20:44
Orange	20379	MemorialCare Saddleback Medical Center	1,019	0:20:27
ICEMA	20165	Hi-Desert Medical Center	507	0:20:25
El Dorado	20272	Marshall Medical Center	599	0:20:14
Los Angeles	20140	Garfield Medical Center	304	0:20:10
Monterey	20306	Natividad Medical Center	638	0:19:58
Contra Costa	20396	San Ramon Regional Medical Center	250	0:19:41
Riverside	20177	JFK - John F Kennedy Memorial Hospital	730	0:19:34
Santa Clara	20459	St. Louise Regional Hospital	380	0:19:30
Stanislaus	20319	Oak Valley Hospital	111	0:19:29
Santa Clara	20465	Stanford Health Care	614	0:19:14
Los Angeles	20301	Monterey Park Hospital	118	0:19:04
Coastal Valleys	20402	Santa Rosa Memorial Hospital, Montgomery	1,244	0:19:04
Sierra-Sacramento Valley	20445	St. Elizabeth Community Hospital	416	0:19:00
Los Angeles	20007	Alhambra Hospital	225	0:18:00
Ventura	20452	Saint John's Pleasant Valley Hospital	387	0:17:48
ICEMA	20034	Bear Valley Community Healthcare District	198	0:17:48
Monterey	20080	Community Hospital of the Monterey Peninsula	855	0:17:23
San Francisco	62338	UCSF Medical Center at Mission Bay	89	0:17:13
North Coast	20449	Adventist Health Clearlake	282	0:17:03
Mountain Counties	20469	Sutter Amador Hospital	371	0:17:00
Santa Cruz	20526	Watsonville Community Hospital	280	0:16:47
Ventura	20517	Ventura County Medical Center - Santa Paula Hospital	185	0:16:44
Coastal Valleys	20343	Petaluma Valley Hospital	369	0:16:40
Los Angeles	20062	Children's Hospital Los Angeles	91	0:16:22
San Mateo	20414	Seton Medical Center	263	0:16:20
San Luis Obispo	20431	Sierra Vista Regional Medical Center	341	0:16:00
Santa Barbara	20398	Santa Barbara Cottage Hospital	909	0:15:56
Ventura	20323	Ojai Valley Community Hospital	113	0:15:54
San Mateo	20413	Sequoia Hospital	220	0:15:54
Orange	20166	Hoag Hospital Irvine	940	0:15:22
San Luis Obispo	20502	Twin Cities Community Hospital	380	0:15:20
Ventura	20434	Adventist Health Simi Valley	585	0:15:14
Los Angeles	20331	Pacific Hospital of the Valley	190	0:15:01
Napa	20362	Queen Of The Valley Medical Center	628	0:15:00
Solano	20310	NorthBay VacaValley Hospital	429	0:15:00
Marin	20201	Kaiser Permanente, San Rafael	384	0:14:53
San Mateo	20206	Kaiser Permanente, South San Francisco	441	0:14:47
Orange	20167	Hoag Hospital Newport Beach	1,376	0:14:02
Sierra-Sacramento Valley	20040	Orchard Hospital	64	0:13:55
Sierra-Sacramento Valley	20122	Enloe Medical Center, Esplanade	1,311	0:13:49
San Benito	20156	Hazel Hawkins Memorial Hospital	169	0:13:46
ICEMA	20032	Barstow Community Hospital	362	0:13:43
Marin	20269	Marin Health Medical Center	686	0:13:19

All data represented in this report is sourced from CEMIS with a run date of April 10, 2025. CEMIS records are populated by participating EMS providers documented care in the pre-hospital setting through direct transmission into CEMIS or passed through their local EMS Agency (LEMSA). Not all EMS providers in all LEMSAs are CEMIS participants, therefore this report does not reflect 100% of EMS interactions and records meeting APOT criteria.

## Licensed Emergency Department APOT Ranking (February 2025) (5 of 5)

Hospital LEMSA	CEMSIS Facility ID	CEMSIS Facility Name	February 2025 Count	February 2025 APOT
Orange	20063	Children's Hospital of Orange County	439	0:13:18
San Luis Obispo	20020	Arroyo Grande Community Hospital	270	0:12:32
Santa Barbara	20267	Marian Regional Medical Center	851	0:11:36
Coastal Valleys	20157	Healdsburg District Hospital	80	0:11:33
Riverside	20334	Palo Verde Hospital	138	0:11:32
Coastal Valleys	20436	Sonoma Valley Hospital	179	0:10:41
Santa Barbara	20147	Goleta Valley Cottage Hospital	234	0:10:39
NorCal	20499	Trinity Hospital	68	0:10:30
Sierra-Sacramento Valley	20428	Sierra Nevada Memorial Hospital	470	0:10:00
Coastal Valleys	20506	Adventist Health Ukiah Valley	198	0:10:00
Mountain Counties	20271	Mark Twain Medical Center	140	0:10:00
Santa Barbara	20253	Lompoc Valley Medical Center	250	0:09:58
Tuolumne	20438	Adventist Health Sonora, Greenley	411	0:09:51
Napa	20448	Adventist Health St. Helena	85	0:09:41
ICEMA	20266	Mammoth Hospital	108	0:09:34
Santa Barbara	20404	Santa Ynez Valley Cottage Hospital	93	0:09:22
El Dorado	20033	Barton Memorial Hospital	156	0:09:11
Marin	20317	Novato Community Hospital	195	0:08:37
NorCal	20030	Banner Lassen Medical Center	151	0:08:00
Coastal Valleys	20132	Adventist Health Howard Memorial	88	0:07:19
Sierra-Sacramento Valley	20146	Glenn Medical Center	70	0:07:16
Sierra-Sacramento Valley	20486	Tahoe Forest Hospital	200	0:06:55
Coastal Valleys	20277	Adventist Health Mendocino Coast	134	0:06:42
North Coast	20454	Saint Joseph Hospital, Eureka	580	0:06:24
ICEMA	20077	Colorado River Medical Center	60	0:06:14
Sierra-Sacramento Valley	20124	Fairchild Medical Center	164	0:06:00
North Coast	20476	Sutter Lakeside Hospital	116	0:05:54
North Coast	20367	Redwood Memorial Hospital	148	0:05:49
Sierra-Sacramento Valley	20285	Mercy Medical Center, Mt. Shasta	123	0:05:48
North Coast	20264	Mad River Community Hospital	247	0:04:33
Sierra-Sacramento Valley	20273	Mayers Memorial Hospital District	64	0:04:00

All data represented in this report is sourced from CEMSIS with a run date of April 10, 2025. CEMSIS records are populated by participating EMS providers documented care in the pre-hospital setting through direct transmission into CEMSIS or passed through their local EMS Agency (LEMSA). Not all EMS providers in all LEMSAs are CEMSIS participants, therefore this report does not reflect 100% of EMS interactions and records meeting APOT criteria.

## Licensed Emergency Department APOT Ranking (March 2025) (1 of 5)

Hospital LEMSA	CEMSIS Facility ID	CEMSIS Facility Name	March 2025 Count	March 2025 APOT
Los Angeles	20215	Kaiser Permanente, Downey	483	1:43:47
Los Angeles	20183	Kaiser Permanente, Baldwin Park	309	1:26:22
Los Angeles	20081	Community Hospital of Huntington Park	344	1:25:05
Los Angeles	20446	Saint Francis Medical Center	1,201	1:22:42
Los Angeles	20401	Santa Monica - UCLA Medical Center and Orthopaedic Hospital	316	1:20:15
Riverside	20090	Corona Regional Medical Center	923	1:19:24
San Diego	20337	Paradise Valley Hospital	455	1:13:27
Los Angeles	20244	Lakewood Regional Medical Center	386	1:12:41
Central California	20265	Madera Community Hospital	200	1:11:46
San Francisco	20504	UCSF Medical Center at Parnassus	741	1:11:41
Los Angeles	20152	Greater El Monte Community Hospital	296	1:08:16
Kern	20028	Bakersfield Memorial Hospital	1,602	1:07:55
Los Angeles	20129	Foothill Presbyterian Hospital	407	1:07:15
Riverside	20162	Hemet Valley Medical Center	1,122	1:05:39
ICEMA	20461	St. Mary Medical Center	1,563	1:05:30
Riverside	20442	Inland Valley Medical Center	1,048	1:05:08
Riverside	20195	Kaiser Permanente, Riverside	555	1:04:24
Los Angeles	20038	Beverly Hospital	324	1:03:40
Los Angeles	20451	Providence Saint John's Health Center	670	1:03:39
Alameda	20004	Alameda County Medical Center, Highland	1,033	1:03:18
Central California	20186	Kaiser Permanente, Fresno	950	1:01:34
Los Angeles	20106	PIH Health Hospital, Downey	487	1:01:00
San Diego	20419	Sharp Memorial Hospital	1,654	1:00:41
San Diego	20510	University of California, San Diego Medical Center	1,555	0:58:45
ICEMA	20520	Victor Valley Global Medical Center	709	0:58:28
Los Angeles	20054	Cedars-Sinai Medical Center	1,163	0:58:00
Santa Clara	20400	Santa Clara Valley Medical Center	1,304	0:57:48
San Francisco	20199	Kaiser Permanente, San Francisco	572	0:57:44
Alameda	20525	Washington Hospital, Fremont	1,015	0:57:01
Alameda	20190	Kaiser Permanente, Oakland Medical Center	732	0:56:39
Central California	20429	Sierra View Medical Center	597	0:56:23
Los Angeles	20531	Adventist Health White Memorial	197	0:56:19
Los Angeles	20240	Harbor UCLA Medical Center	952	0:56:09
Los Angeles	20073	Coast Plaza Hospital	235	0:55:11
San Diego	20198	Kaiser Permanente, San Diego	762	0:54:28
Kern	20224	Kern Medical	1,304	0:54:12
San Diego	20416	Sharp Chula Vista Medical Center	1,201	0:54:05
Contra Costa	20180	John Muir Medical Center, Walnut Creek	1,204	0:54:02
Los Angeles	20528	West Hills Hospital and Medical Center	487	0:53:52
Riverside	20374	Riverside Community Hospital	1,935	0:53:41
Alameda	62356	Kaiser Permanente, San Leandro Medical Center	816	0:53:16
Alameda	20185	Kaiser Permanente, Fremont	562	0:53:14
ICEMA	20098	Desert Valley Hospital	1,025	0:53:07
Contra Costa	20194	Kaiser Permanente, Richmond	1,147	0:53:06
Los Angeles	20348	Pomona Valley Hospital Medical Center	1,227	0:52:50
Los Angeles	20067	Emanuel Health - InterCommunity Hospital	306	0:52:03
Los Angeles	20289	Methodist Hospital of Southern California	746	0:52:00
Los Angeles	20357	Providence Little Company of Mary Medical Center, Torrance	546	0:51:48
Los Angeles	20270	Marina Del Rey Hospital	479	0:51:00
Orange	20139	Garden Grove Hospital and Medical Center	423	0:50:50
Los Angeles	20350	PIH Health Hospital, Whittier	579	0:50:26
Merced	20283	Mercy Medical Center, Merced	1,463	0:50:13
Kern	20389	Adventist Health Bakersfield	1,593	0:49:39
Alameda	20112	Eden Medical Center	992	0:49:32
Los Angeles	20018	Antelope Valley Hospital	1,776	0:49:26
Riverside	20211	Kaiser Permanente, Moreno Valley	435	0:48:48
Los Angeles	20045	California Hospital Medical Center	577	0:48:31
Sierra-Sacramento Valley	20284	Mercy Medical Center, Redding	1,288	0:48:00
San Diego	20153	Sharp Grossmont Hospital	2,266	0:47:56
Alameda	20515	Stanford Health Care - ValleyCare	697	0:47:24
Central California	20219	Kaweah Delta Medical Center	2,110	0:47:19
San Diego	20497	Tri-City Medical Center	78	0:46:58
Riverside	20559	Temecula Valley Hospital	610	0:46:33
Los Angeles	20042	Southern California Hospital at Culver City	214	0:46:29
Los Angeles	20333	Palmdale Regional Medical Center	1,036	0:46:07
Alameda	20393	San Leandro Hospital	538	0:46:01
Los Angeles	20496	Torrance Memorial Medical Center	521	0:45:52
San Diego	62998	UC San Diego Health East Campus Medical Center	666	0:45:44
Los Angeles	20210	Kaiser Permanente, Woodland Hills	247	0:45:41

All data represented in this report is sourced from CEMIS with a run date of April 10, 2025. CEMIS records are populated by participating EMS providers documented care in the pre-hospital setting through direct transmission into CEMIS or passed through their local EMS Agency (LEMSA). Not all EMS providers in all LEMSAs are CEMIS participants, therefore this report does not reflect 100% of EMS interactions and records meeting APOT criteria.



## Licensed Emergency Department APOT Ranking (March 2025) (2 of 5)

Hospital LEMSA	CEMSIS Facility ID	CEMSIS Facility Name	March 2025 Count	March 2025 APOT
Kern	20488	Adventist Health Tehachapi Valley	286	0:45:25
Los Angeles	20149	Good Samaritan Hospital, Los Angeles	893	0:45:21
Los Angeles	20068	Citrus Valley Medical Center, Queen of the Valley Campus	674	0:45:00
Los Angeles	20460	St. Mary Medical Center, Long Beach	780	0:45:00
San Diego	20347	Pomerado Hospital	380	0:44:59
San Joaquin	20150	Good Samaritan Hospital, San Jose	1,071	0:44:24
Los Angeles	20255	MemorialCare Long Beach Medical Center	879	0:44:12
San Diego	20408	Scripps Mercy Hospital	2,142	0:44:03
Contra Costa	20087	Contra Costa Regional Medical Center	434	0:44:01
San Francisco	62636	CPMC-Van Ness	1,027	0:44:00
Orange	20256	UCI Health - Los Alamitos	608	0:43:51
San Joaquin	20457	St. Joseph's Medical Center of Stockton	2,205	0:43:46
San Joaquin	20094	Dameron Hospital	699	0:43:43
Kern	20281	Mercy Hospital	652	0:43:36
San Joaquin	20321	O'Connor Hospital, San Jose	1,239	0:43:31
Contra Costa	20214	Kaiser Permanente, Antioch	943	0:43:30
Kern	20287	Mercy Hospital SW - Bakersfield	599	0:43:25
Los Angeles	20316	Norwalk Community Hospital	84	0:43:19
Los Angeles	20204	Kaiser Permanente, South Bay	427	0:43:16
Los Angeles	20108	East Los Angeles Doctors Hospital	371	0:43:07
ICEMA	20083	Community Hospital of San Bernardino	601	0:42:48
Los Angeles	20171	Hollywood Presbyterian Medical Center	599	0:42:16
San Francisco	20447	Saint Francis Memorial Hospital	899	0:42:06
Alameda	20011	Alta Bates Summit Medical Center, Summit Campus	1,214	0:41:54
Central California	20085	Community Regional Medical Center, Fresno	4,102	0:41:41
Stanislaus	20119	Emanuel Medical Center	656	0:41:10
Sacramento	20508	UC Davis Medical Center	1,444	0:40:59
Orange	20530	Anaheim Global Medical Center	288	0:40:57
Riverside	20278	Menifee Valley Medical Center	345	0:40:53
Sacramento	20475	Sutter Medical Center - Sacramento	1,556	0:40:49
Los Angeles	20209	Kaiser Permanente, West Los Angeles	586	0:40:47
Central California	20001	Adventist Health Hanford	1,059	0:40:38
Central California	20070	Clovis Community Medical Center	2,224	0:40:16
San Diego	20407	Scripps Memorial Hospital, La Jolla	1,354	0:40:11
Riverside	20388	San Geronio Memorial Hospital	813	0:40:10
Los Angeles	20207	Kaiser Permanente, Los Angeles	515	0:40:07
Los Angeles	20144	Adventist Health Glendale	564	0:39:45
Los Angeles	20055	Centinela Hospital Medical Center	2,164	0:39:43
San Joaquin	20391	San Joaquin General Hospital	1,078	0:39:32
Central California	20443	Saint Agnes Medical Center	2,685	0:39:27
San Diego	20409	Scripps Mercy Hospital, Chula Vista	1,036	0:39:09
Central California	20500	Tulare Regional Medical Center	267	0:38:27
Imperial	20117	El Centro Regional Medical Center	468	0:38:26
Kern	20027	Bakersfield Heart Hospital	336	0:38:22
Los Angeles	20328	College Medical Center	160	0:38:09
Los Angeles	20360	Providence Saint Joseph Medical Center	1,048	0:37:59
Riverside	20441	Rancho Springs Medical Center	653	0:37:50
San Francisco	20050	CPMC Mission Bernal Campus	800	0:37:45
Los Angeles	20532	Whittier Hospital Medical Center	216	0:37:35
Alameda	20008	Alta Bates Summit Medical Center, Alta Bates Campus	355	0:37:27
Los Angeles	20356	Providence Little Company of Mary Medical Center, San Pedro	280	0:37:24
San Diego	62393	Kaiser Permanente, San Diego Medical Center	575	0:37:08
Contra Costa	20208	Kaiser Permanente, Walnut Creek	967	0:36:51
San Francisco	20386	Zuckerberg San Francisco General Hospital and Trauma Center	1,328	0:36:25
San Joaquin	20247	Adventist Health Lodi Memorial	746	0:36:23
Contra Costa	20474	Sutter Delta Medical Center	1,084	0:36:09
Sacramento	20205	Kaiser Permanente, South Sacramento Medical Center	1,432	0:35:56
Sierra-Sacramento Valley	20196	Kaiser Permanente, Roseville Medical Center	815	0:35:51
San Diego	20364	Rady Children's Hospital	564	0:35:39
Riverside	20535	Loma Linda University Medical Center, Murietta	839	0:35:35
Sacramento	20282	Mercy Hospital of Folsom	536	0:35:18
Kern	20372	Ridgecrest Regional Hospital	241	0:35:12
Yolo	20473	Sutter Davis Hospital	336	0:35:12
Los Angeles	20385	San Dimas Community Hospital	193	0:35:11
Alameda	20463	Saint Rose Hospital	439	0:35:05
Alameda	20059	Children's Hospital & Research Center Oakland	130	0:35:01
Los Angeles	60988	Martin Luther King, Jr. Community Hospital	1,237	0:34:55
ICEMA	20252	Loma Linda University Medical Center	1,324	0:34:49
Sacramento	20280	Mercy General Hospital	829	0:34:41
Los Angeles	20518	USC Verdugo Hills Hospital	170	0:34:36

All data represented in this report is sourced from CEMSI with a run date of April 10, 2025. CEMSI records are populated by participating EMS providers documented care in the pre-hospital setting through direct transmission into CEMSI or passed through their local EMS Agency (LEMSA). Not all EMS providers in all LEMSAs are CEMSI participants, therefore this report does not reflect 100% of EMS interactions and records meeting APOT criteria.

## Licensed Emergency Department APOT Ranking (March 2025) (3 of 5)

Hospital LEMSA	CEMSIS Facility ID	CEMSIS Facility Name	March 2025 Count	March 2025 APOT
San Francisco	20048	California Pacific Medical Center, Davies Campus Hospital	415	0:34:16
Los Angeles	20163	Henry Mayo Newhall Memorial Hospital	1,115	0:34:05
San Diego	20417	Sharp Coronado Hospital and Healthcare Center	301	0:33:53
San Diego	20406	Scripps Memorial Hospital, Encinitas	713	0:33:37
Los Angeles	20276	Memorial Hospital Of Gardena	890	0:33:34
Los Angeles	20145	Glendale Memorial Hospital and Health Center	340	0:33:00
Los Angeles	20377	Ronald Reagan UCLA Medical Center	547	0:32:54
Merced	20274	Memorial Hospital Los Banos	269	0:32:40
Los Angeles	20361	Providence Tarzana Medical Center	343	0:32:27
Yolo	20533	Woodland Memorial Hospital	360	0:32:20
San Joaquin	20484	Sutter Tracy Community Hospital	410	0:31:55
Orange	20130	UCI Health - Fountain Valley	910	0:31:52
San Francisco	20462	St. Mary's Medical Center, San Francisco	687	0:31:49
Orange	20560	Kaiser Permanente, Anaheim	430	0:31:25
Stanislaus	20213	Kaiser Permanente, Modesto	572	0:31:08
Orange	20527	West Anaheim Medical Center	1,031	0:31:02
Los Angeles	20387	San Gabriel Valley Medical Center	146	0:30:57
Ventura	20453	Saint John's Regional Medical Center	1,040	0:30:56
San Diego	20561	Palomar Medical Center	1,419	0:30:18
Santa Clara	20202	Kaiser Permanente, Santa Clara Medical Center and Medical Offices	884	0:30:13
Contra Costa	20179	John Muir Medical Center, Concord	1,048	0:30:12
Los Angeles	20424	Sherman Oaks Hospital	393	0:30:02
Los Angeles	20191	Kaiser Permanente, Panorama City	310	0:29:58
Sacramento	20288	Methodist Hospital of Sacramento	792	0:29:54
Orange	20172	Huntington Beach Hospital	399	0:29:53
Sacramento	20286	Mercy San Juan Medical Center	1,609	0:29:42
Los Angeles	20242	LAC USC Medical Center	1,716	0:29:39
Orange	20458	St. Jude Medical Center	1,293	0:29:39
Orange	20074	South Coast Global Medical Center	267	0:29:37
Kern	20096	Delano Regional Medical Center	235	0:29:32
Los Angeles	20258	Olive View UCLA Medical Center	319	0:29:06
Orange	20308	Foothill Regional Medical Center	104	0:29:03
Los Angeles	20173	Huntington Memorial Hospital	991	0:29:02
ICEMA	20382	San Antonio Regional Hospital	1,885	0:29:01
Los Angeles	20382	San Antonio Regional Hospital	1,885	0:29:01
Los Angeles	20315	Northridge Hospital Medical Center	1,349	0:28:59
Riverside	20375	Riverside University Health System Medical Center	1,779	0:28:56
San Francisco	20065	Chinese Hospital	156	0:28:54
Central California	20410	Adventist Health Selma	240	0:28:28
ICEMA	64989	Loma Linda University Children's Hospital	170	0:28:07
Santa Clara	20368	Regional Medical Center of San Jose	1,052	0:27:45
Solano	20216	Kaiser Permanente, Vacaville	574	0:27:42
ICEMA	20444	St. Bernardine Medical Center	1,576	0:27:41
Los Angeles	20514	Valley Presbyterian Hospital	442	0:27:38
Stanislaus	20101	Doctors Medical Center	1,593	0:27:37
Coastal Valleys	20478	Sutter Santa Rosa Regional Hospital	715	0:27:30
Sierra-Sacramento Valley	20481	Sutter Roseville Medical Center	1,520	0:27:28
Santa Clara	20200	Kaiser Permanente, San Jose	851	0:27:28
Stanislaus	20275	Memorial Medical Center, Modesto	1,819	0:27:23
Orange	20002	AHMC Anaheim Regional Medical Center	488	0:27:20
San Joaquin	20099	Doctors Hospital of Manteca	428	0:27:19
Los Angeles	20509	University of California, Irvine Medical Center	921	0:27:17
Orange	20509	University of California, Irvine Medical Center	921	0:27:17
San Diego	62989	Kaiser Foundation Hospital, San Marcos	277	0:27:15
ICEMA	20366	Redlands Community Hospital	892	0:27:10
ICEMA	20066	Chino Valley Medical Center	357	0:27:04
Los Angeles	20294	Mission Community Hospital	276	0:26:41
Riverside	20339	Parkview Community Hospital Medical Center	661	0:26:33
Solano	20309	NorthBay Medical Center	905	0:26:00
Santa Clara	20459	St. Louise Regional Hospital	469	0:25:19
Ventura	20084	Community Memorial Hospital, San Buenaventura	637	0:25:17
Sierra-Sacramento Valley	20371	Adventist Health Rideout	973	0:24:56
Solano	20482	Sutter Solano Medical Center	455	0:24:47
Alameda	20005	Alameda Hospital	316	0:24:44
Santa Cruz	20105	Dominican Hospital, Santa Cruz	1,020	0:24:41
Orange	20188	Kaiser Permanente, Irvine	469	0:24:33
Los Angeles	20354	Providence Holy Cross Medical Center	637	0:24:32
ICEMA	20300	Montclair Hospital Medical Center	209	0:24:22
Imperial	20344	Pioneers Memorial Hospital	303	0:24:02
Santa Clara	20116	El Camino Hospital Los Gatos	188	0:23:25

All data represented in this report is sourced from CEMIS with a run date of April 10, 2025. CEMIS records are populated by participating EMS providers documented care in the pre-hospital setting through direct transmission into CEMIS or passed through their local EMS Agency (LEMSA). Not all EMS providers in all LEMSAs are CEMIS participants, therefore this report does not reflect 100% of EMS interactions and records meeting APOT criteria.

## Licensed Emergency Department APOT Ranking (March 2025) (4 of 5)

Hospital LEMSA	CEMSIS Facility ID	CEMSIS Facility Name	March 2025 Count	March 2025 APOT
Sierra-Sacramento Valley	20470	Sutter Auburn Faith Hospital	395	0:23:09
Solano	20193	Kaiser Permanente, Vallejo	697	0:23:03
Monterey	20381	Salinas Valley Memorial Hospital	608	0:22:47
Orange	20455	St. Joseph Hospital, Orange	1,280	0:22:40
San Luis Obispo	20135	French Hospital Medical Center	358	0:22:30
San Joaquin	20212	Kaiser Permanente, Manteca	384	0:22:26
Orange	20239	La Palma Intercommunity Hospital	155	0:22:25
Santa Clara	20115	El Camino Hospital	817	0:22:25
Ventura	20261	Los Robles Hospital & Medical Center	908	0:22:22
Sierra-Sacramento Valley	20326	Oroville Hospital	762	0:22:19
Orange	20345	UCI Health - Placentia Linda	554	0:22:07
ICEMA	20165	Hi-Desert Medical Center	575	0:22:04
San Francisco	62338	UCSF Medical Center at Mission Bay	90	0:22:03
Orange	20529	Orange County Global Medical Center	866	0:22:03
Riverside	20097	Desert Regional Medical Center	1,461	0:22:02
Sierra-Sacramento Valley	20423	Shasta Regional Medical Center	531	0:22:00
Kern	20225	Kern Valley Healthcare District	136	0:21:46
San Mateo	20342	Mills-Peninsula Medical Center	1,149	0:21:23
Orange	20325	Orange Coast Memorial Medical Center	526	0:21:18
Ventura	20516	Ventura County Medical Center	464	0:21:10
Central California	20061	Valley Children's Hospital	465	0:21:09
Orange	20295	Mission Hospital Laguna Beach	332	0:21:06
ICEMA	20555	Kaiser Permanente, Ontario	802	0:21:00
ICEMA	20184	Kaiser Permanente, Fontana	1,420	0:20:44
Orange	20296	Mission Hospital	2,111	0:20:43
Contra Costa	20396	San Ramon Regional Medical Center	265	0:20:38
ICEMA	20019	Arrowhead Regional Medical Center	1,058	0:20:37
Los Angeles	20301	Monterey Park Hospital	113	0:20:11
Central California	20427	Adventist Health Reedley	210	0:19:58
Monterey	20306	Natividad Medical Center	680	0:19:46
Orange	20379	MemorialCare Saddleback Medical Center	998	0:19:43
Riverside	20114	Eisenhower Medical Center	1,826	0:19:15
Ventura	20452	Saint John's Pleasant Valley Hospital	415	0:19:00
Riverside	20177	JFK - John F Kennedy Memorial Hospital	760	0:18:46
San Luis Obispo	20431	Sierra Vista Regional Medical Center	382	0:18:22
Monterey	20080	Community Hospital of the Monterey Peninsula	841	0:18:21
Coastal Valleys	20203	Kaiser Permanente, Santa Rosa	756	0:18:11
Stanislaus	20319	Oak Valley Hospital	131	0:18:07
Santa Cruz	20526	Watsonville Community Hospital	337	0:18:01
Sacramento	20197	Kaiser Permanente, Sacramento Medical Center	1,504	0:17:38
ICEMA	20034	Bear Valley Community Healthcare District	207	0:17:14
Los Angeles	20140	Garfield Medical Center	260	0:17:11
San Mateo	20414	Seton Medical Center	248	0:17:02
Los Angeles	20007	Alhambra Hospital	199	0:17:00
Santa Clara	20465	Stanford Health Care	653	0:16:57
Coastal Valleys	20402	Santa Rosa Memorial Hospital, Montgomery	1,159	0:16:50
El Dorado	20272	Marshall Medical Center	560	0:16:30
Ventura	20517	Ventura County Medical Center - Santa Paula Hospital	193	0:16:21
Ventura	20434	Adventist Health Simi Valley	604	0:16:18
Sierra-Sacramento Valley	20445	St. Elizabeth Community Hospital	467	0:16:00
Santa Barbara	20253	Lompoc Valley Medical Center	252	0:15:59
Coastal Valleys	20343	Petaluma Valley Hospital	409	0:15:28
Los Angeles	20120	Encino Hospital Medical Center	109	0:15:27
Sierra-Sacramento Valley	20040	Orchard Hospital	60	0:15:09
Riverside	20334	Palo Verde Hospital	140	0:15:06
Santa Barbara	20398	Santa Barbara Cottage Hospital	1,036	0:15:04
Los Angeles	20331	Pacific Hospital of the Valley	197	0:15:01
San Luis Obispo	20502	Twin Cities Community Hospital	404	0:15:01
San Mateo	20206	Kaiser Permanente, South San Francisco	499	0:14:57
Solano	20310	NorthBay VacaValley Hospital	280	0:14:37
San Mateo	20413	Sequoia Hospital	246	0:14:35
Ventura	20323	Ojai Valley Community Hospital	108	0:14:25
Sierra-Sacramento Valley	20122	Enloe Medical Center, Esplanade	1,460	0:14:13
Marin	20269	Marin Health Medical Center	815	0:14:08
Marin	20201	Kaiser Permanente, San Rafael	387	0:14:02
ICEMA	20303	Mountains Community Hospital	71	0:14:02
Mountain Counties	20469	Sutter Amador Hospital	384	0:14:00
North Coast	20449	Adventist Health Clearlake	268	0:13:52
Los Angeles	20062	Children's Hospital Los Angeles	94	0:13:44
San Benito	20156	Hazel Hawkins Memorial Hospital	202	0:13:40

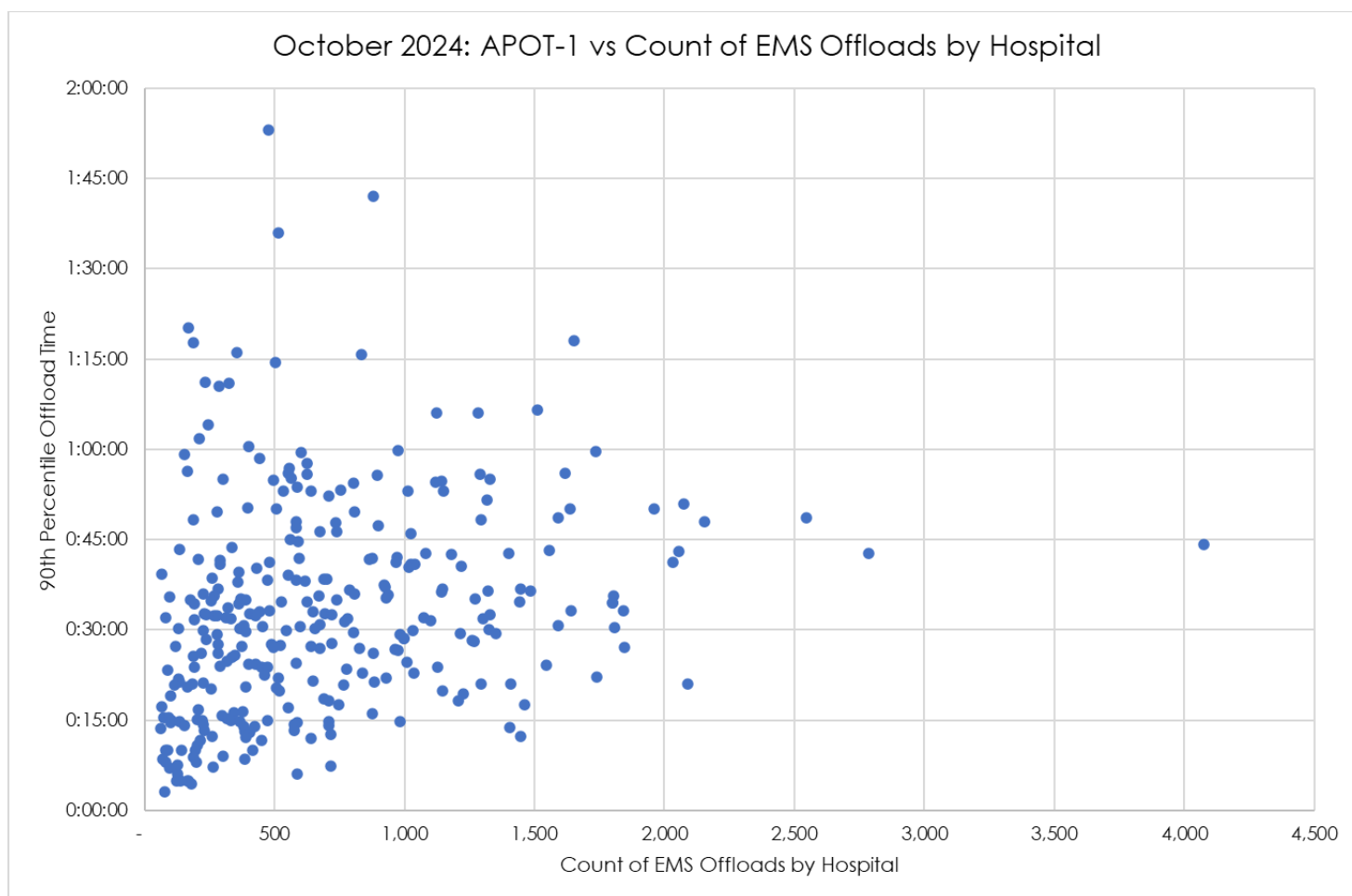
All data represented in this report is sourced from CEMIS with a run date of April 10, 2025. CEMIS records are populated by participating EMS providers documented care in the pre-hospital setting through direct transmission into CEMIS or passed through their local EMS Agency (LEMSA). Not all EMS providers in all LEMSAs are CEMIS participants, therefore this report does not reflect 100% of EMS interactions and records meeting APOT criteria.

## Licensed Emergency Department APOT Ranking (March 2025) (5 of 5)

Hospital LEMSA	CEMSIS Facility ID	CEMSIS Facility Name	March 2025 Count	March 2025 APOT
Orange	20166	Hoag Hospital Irvine	978	0:13:40
Orange	20167	Hoag Hospital Newport Beach	1,528	0:13:08
Napa	20362	Queen Of The Valley Medical Center	643	0:12:59
ICEMA	20032	Barstow Community Hospital	405	0:12:45
Tuolumne	20438	Adventist Health Sonora, Greenley	451	0:12:36
Santa Barbara	20404	Santa Ynez Valley Cottage Hospital	87	0:11:57
Santa Barbara	20267	Marian Regional Medical Center	865	0:11:38
Orange	20063	Children's Hospital of Orange County	438	0:11:31
San Luis Obispo	20020	Arroyo Grande Community Hospital	287	0:11:27
Coastal Valleys	20157	Healdsburg District Hospital	74	0:10:29
El Dorado	20033	Barton Memorial Hospital	191	0:10:20
Sierra-Sacramento Valley	20428	Sierra Nevada Memorial Hospital	565	0:10:00
Santa Barbara	20147	Galeta Valley Cottage Hospital	208	0:09:36
Coastal Valleys	20436	Sonoma Valley Hospital	210	0:09:26
Marin	20317	Novato Community Hospital	194	0:09:11
ICEMA	20266	Mammoth Hospital	103	0:08:35
NorCal	20030	Banner Lassen Medical Center	163	0:07:48
Coastal Valleys	20506	Adventist Health Ukiah Valley	211	0:07:47
Coastal Valleys	20132	Adventist Health Howard Memorial	103	0:07:37
Mountain Counties	20271	Mark Twain Medical Center	148	0:07:18
North Coast	20476	Sutter Lakeside Hospital	89	0:07:12
Napa	20448	Adventist Health St. Helena	70	0:07:06
Sierra-Sacramento Valley	20146	Glenn Medical Center	91	0:06:03
Sierra-Sacramento Valley	20285	Mercy Medical Center, Mt. Shasta	100	0:06:00
Coastal Valleys	20277	Adventist Health Mendocino Coast	148	0:06:00
North Coast	20454	Saint Joseph Hospital, Eureka	634	0:05:44
Sierra-Sacramento Valley	20486	Tahoe Forest Hospital	206	0:05:32
Sierra-Sacramento Valley	20124	Fairchild Medical Center	193	0:05:00
North Coast	20367	Redwood Memorial Hospital	138	0:04:28
ICEMA	20077	Colorado River Medical Center	67	0:04:22
North Coast	20264	Mad River Community Hospital	184	0:03:58

All data represented in this report is sourced from CEMSIS with a run date of April 10, 2025. CEMSIS records are populated by participating EMS providers documented care in the pre-hospital setting through direct transmission into CEMSIS or passed through their local EMS Agency (LEMSA). Not all EMS providers in all LEMSAs are CEMSIS participants, therefore this report does not reflect 100% of EMS interactions and records meeting APOT criteria.

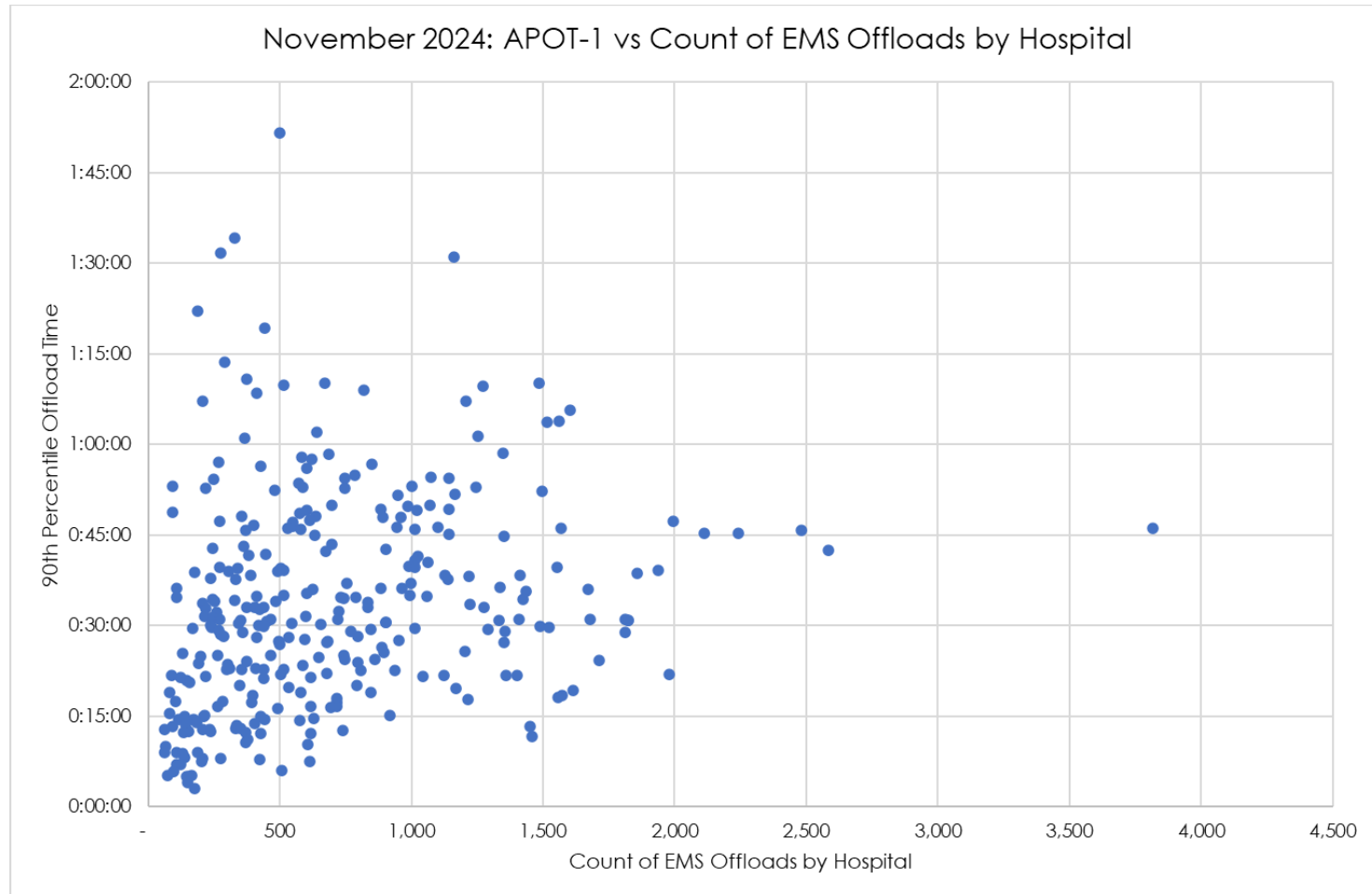
### Scatter Plot: APOT-1 vs Count of EMS Offloads by Hospital (October 2024)



Note: Hospitals with less than 60 transports a month are not represented in this plot.

All data represented in this report is sourced from CEMSIS with a run date of April 10, 2025. CEMSIS records are populated by participating EMS providers documented care in the pre-hospital setting through direct transmission into CEMSIS or passed through their local EMS Agency (LEMSA). Not all EMS Providers in all LEMSA are CEMSIS participants, therefore this report does not reflect 100% of EMS interactions and records meeting APOT criteria.

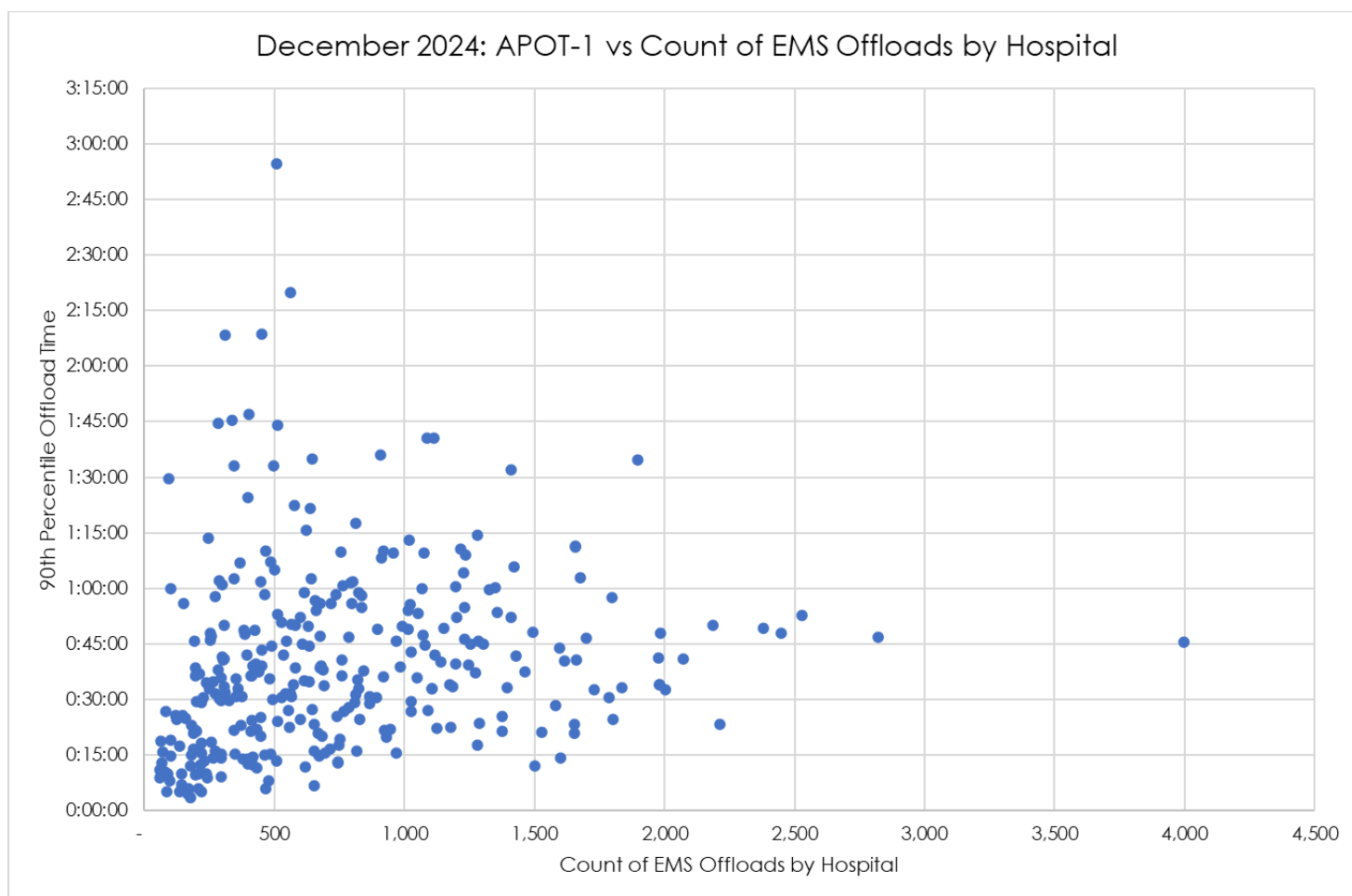
### Scatter Plot: APOT-1 vs Count of EMS Offloads by Hospital (November 2024)



Note: Hospitals with less than 60 transports a month are not represented in this plot.

All data represented in this report is sourced from CEMSIS with a run date of April 10, 2025. CEMSIS records are populated by participating EMS providers documented care in the pre-hospital setting through direct transmission into CEMSIS or passed through their local EMS Agency (LEMSA). Not all EMS providers in all LEMSAs are CEMSIS participants, therefore this report does not reflect 100% of EMS interactions and records meeting APOT criteria.

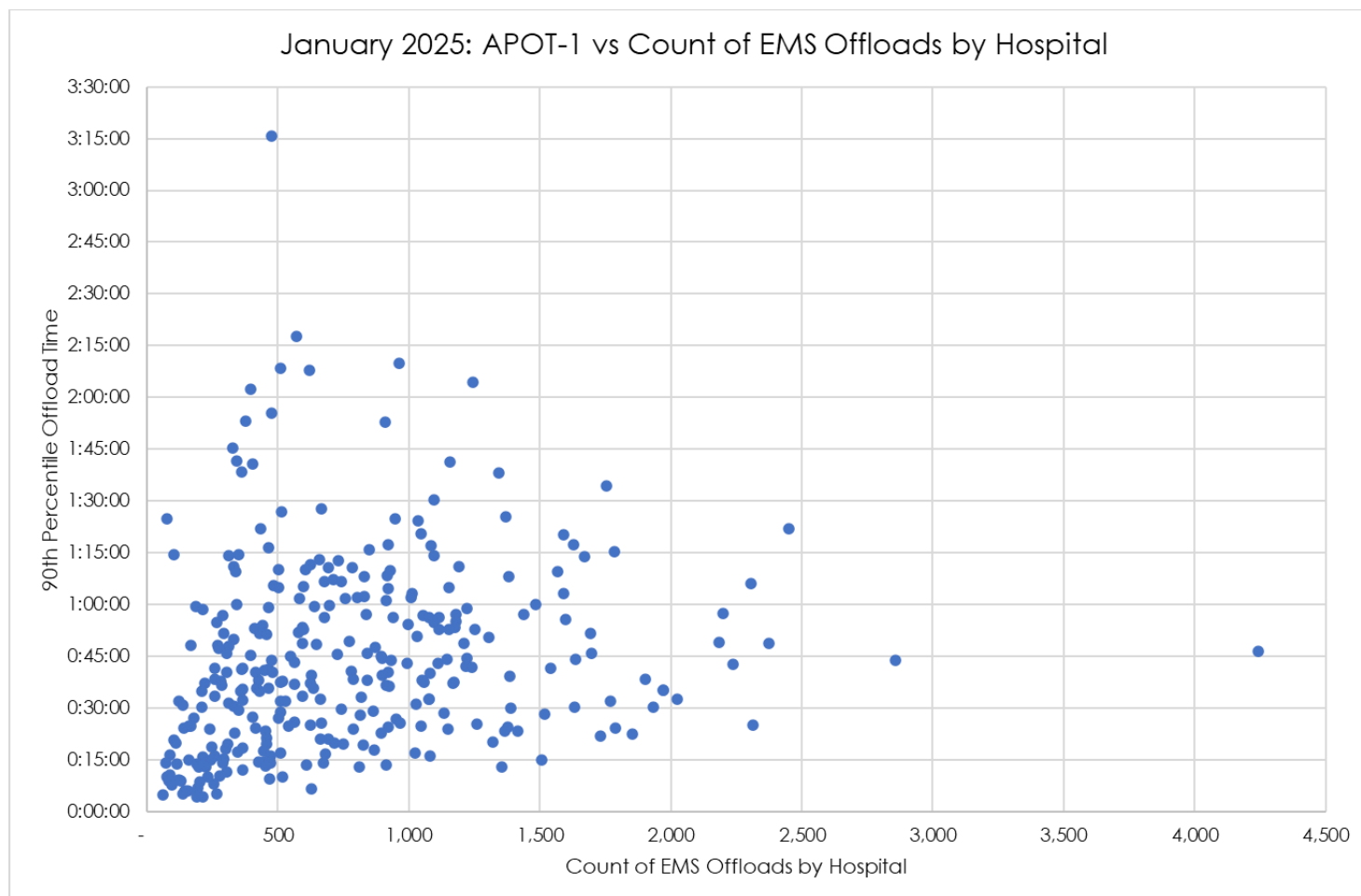
### Scatter Plot: APOT-1 vs Count of EMS Offloads by Hospital (December 2024)



Note: Hospitals with less than 60 transports a month are not represented in this plot.

All data represented in this report is sourced from CEMSIS with a run date of April 10, 2025. CEMSIS records are populated by participating EMS providers documented care in the pre-hospital setting through direct transmission into CEMSIS or passed through their local EMS Agency (LEMSA). Not all EMS providers in all LEMSAs are CEMSIS participants, therefore this report does not reflect 100% of EMS interactions and records meeting APOT criteria.

### Scatter Plot: APOT-1 vs Count of EMS Offloads by Hospital (January 2025)

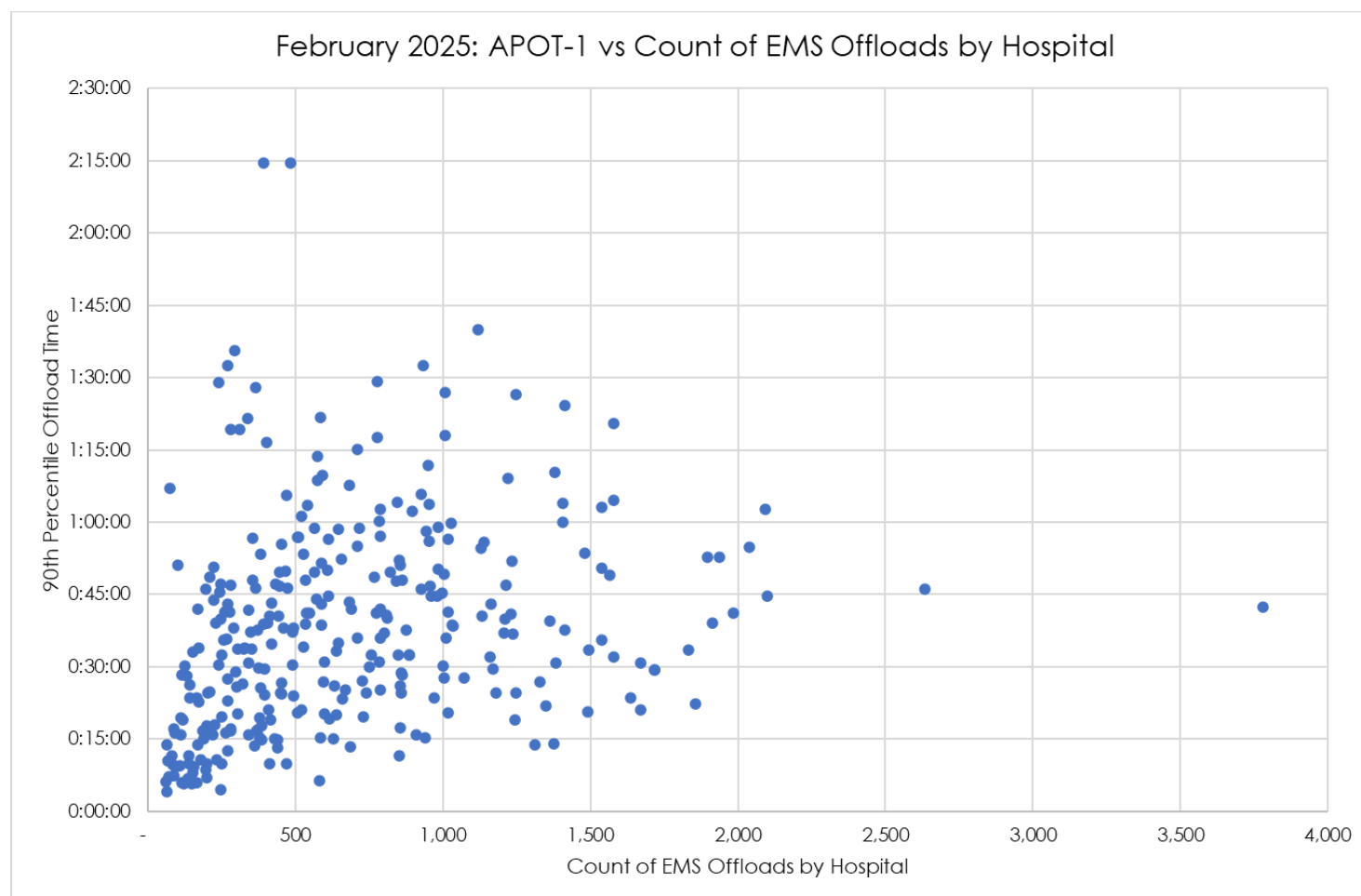


Note: Hospitals with less than 60 transports a month are not represented in this plot.

All data represented in this report is sourced from CEMSIS with a run date of April 10, 2025. CEMSIS records are populated by participating EMS providers documented care in the pre-hospital setting through direct transmission into CEMSIS or passed through their local EMS Agency (LEMSA). Not all EMS providers in all LEMSAs are CEMSIS participants, therefore this report does not reflect 100% of EMS interactions and records meeting APOT criteria.



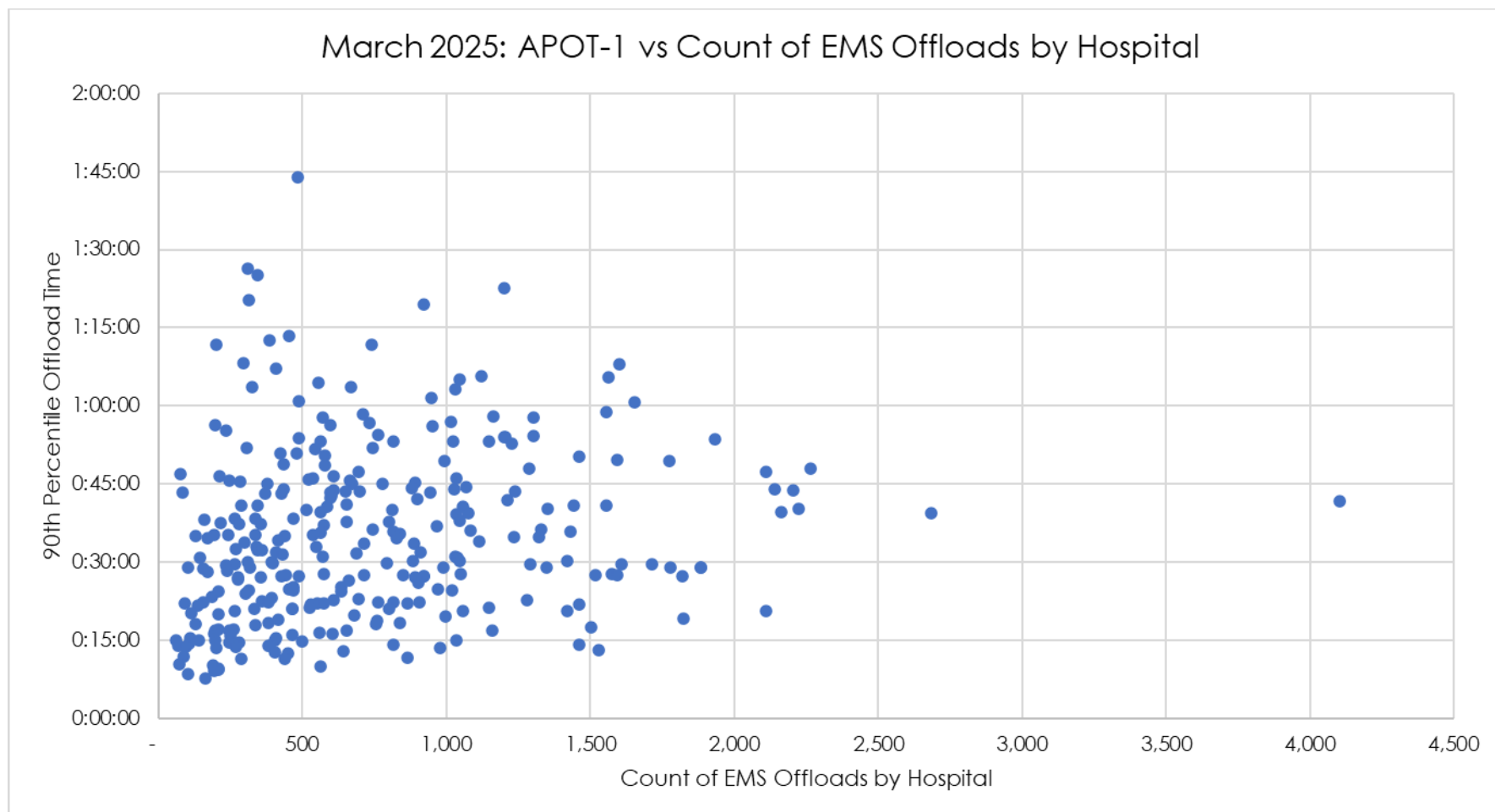
### Scatter Plot: APOT-1 vs Count of EMS Offloads by Hospital (February 2025)



Note: Hospitals with less than 60 transports a month are not represented in this plot.

All data represented in this report is sourced from CEMSIS with a run date of April 10, 2025. CEMSIS records are populated by participating EMS providers documented care in the pre-hospital setting through direct transmission into CEMSIS or passed through their local EMS Agency (LEMSA). Not all EMS providers in all LEMSAs are CEMSIS participants, therefore this report does not reflect 100% of EMS interactions and records meeting APOT criteria.

### Scatter Plot: APOT-1 vs Count of EMS Offloads by Hospital (March 2025)



Note: Hospitals with less than 60 transports a month are not represented in this plot.

All data represented in this report is sourced from CEMSIS with a run date of April 10, 2025. CEMSIS records are populated by participating EMS providers documented care in the pre-hospital setting through direct transmission into CEMSIS or passed through their local EMS Agency (LEMSA). Not all EMS providers in all LEMSAs are CEMSIS participants, therefore this report does not reflect 100% of EMS interactions and records meeting APOT criteria.

**EMERGENCY MEDICAL SERVICES AUTHORITY**

11120 INTERNATIONAL DR., SUITE 200  
RANCHO CORDOVA, CA 95670  
(916) 322-4336 FAX (916) 324-2875



**COMMISSION ON EMERGENCY MEDICAL SERVICES**

**QUARTERLY MEETING**

MEETING DATE: June 18, 2025

**ITEM NUMBER: 6B**

SUBJECT: Sacramento County APOT Presentation

PRESENTER: Greg Kann, MD, Sacramento County EMS

CONSENT: \_\_

ACTION: \_\_\_\_

INFORMATION: \_X\_

---

**DISCUSSION:**

Dr Greg Kann with Sacramento County EMS agency will be presenting on Sacramento County APOT.

**EMERGENCY MEDICAL SERVICES AUTHORITY**

11120 INTERNATIONAL DRIVE, SUITE 200  
RANCHO CORDOVA, CA 95670  
(916) 322-4336 FAX (916) 324-2875

**COMMISSION ON EMERGENCY MEDICAL SERVICES****QUARTERLY MEETING**

MEETING DATE: June 18th, 2025

**ITEM NUMBER: 7A**

SUBJECT: Preparedness for 2025 Wildfire Season

PRESENTER: Tim Reed, Disaster Medical Service Division Chief

CONSENT: \_\_

ACTION: \_\_

INFORMATION: X**RECOMMENDATION**

Receive updates on Preparedness for 2025 Wildfire Season

**FISCAL IMPACT**

No fiscal impact.

**DISCUSSION**

The EMSA Disaster Medical Services (DMS) Division has implemented a comprehensive strategy to ensure readiness for the 2025 wildfire season. This includes restocking and realigning both Incident Support and CalMAT caches, which together contain over 350 distinct line items of medical supplies. Warehouse upgrades and the integration of Operative IQ support rapid mobilization. In addition, EMSA is actively developing specialized push packs for pediatric, geriatric, and bariatric populations to address medical needs in evacuation settings. At least one CalMAT team remains on alert status throughout fire season, fully staffed and ready for deployment.

To enhance field coordination, EMSA has prepositioned 24 Motorola radios in each Mutual Aid Region and is updating its MOU with CalFIRE to ensure deployment alignment. The agency also strengthened its Ambulance Strike Team (AST) program by issuing 12 new AST Leader cards and adding a new ambulance provider through a formal MOU. EMSA's coordinated approach—spanning personnel, equipment, communications, and vulnerable population support—ensures the state is medically prepared to respond to wildfire emergencies.

Presentation Highlights:

## Commission on Emergency Medical Services

June 18, 2025

Item #8A

Page 2

- Opening Remarks
- Cache Readiness: Incident & CalMAT
- Cache Levels of Service Overview
- Field Team Availability & Surge Staffing
- Interagency Coordination & MOU Alignment
- Supporting Vulnerable Populations
- Ambulance Strike Team Enhancements
- Closing Summary

### **CONCLUSION**

EMSA's proactive wildfire preparedness efforts underscore a clear commitment to saving lives and supporting communities. With trained personnel, mobilized resources, and coordinated systems in place, the state is well-positioned to respond swiftly and effectively throughout the 2025 fire season.